



WASHINGTON REDSKINS 2015 MEDIA GUIDE



2015 MEDIA GUIDE

TABLE OF CONTENTS

INTERACT!

Printed editions of the 2015 Washington Redskins Media Guide feature Augmented Reality integration. The cover and other select pages in this year's guide include embedded video content for your mobile device.

Here's how to get started:

1. Open the Apple App Store or Google Play Store and download the Layar app.
2. Open Layar.
3. Find pages that include this logo in the bottom right corner:



4. Tap the screen to scan.
5. A video will replace the photo on the page. Enjoy!

MEDIA GUIDE CREDITS

The 2015 Washington Redskins Media Guide is written and published by the Redskins Public Relations department and is provided to assist the media in their coverage of the team. Information contained herein was compiled by current and previous Redskins public relations staffs.

Updated versions of information presented in the 2015 Washington Redskins Media Guide will be available online at media.redskins.com throughout the year.

Editors: Tony Wyllie, Ross Taylor, Zena Lewis and Alexia Grevious

Project Manager/Designer: Ross Taylor

Editorial Assistance: Wiley Anderson, Brendan Capria, Forrest Deal, Matthew Holmes, Michael Lindo, Susanna Nickell, Mahesh Prasad, Daniel Sampson, Max Strauss, Maggie Sullivan, Andrew Walker and Chuck Whitlock.

Cover Design: Chris Albright

Printing: The Herald, Inc.

The 2015 Washington Redskins Media Guide may be used for personal or editorial use only. Any commercial use of this information is prohibited without prior written consent of the Washington Redskins.

Copyright © 2015 Pro Football, Inc.
All rights reserved.

Schedule	2015 Schedule.....	2
WRCF	Washington Redskins Charitable Foundation.....	3
Directory	Staff Directory.....	7
Executives	Daniel M. Snyder.....	10
	Ownership Group.....	12
	President Bruce Allen.....	13
	General Manager Scot McCloughan.....	14
Football Staff	Head Coach Jay Gruden.....	16
	Coordinators and Assistant Coaches.....	18
	Front Office.....	29
	Athletic Training.....	34
	Equipment.....	35
	Video.....	36
	Culinary Nutrition.....	37
Players	Veterans.....	38
	2015 Draft Picks.....	146
	College Free Agents.....	157
Roster	Alphabetical Roster and Pronunciation Guide.....	171
	Numerical Roster and Coaching Staff.....	173
	How the Redskins Were Built.....	175
2014 Review	2014 Statistics.....	176
	2014 Game Recaps.....	178
History	All-Time Assistant Coaches.....	196
	All-Time Numbers.....	198
	All-Time Roster.....	207
	All-Time Win/Loss Records.....	215
	Coaching Records.....	217
	Draft Choices.....	218
	Hall of Famers.....	228
	Important Dates.....	229
	Milestone Games.....	237
	Overtimes in Team History.....	243
	Preseason Results (since 1961).....	246
	Pro Bowlers.....	248
	Record Book: Team Records.....	250
	Record Book: Individual Records.....	264
	Record Book: Opponent Records.....	278
	Record Book: Postseason Records.....	280
	Series Histories.....	289
	Series Records.....	297
	Titles, Games, Attendance.....	301
	Top Tens.....	302
	Year-by-Year Stat Comparison.....	308
	Yearly Leaders.....	310
	Yearly Results.....	322
	Yearly Statistical Rankings.....	331
	Yearly Stats (since 1970).....	333
Facilities	FedExField.....	379
	Redskins Park.....	386
	Training Camp.....	387
Gameday	The Gameday Experience.....	390
	Ring of Fame.....	391
	Washington Redskins Cheerleaders.....	392
Media	Redskins Radio Network.....	396
	Redskins Broadcast Network/Redskins Online.....	397
PR	Redskins Public Relations Staff.....	399
	2015 Media Information.....	401

WASHINGTON REDSKINS 2015 SCHEDULE

PRESEASON

1		AT CLEVELAND BROWNS	AUG 13 8:00PM NBC4 / CSN
2		VS DETROIT LIONS	AUG 20 7:30PM NBC4 / CSN
3		AT BALTIMORE RAVENS	AUG 29 7:30PM NBC4 / CSN
4		VS JACKSONVILLE JAGUARS	SEP 3 7:30PM NBC4 / CSN

REGULAR SEASON

1		VS MIAMI DOLPHINS	SEP 13 1:00PM CBS
2		VS ST LOUIS RAMS	SEP 20 1:00PM FOX
3		AT NEW YORK GIANTS	SEP 24 8:25PM CBS / NFLN
4		VS PHILADELPHIA EAGLES	OCT 4 1:00PM FOX
5		AT ATLANTA FALCONS	OCT 11 1:00PM FOX *
6		AT NEW YORK JETS	OCT 18 1:00PM FOX *
7		VS TAMPA BAY BUCCANEERS	OCT 25 1:00PM FOX *
8		BYE WEEK	
9		AT NEW ENGLAND PATRIOTS	NOV 8 1:00PM FOX *
10		VS NEW ORLEANS SAINTS	NOV 15 1:00PM FOX *
11		AT CAROLINA PANTHERS	NOV 22 1:00PM FOX *
12		VS NEW YORK GIANTS	NOV 29 1:00PM FOX *
13		VS DALLAS COWBOYS	DEC 7 8:30PM ESPN
14		AT CHICAGO BEARS	DEC 13 1:00PM FOX *
15		VS BUFFALO BILLS	DEC 20 1:00PM CBS *
16		AT PHILADELPHIA EAGLES	DEC 26 8:25PM NFLN
17		AT DALLAS COWBOYS	JAN 3 1:00PM FOX *

**SUBJECT TO FLEXIBLE SCHEDULING*

@REDSKINS | REDSKINS.COM/TICKETS

The mission of the Washington Redskins Charitable Foundation is to make a positive and measurable impact in the lives of children in our community. Since its start in 2000, the Foundation has given back more than \$16M to the community, focusing primarily in the areas of education, community outreach and health and wellness.

Leaders in the community.

Since the inception of the Foundation in 2000, the Leadership Council has been at the forefront of the organization's efforts to help improve the lives of children in our community. These business leaders in the community not only provide financial resources, access to a professional network and widespread expertise, but their generosity and support are second to none and are essential to the success of the Washington Redskins Charitable Foundation.

BOARD MEMBERS

Dan Snyder
 Owner, Washington Redskins

Bruce Allen
 Washington Redskins

Eric Schaffer
 Washington Redskins

Mitch Gershman
 Washington Redskins

Jane Rodgers
 Executive Director, WRCF

LEADERSHIP COUNCIL MEMBERS

Shaza Andersen
 WashingtonFirst Bank

Peter Bernard
 Bon Secours

Wayne Berson
 BDO

Drew Cohen
 MasterPeace Solutions, Ltd.

Lorenzo Creighton
 MGM

James W. Crystal
 Crystal & Company

Jeffrey Detwiler
 Long & Foster

David Hill
 NRG Energy, Inc.

Donald Hoffman
 EXCEL Services Corporation

Mayor Dwight Jones
 City of Richmond

Brian Kearney
 Kearney & Company

Serge Matta
 comScore

Mark Moseley
 Redskins Alumni Association

Ted Prince
 Neustar, Inc.

Robert Rothman
 Black Diamond Capital

Paul Saville
 NVR, Inc.

Dwight Schar
 NVR, Inc.

Rebecca Schulte
 Comcast SportsNet

Frederick Smith
 FedEx Corporation

Jeff Wood
 Bank of America

“ I am proud to be a member of the Leadership Council and honored to work alongside other like-minded business leaders. Through this one Foundation, we are able to help so many children and really have an impact on the community.

Shaza Andersen,
 CEO, WashingtonFirst Bank





SPLITTING for a good cause.

Help the Redskins Charitable Foundation Win Off The Field

The 2014 season marked the second year of the 50/50 gameday raffle. Fifty percent of net proceeds from ticket sales go to one lucky fan and the remainder supports the work of the Charitable Foundation. The money raised in 2014 supported programs to level the playing field for youth across the greater D.C. area, including building playgrounds, renovating school libraries and granting wishes.

How does it work?: Fifty percent of the net proceeds from the day's ticket sales will go to one lucky fan at each Redskins home game! The remaining 50% will benefit the Washington Redskins Charitable Foundation to support youth programs across the region.

Where to buy tickets: 50/50 Raffle sales staff are located at kiosks throughout the main concourse, as well as multiple mobile sellers in tailgate parking lots. Look for the 50/50 logo and the bright blue aprons!

Ticket Prices: 3 for \$5.00, 7 for \$10.00 or 40 for \$20.00

When are tickets sold?: When parking lots open until the beginning of the 4th Quarter. During the 4th Quarter, the Redskins will announce the winning number and amount in stadium.!

For more information: Redskins.com/Community/50-50-Raffle

Proceeds from the 50/50 Raffle benefit the Washington Redskins Charitable Foundation in their effort to achieve a measurable impact on young people in the areas of education, community outreach and health and wellness.



2014 STATS:

94

WASHINGTON REDSKINS
CHARITABLE FOUNDATION
EVENTS AND PROGRAMS IN 2014

\$1.2+

MILLION

GIVEN TO SUPPORT
YOUTH DEVELOPMENT
PROGRAMS



1,207

AUTOGRAPHED ITEMS DONATED
TO SUPPORT COMMUNITY GROUPS

150,000+
CHILDREN
IMPACTED

The mission of the Washington Redskins Charitable Foundation is to make a positive and measurable impact in the lives of children in our community. Since its start in 2000, the Foundation has given back more than \$16M to the community, focusing primarily in the areas of education, community outreach and health and wellness.

HIGHLIGHTS FROM WHERE WE SERVED IN 2014:

1 District of Columbia Public Schools

- Leckie Elementary School Library renovation project—the **300th** library build of the Heart of America Foundation
- Roosevelt High School selected as the first local school to be a part of Matthew McConaughey's *just keep livin* Foundation funded by the Redskins Charitable Foundation

2 Prince George's County Public Schools

- **16** elementary schools operating the Fun, Fly & Fit after-school program focusing on health and wellness initiatives supported by the Redskins Charitable Foundation and United Way of the National Capital Area
- **2** Prince George's County Public Schools placed in the top **3** for the Redskins Read Challenge

3 Fairfax County Public Schools

- Created a robust partnership with **4** targeted schools to increase student achievement
- **\$9,860** raised through the Friday Night Lights: THINK-PINK!® program benefiting American Cancer Society

4 Loudoun County Public Schools

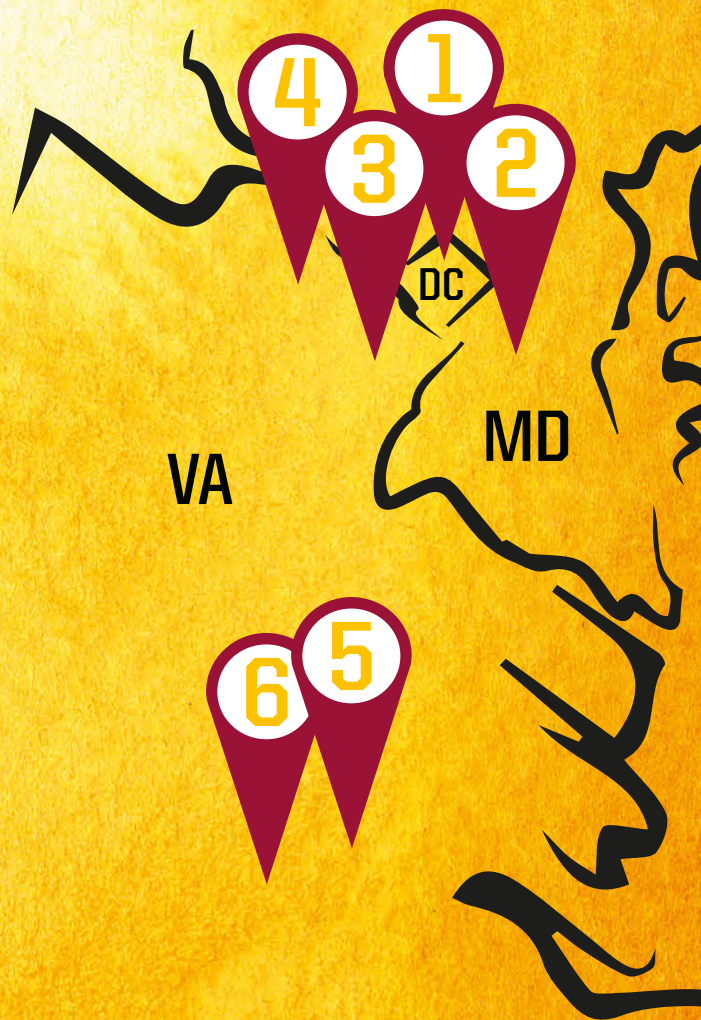
- **22** different events and appearances hosted in Loudoun County in 2014, including Covered for the Holidays presented by Macy's, SAT Prep Course with Turbo Tutoring, and the Fuel Up to Play 60 Mini-Combine

5 Richmond Public Schools

- All **5** Richmond Public High Schools are active participants in the Coaches in the Classroom Program in partnership with the AthLife Foundation
- **23** elementary schools participated in the 2014 Redskins Read Across Richmond Summer Reading Program

6 Chesterfield County Public Schools

- More than **5 million minutes** read during the 2014 Redskins Read Across Richmond Summer Reading Program. Redskins players encouraged students to log the number of minutes read from June 14 - Sept. 12 to win prizes



The power of community.

Ours is fully charged.

88%

PLAYER PARTICIPATION
IN REDSKINS CHARITABLE EVENTS

2014 Community MVPs

*BASED ON NUMBER OF WRCF EVENTS ATTENDED IN 2014



Darrel Young.....34*



Niles Paul.....29



Alfred Morris.....19



Robert Griffin III.....18



Akeem Davis.....14



Shawn Lauvao.....14



Nick Sundberg.....14



Trent Murphy.....13



Silas Redd Jr.....9



Chris Baker.....8



Spencer Long.....8



Tress Way.....8

A selfless starter.

Darrel Young, 2014 Walter Payton Man of the Year.



“

To give back to the community is such a big opportunity for us. Every Tuesday you'll always see a group of Redskins players out there, really trying to make a difference in these kids' lives, and the Redskins Charitable Foundation allows us to do that. Getting out in the community doesn't just mean a lot for the kids, it means a lot to us, too.

Darrel Young, Redskins Fullback

”

FOR MORE INFORMATION, VISIT WWW.REDSKINS.COM/COMMUNITY
OR FOLLOW US ON TWITTER @REDSKINSCR



STAFF DIRECTORY

REDSKINS PARK PERSONNEL

(In alphabetical order)

ALUMNI

Olsen, Jerry.....Liaison

ATHLETIC TRAINERS

Blackman, Kyle.....Assistant Athletic Trainer
Hess, Larry.....Head Athletic Trainer
Jermyn, Elliott.....Physical Therapist/Assistant Athletic Trainer
Quon, Doug.....Assistant Athletic Trainer

WASHINGTON REDSKINS CHARITABLE FOUNDATION

Abbott, Carlyle.....Director of Special Events
Holtorf, Jeannie.....Donor Services Coordinator
King, Emily.....Programs & Events Assistant
Pisching, Allie.....Community & Charitable Programs Director
Rodgers, Jane.....Executive Director

COACHING

Akey, Robb.....Defensive Line
Allen, Barbara.....Administrative Assistant
Banta, Bradford.....Assistant Special Teams
Barry, Joe.....Defensive Coordinator
Blacken, Malcolm.....Director of Player Development
Callahan, Bill.....Offensive Line
Cavanaugh, Matt.....Quarterbacks
Clark, Mike.....Head Strength & Conditioning
Day, Shane.....Assistant Offensive Line
Englehart, Chad.....Assistant Strength & Conditioning
Fewell, Perry.....Defensive Backs
Grimm, Chad.....Defensive Quality Control
Gruden, Jay.....Head Coach
Hilliard, Ike.....Wide Receivers
Jordan, Randy.....Running Backs
Kelly, Paul.....Director of Football Operations
Kim, Joe.....Assistant Strength & Conditioning/Skill Development
Kotwica, Ben.....Special Teams Coordinator
McVay, Sean.....Offensive Coordinator
Munsey, Bret.....Special Projects/Assistsant Special Teams
Olivadotti, Kirk.....Linebackers
Phillips, Wes.....Tight Ends
Pleasant, Aubrey.....Defensive Quality Control
Ragone, Dave.....Offensive Quality Control

CORPORATE HOSPITALITY AND CLIENT RELATIONS

Daly, Nick.....Director, Client Services
Flythe, Trey.....Manager, Business Development & Operations
Greene, Dennis.....President, Business Operations
Patch, Emily.....Manager, Client Services
Shenton, Brian.....Director, Business Ops. & Executive Entertainment
Stiles, Michael.....Director, Business Ops. & Executive Entertainment
Tomka, Patrick... Senior VP, Business Ops. & Executive Entertainment
Tucker, Jay.....Manager, Business Development & Operations

CULINARY NUTRITION

Mathieson, Jon.....Executive Chef
McGuire, Connor.....Sous Chef

EQUIPMENT

Beutel, Anders.....Head Equipment Manager
Coleman, Pat.....Equipment Assistant
Rotier, Scott.....Assistant Equipment Manager

EXECUTIVE OFFICE

Blair, Mary-Ellen.....Senior Administrative Assistant
Kowalsky, Jon.....Director of Executive Office
Mohler, Kristina.....Senior Administrative Assistant
Snyder, Daniel M.....Owner

FACILITIES AND GROUNDS

Foor, Jeffrey.....Assistant Groundskeeper
Martinez, Vladi.....Building Manager
Restifo, Blaise.....Manager of Grounds and Turf

FINANCE

A'Hara, Scott.....Staff Accountant
Choi, Stephen.....Chief Accounting Officer
Comunale, Jr., Fred.....Vice President, Corporate Controller
Petro, Joanne.....Treasury Manager
Schwenke, Carolyn.....Accounts Payable Associate
Sieve, Kevin.....Assistant Controller
Szczenki, Paul.....Director of Finance
Yu, Ichie.....Payroll Manager

HUMAN RESOURCES

Blanchard, BJ.....Receptionist
Ryan, Amy.....Coordinator

IT

Crenson, Jon.....IT Manager
Smith, Christian.....IT Support Specialist

INTERNET AND E-COMMERCE

Albright, Chris.....Graphic Designer
Blosat, Geoffrey.....Digital Media Analyst
Hinkle, Jennifer.....Sr. Director, Digital & Social Media
Johnson, Darryl.....Digital Media Producer
Kring-Schreifels, Jacob.....Digital Media Coordinator
Matthews, Christian.... Sr. Manager, Digital Products and Marketing Strategy
Rawdon, Emily.....Digital Media Manager

LEGAL

Forbes, Robby.....Assistant General Counsel
Schaffer, Eric.....General Counsel (also see "Player Personnel")

MARKETING

Applegate, Emily.....Marketing Coordinator
Bateman, Terry.....Executive Vice President
Burley, LaRhonda.....Partnership Marketing Manager
Calvo, Ryan.....Business Development Manager
Gorman, Jackie.....Director, Sales & Marketing
Henry, Thomas.....Business Development Manager
Hubacher, Nancy.....Vice President, National Brand Marketing
Johnson, Steve.....Vice President, Sales & Marketing
Jurgensen, Virginia.....Marketing Coordinator, Fan Engagement
Nenner, Rod.....Vice President, Sales & Marketing
Schneider, Jamie... Sr. Director, Strategic Marketing & Client Services
Schlieman, John.....Vice President, Sales and Marketing
Silberstein, Michael.....Business Development Manager
Stewart, Chloe.....Senior Manager, Partnership Activation
Truesdale, Alyssa.....Marketing Manager
Truitt, Alexander.....Senior Manager, Partnership Activation

MEDIA

Allshouse, Jennifer.....Producer
Broyhill, Charlie.....Production Services Coordinator
Czarda, Stephen.....Associate Writer
Diamond, Alex.....Manager of Video Production
LeSourd, Luke.....Senior Producer
Michael, Larry.....Senior Vice President & Executive Producer
Van Balen, Bryan.....Social Media Coordinator
Walker, Andrew.....Managing Editor, Redskins.com

PLAYER PERSONNEL

Allen, Bruce.....President
Campbell, Scott.....Director of College Scouting
Evans, Matt.....Area Scout
Franklin, Darryl.....Pro Scout
Gribble, Tim.....Area Scout
Mann II, Richard.....Pro Scout
McCloughan, Scot.....General Manager
Santos, Alex.....Director of Pro Personnel
Schaffer, Eric.....VP of Football Administration (also see "Legal")
Scott, Jeff.....Pro Scout
Smith, Kyle.....Area Scout
Spencer, Cole.....Area Scout
Washburn, Josh.....BLESTO Scout

(Redskins Park personnel continued on next page)

STAFF DIRECTORY

(Redskins Park personnel continued from previous page)

PLAYER PERSONNEL (cont.)

Whittington, David Area Scout
 Williams, Doug Personnel Executive
 Zeches, Brian Scouting Coordinator
 Zeches, Jim Area Scout

PUBLIC RELATIONS

Grevious, Alexia Corporate Communications
 Lewis, Zena Media Services Coordinator
 Taylor, Ross Director of Communications
 Wyllie, Tony Senior Vice President, Communications

VIDEO

Adams, Mike Video Assistant
 Bracken, Mike Video Director
 Hines, Julian Video Assistant
 Kennedy, Zachary Video Assistant

FEDEXFIELD PERSONNEL

(In alphabetical order)

CHEERLEADERS

Jojobian, Stephanie Director & Choreographer
 Keene, Jamilla Asst. Director, Marketing & Programs

FACILITIES/OPERATIONS

Benevento, Pete Director, Grounds and Turf
 Blake, Jr., Robert Operations Project Coordinator
 Bloyer, Chris Senior VP, Operations & Guest Experience
 Castro, Meagan Operations Coordinator
 Edwards, Nicholas Operations Coordinator
 Epstein, Josh Director of Operations
 Flores, William Grounds Assistant
 Gillies, Jeff Operations Coordinator
 Hilton, Signe Director, Entertainment & Game Production
 Lewis, Danielle Fan Experience & Entertainment Manager
 Maxwell, Mike Lead Engineer
 Molley, April Operations Coordinator
 Onechanh, Chan Vice President, Operations
 Samowitz, Joseph Operations Assistant
 Stepney, Ed Facilities, Staff
 Stratchko, Steve Lead Engineer
 Vidsens, Tim Systems, Staff
 Waller, Aaron Vice President, Administration & Operations
 Wentz, Charles Lead Maintenance Mechanic

GROUNDS

Benevento, Pete Director of Turf and Grounds
 Flores, William Grounds Staff
 Zeiss, Bryan Assistant Manager of Turf and Grounds

IT

Delens, Stefano Systems Administrator
 Kinra, Asheesh VP, Information Technology
 Sun, Sonny IT Manager

PREMIUM SALES

Alfarano, Michael Director, Premium Seating
 Briefel, Steven Senior Account Executive
 Buckenmyer, Ronald Account Executive
 Dottery, Kayla Premium Client Services Coordinator
 Engleson, Rachel Director, Premium Client Services
 Friedman, Jason Vice President, Premium Sales
 Gershman, Mitch Executive Vice President
 Grimsley, Jaryd Account Executive
 Henderson, Steven "Dru" Account Executive
 Nickerson, Douglas Director, CRM
 Nunez, Ana Account Executive
 Pilgrim, Jed Senior Account Executive
 Poplaski, Michael Account Executive
 Rosengarten, Sheldon Director, Customer Finance

Salatto, Frank Director, Marketing
 Schneider, Ashley Client Services Coordinator
 Spry, Patrick Account Executive
 Tao, Jenny Account Executive
 Vizcarra, Will Account Executive
 Weiner, Christopher Account Executive
 Youngentob, Lisa Loyalty Program Coordinator

SECURITY

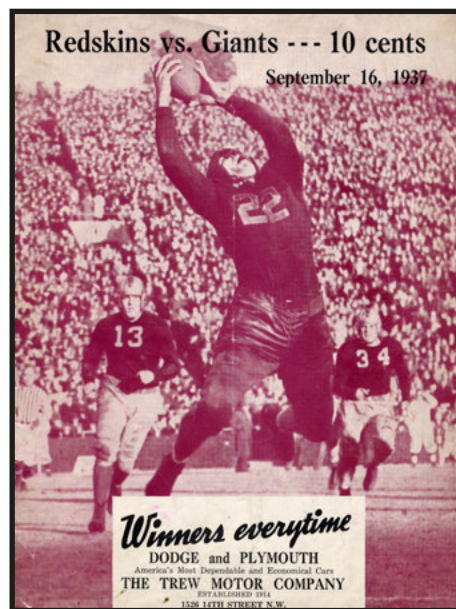
Burke, Ken Security, Command Center
 Chan, Kendy Manager
 Cunningham, Michael Security, Command Center
 Gilliard, Franklin Security, Admin Lobby
 Killen, Stewart Security, Admin. Lobby
 Jacob, Mike Director
 Shephard, Ricardo Security Rover
 Washington, Markee Security Rover
 Webb, JR Security Rover
 Weir, Garrett Security Rover

SPECIAL EVENTS

Leonard, Chase Senior Business Development Manager
 Nicholson, Hugh Director, Sales & Booking
 Valentine, Jonte Special Events Coordinator

TICKET OFFICE

Britton, Mason Account Representative
 Chirinos, Brayhan Account Representative
 Chu, Larry Director, Ticket Operations
 Diop, Aby Account Representative
 Dowuona, Sonia Account Representative
 Hartman, Scott Customer Service/Ticket Office
 Hooper, Alex Account Representative
 Jenkins, William Account Representative
 Kennerly, Brendon Account Representative
 Niemann, Claire Customer Service Representative
 Obici, Ian Account Representative
 Pearson, Erika Account Representative
 Pyle, Tim Account Representative
 Randolph, Tamara Senior Manager, Ticket Operations
 Reback, Sarah Account Representative
 Reder, Emily Account Representative
 Richard, Douglas Account Representative
 Schraufnagel, Jeremy Manager, Ticket Office Finance
 Whyte, Emily Account Representative




Game program from the Redskins' debut in Washington Redskins 13, Giants 3 (Sept. 16, 1937)



EXECUTIVE BIOS



2015



DANIEL M. SNYDER

REDSKINS OWNER

A self-made man and an entrepreneur at heart, Dan Snyder's life has been consumed by an enduring passion for the people, the team and the community he loves.

Growing up in the D.C. area and attending Redskins games with his father, Gerald, his youth and young adulthood were shaped and inspired by his devotion to the Washington Redskins. Now in his second decade as owner, Snyder has put his passion into action. He has consistently led the franchise to new prominence in the community, the business world and the National Football League. Under his leadership, the team has raised millions of dollars for charitable efforts and maintained its place in the top tier of the world's most valuable sports franchises.

Snyder, 50, continues to be one of the Washington area's most prominent community leaders and philanthropists. Shortly after purchasing the franchise in 1999, one of Snyder's first actions as owner was to create the Washington Redskins Charitable Foundation (WRCF) in 2000 to utilize the assets of the Redskins and their corporate and community partners to make a positive and measurable impact on youth development in the greater Washington, D.C., region. The foundation focuses on the areas of education, community outreach, and health and wellness, and since its inception, Charitable Foundation programs have made an impact on millions of lives and given back well over \$15 million to individuals, groups and organizations in the community.

Both current and former Redskins players also donate their time, talents and resources to WRCF by providing toys, coats, and clothes to children, inspiring young football players and making wishes come true for little fans battling big diseases. In addition, since 2003, Snyder, Redskins players, and other volunteers have also gifted more than 967,185 pounds of packaged and fresh food and 427,500 pounds of turkey to area families in need at the team's annual Harvest Feast. In 2014, the Redskins gifted 92,575 pounds of packaged and fresh food and 33,000 pounds of turkey at the annual event at FedExField.

In addition to his efforts with WRCF, Snyder has provided significant support to Washington's Children's Hospital and the National Center for Missing and Exploited Children (NCMEC). His support enabled construction of the Snyder Family Emergency Medicine and Trauma Center at Children's Hospital. He is a member of the Children's Hospital Foundation Board of Directors. He also funded construction of the Daniel M. Snyder and Family Communication Center at the Center for Missing and Exploited Children. Each day the Center handles hundreds of calls from around the nation from law enforcement organizations, parents of missing children, runaways seeking help, and people responding to the Center's well-known awareness campaigns on behalf of missing children. In May 2014, Snyder and his wife, Tanya, were honored with the Charles B. Wang International Children's Award at the NCMEC annual Hope Awards Dinner.

In March of 2014, Snyder and the Washington Redskins launched the Washington Redskins Original Americans Foundation in order to help Tribal communities with the urgent challenges that plague their reservations. Since its inception, the Washington Redskins Original Americans Foundation has worked with more than 50 federally recognized tribes. The efforts have improved the quality of life for hundreds of thousands of American Indians living in federally recognized Tribal communities.

Beyond his charitable efforts, Snyder is prominent in the affairs of the NFL, where his expertise in the fields of marketing and media has been recognized with appointments to the Broadcast Committee, the Business Ventures Committee, the Digital Media Committee, the International Committee, the Hall of Fame Committee (which oversees the Pro Football Hall of Fame in Canton, Ohio), and, separately, as a member of the Board of Directors of the Pro Football Hall of Fame.

The Redskins, who continue to be ranked among the world's most valuable sports franchises on Forbes magazine's annual list, remain at the forefront of NFL marketing and business organizations. Since buying the team, Snyder has launched a highly successful retail arm, with several Official Redskins Stores in Virginia and Maryland, as well as mobile units for use at home games and other events.

In the summer of 2013, Snyder and the Redskins moved their annual Training Camp to Richmond, Va., hosting the team's training sessions at



the brand new Bon Secours Washington Redskins Training Center. During the team's inaugural three-week stay in the capital, more than 165,000 attended walkthroughs and practices. In addition, the Redskins' outreach in the community included more than 5,000 kids impacted by the Charitable Foundation's Play 60 programs and cheerleading programs, as well as 200 high school coaches invited to a concussion clinic held by the Redskins.

In June 2012, Snyder and the Redskins reaffirmed the team's commitment to the Commonwealth of Virginia, announcing that team will retain its corporate headquarters by improving Redskins Park, its Loudoun County training facility. In the 2013 offseason, Snyder and the Redskins began improvements to Redskins Park, including upgrades to the weight room, athletic training facility, locker room, hydrotherapy stations, media availability areas, in-house cafeteria and more.

During Snyder's 16 seasons as owner of the team, 24 different Redskins have earned a total of 42 Pro Bowl appearances, nine different Redskins have been named All-Pro, and 12 Redskins draft picks have been selected to the All-Rookie Team. In addition, three players from his tenure as owner, Darrell Green, Bruce Smith and Deion Sanders, have gone on to induction into the Pro Football Hall of Fame.

FedExField, the team's wholly-owned stadium in Landover, Md., boasts seating capacity for 82,000 people, and Snyder continues to spearhead efforts to improve the fan experience at the stadium. Tickets to Redskins games have been sold out for more than 40 years. Since he purchased the team, Snyder has invested more than \$100 million in improvements to the facility, including high-speed escalators to the upper deck, updated signage, more than 1,000 flat-screen TVs in concourses and other areas, as well as the League standard-setting Owner's Club East and Owner's Club West private luxury suites. In 2010, the Redskins installed two new video boards –

continued on next page

DANIEL M. SNYDER

continued from previous page

30 feet high and 100 feet wide – in each of the end zones at FedExField. The screens feature state-of-the-art high definition LED displays and tripled the size of the previous end zone video displays. The team also enhanced the fans' gameday experience with all-new game clocks, play clocks and other in-stadium video displays.

The club's media ventures include *Redskins Nation*, produced by the Redskins Broadcast Network, which is the league's only year-round, daily 30-minute television show. The team also produces television and radio broadcasts via Redskins.com, a robust editorial and social media staff, and Extremeskins.com, the team's fan forum. The team also produces a variety of other television programs, broadcast independently as well as in partnership with local television outlets.

Snyder was Founder, Chairman and CEO of Snyder Communications, Inc. and was the youngest CEO of a New York Stock Exchange company at the time. From its launch in 1985, the company grew to a global organization of 12,000 employees, with 77 offices in 17 countries, and more than \$1 billion in annual revenues. The company's client base included 200 of the Fortune 500, to which it provided targeted marketing solutions, including advertising and marketing services. In March 2000, the company was acquired by the French marketing firm Havas for more than \$2.3 billion, at the time the largest such merger in the history of the advertising/marketing industry.

Snyder is Founder and Chairman Emeritus of inVentiv Health (NASDAQ: VTIV). Additionally, Snyder is Founder and Managing Member of the Board of Red Zebra Broadcasting, LLC, which operates radio stations in Maryland, Virginia and the District of Columbia airing Redskins broadcasts, popular national radio shows and locally generated programming. Snyder is active in a variety of other private business ventures, both as an investor and as an advisor to management. He is a frequent invitee to share his experiences and views with business organizations nationwide, and he is enshrined in the Jewish Sports Hall of Fame.

In 2010, Snyder was honored by Beacon House, a nonsectarian, neighborhood-based organization that supports at-risk youth and families of the Edgewood Terrace community in Washington, D.C., during a community celebration to dedicate the football field at Edgewood Department of Parks and Recreation Center. The Charitable Foundation assisted in renovating the center with a newly resurfaced field, bleachers, and an electronic scoreboard. In April 2014, Snyder and WRCF announced a partnership to fund a brand new, synthetic, multi-sport field at Park View High School in Sterling, Va., one of 37 fields the foundation has helped provide since its inception.

In April 2012, Snyder was presented Youth For Tomorrow's Distinguished Leader Award in recognition of his years of support for the organization's private, residential school and counseling center in Bristow, Va., which has provided year-round care for more than 900 homeless and at-risk children ages 11-17 from Northern Virginia and the District of Columbia. The honor is periodically awarded to individuals who have demonstrated long and generous support to Youth For Tomorrow. In announcing the award at YFT's annual Burgundy and Gold Banquet, Hall of Fame Redskins Coach Joe Gibbs, who is also Founder and Chairman of Youth For Tomorrow, said, "Dan Snyder began his support of the kids at Youth For Tomorrow long before I ever considered returning to coach the team in 2004."

Snyder and his wife, Tanya, have three children and live in Potomac, Md.

REDSKINS OWNERSHIP HISTORY

Daniel M. Snyder is the third majority owner in the history of the Washington Redskins franchise.

George Preston Marshall	1932-69
Jack Kent Cooke	1969-97
(The estate of Jack Kent Cooke)	1997-99
Daniel M. Snyder	1999-Present



Redskins Owner Daniel M. Snyder (left) hands out turkeys at the Harris Teeter-Redskins Harvest Feast at FedExField in 2011. Harvest Feast is an annual event that distributes 3,500 turkeys and Thanksgiving food baskets to Prince George's County residents in need. The event is just one of the prominent community initiatives led by the Washington Redskins Charitable Foundation, founded by Snyder in 2000.



ABOVE: Snyder, alongside his daughter, Tiffanie, presented his wife, Tanya, with the American Cancer Society Mother of the Year Award during a luncheon at The Ritz-Carlton in Washington, D.C. on May 8, 2013.

BELOW: Snyder and his wife, Tanya, present a Redskins jersey to former Secretary of State Colin Powell prior to the team's 2011 season opener, played on the 10th anniversary of the Sept. 11 attacks. Powell spoke to the team before the game and served as an honorary captain.



OWNERSHIP GROUP



**Michele
Snyder**



**Arlette
Snyder**



**Robert
Rothman**



**Dwight C.
Schar**



**Frederick W.
Smith**

Since the early days of his business career, from his home office as a teenager through the founding of Snyder Communications in Bethesda, Md., to ownership of the Washington Redskins, **Daniel M. Snyder** has surrounded himself with trusted advisors and supporters. It is those family members and associates who round out the ownership group of the Washington Redskins.

Before launching a business initiative or making a critical business decision, they are the key individuals Snyder has turned to as partners, advisors, and confidants.

Snyder's sister **Michele Snyder**, a founder of Snyder Communications, shares his ambitious spirit. Her creativity, operational skills, and business instincts have played an instrumental role in the success of Team Snyder over the years.

A calm and steady influence have been the contributions of Gerry and Arlette Snyder, parents of the Redskins owner. A long-time journalist and author with more than two dozen books to his credit, **Gerry Snyder** was editor-in-chief of Snyder Communications during the early years of the company. Gerry Snyder died in 2003 at age 69. The team training facility at Redskins Park has been named in his memory.

Arlette Snyder, who maintains the family ownership position in the team, continues her role as a primary advisor to the owner and his other partners.

Robert Rothman is Chairman and CEO of Black Diamond Group, Inc., a private investment firm in Tampa, Florida. He was the founding Chairman and Chief Executive Officer of Consolidated International Group, Inc., which owned and operated insurance companies in Europe and North America, from 1987 to 1999.

He obtained a B.A. in Economics from Queens College of the City University of New York, and an MBA from the University of Chicago, Graduate School of Business.

Rothman is active in numerous charities. Prior to Super Bowl XLIV in South Florida, Rothman and his wife Peggy, along with Redskins President Bruce Allen and his wife Kiersten, served on the host committee for an event honoring NFL all-time winningest coach Don Shula and benefiting the H. Lee Moffitt Cancer Center & Research Institute in Tampa. He is Chairman of the Board of H. Lee Moffitt Cancer Center & Research Institute, Inc., and a member of the Advisory Council for the University of Chicago Graduate School of Business.

Dwight C. Schar is Chairman of the Board of NVR, Inc., the fifth-largest homebuilder in the United States. The company is comprised of the building operations of Ryan Homes and NVHomes. Also under the NVR umbrella is NVR Financial, which is comprised of NVR Mortgage and NVR Settlement Services. The company is based in Reston, Va., and is traded on the New York Stock Exchange. Schar has been extremely active in the greater Washington community, involved in numerous business and educational groups. Previously, Schar served as a trustee of the Virginia Commonwealth University School of Engineering Foundation, was a member on the Virginia Business and Higher Education Council and was appointed to the President's Advisory Committee on the Arts for the Kennedy Center.

Schar has also served as National Finance Chair of the Republican National Committee. In addition, he was a member of the Board of Directors for the Pittsburgh Pirates, First American Banks, the Northern Virginia Building Industry Association, Bell Atlantic Company of Virginia, and the United Way of the Capital Area. Schar served on the Board for the Mercatus Center at George Mason University and has also been a trustee for the George Mason University Foundation, Ashland University and the Virginia Foundation of Independent Colleges. He has also been a council member of the Northern Virginia Roundtable, and the Governor's Regional Economic Development Council. Schar is a graduate of Ashland University.

Frederick W. Smith is chairman, president and chief executive officer of FedEx Corporation, a \$38-billion global transportation, business services and logistics company.

Smith is responsible for providing strategic direction for all FedEx Corporation operating companies, including FedEx Services, FedEx Express, FedEx Ground and FedEx Freight. FedEx serves more than 220 countries and territories with operations that include 677 aircraft and over 70,000 vehicles. More than 260,000 employees and independent contractors worldwide handle more than 7.5 million shipments each business day. Since founding FedEx in 1971, Smith has been an active proponent of regulatory reform, free trade and "open skies agreements" for aviation around the world.

FedEx has continued to strengthen its industry leadership over the past 35 years, and has been widely acknowledged for its commitment to total quality service. FedEx Express was the first service company to win the Malcolm Baldrige National Quality Award in 1990. In addition, FedEx has consistently been ranked on FORTUNE Magazine's industry lists, including "World's Most Admired Companies" (No. 4, 2006); "America's Most Admired Companies" (No. 2, 2006); No. 1 on the Delivery Industry list (2005); FedEx is in the "Hall of Fame" for claiming a spot on the "100 Best Companies to Work For" list since its inception (1998-2005) and is a FORTUNE Blue Ribbon Honoree for having appeared on five of the magazine's exclusive trademarked lists in 2005.

Smith has served on the boards of several large public companies and the St. Jude Children's Research Hospital and Mayo Foundation Boards. He is currently the chairman of Alcon Entertainment.

He was formerly chairman of the Board of Governors for the International Air Transport Association and the U.S. Air Transport Association. Smith is a member of the Business Roundtable, the Business Council and the CATO Institute. He served as chairman of the U.S.-China Business Council and is the current chairman of the French-American Business Council. Smith served as cochairman of the U.S. World War II Memorial Project and was named Chief Executive Magazine's 2004 "CEO of the Year."

Born in 1944 in Marks, Miss., Smith attended Yale University, where he earned a B.A. in 1966. Smith served as an officer in the U.S. Marine Corps from 1966-70.

BRUCE ALLEN

PRESIDENT

Bruce Allen has come full circle. More than 30 years have passed since Allen resided in the Washington, D.C., region and was a ball boy for his father, George Allen, the late Hall of Fame head coach who led the “Over the Hill Gang” Washington Redskins to an NFC Championship in 1972 and an appearance in Super Bowl VII.

Allen joined the Redskins as the team’s Executive Vice President/General Manager on December 17, 2009, after a decorated career spanning more than three decades as a general manager and executive with the Tampa Bay Buccaneers and the Oakland Raiders and a successful run in the USFL with the Chicago Blitz and the Arizona Wranglers.

“It’s exciting because of the history, the tradition, the comfort about coming home,” Allen said. “Everybody who knows me, knows that the principles of football in my mind are simple – it’s a team. It’s 53 men, the entire staff, everybody in the building going in the same direction for one common goal, and that’s to win.”

In May 2014, during an offseason in which Allen helped guide the franchise through a coaching transition and provided public leadership for the organization, the Redskins formally announced Allen as the team’s President. In January 2015, Allen hired Scot McCloughan to serve as the Redskins’ General Manager.

Allen played a key role in identifying Jay Gruden as the 29th head coach in franchise history, citing Gruden’s passion for the game and passion for the Washington Redskins upon his hire in January 2014.

“So what we found is the guy that – I really come back to one of the greatest quotes I know in sports or life that former Washington Redskins coach Marv Levy, who is in the Hall of Fame, who said, ‘Where would you rather be than right here, right now?’” Allen said.

Early in his Redskins tenure, Allen oversaw the construction of Washington’s 2012 NFC East championship squad. The division championship was Allen’s sixth since 2000, marking the third different franchise (Oakland, Tampa Bay and Washington) he had helped lead to a division crown in that timeframe. Since 2000, only Allen and Rich McKay have guided multiple franchises to division titles as General Manager.

Aside from his management of the Redskins football operations, Allen has led an initiative to extend the Redskins’ outreach to their former players. Since the summer of 2010, he has been the impetus behind numerous alumni gatherings, which started with a barbecue coinciding with the team’s mini-camp. The Redskins welcomed more than 100 former players, coaches and staff members to Redskins Park, where they watched practice, reminisced with each other and interacted with current players and members of the organization.

“This is a great day for the Washington Redskins,” Allen said. “It’s a special time to bring back not only the legends of the game but also some of the architects of the Washington Redskins that our fans have loved over the decades. You get to see that they are great people and it’s wonderful to have them here.

“We owe them a great debt of gratitude for their accomplishments for building this game. Not just the three Super Bowl trophies, but the way they have represented themselves in the burgundy and gold. I think they’re going to give great lessons for our current players to follow. We’re fortunate that we have such great alumni.”

Last fall, Allen and the Redskins welcomed back Redskins Alumni for the team’s annual Alumni Homecoming Weekend, which culminated with the team’s dramatic Week 7 win against the Tennessee Titans. Not including staff and coaches, players in attendance represented nearly 500 combined seasons of Redskins service, 77 combined Super Bowl appearances, 47 combined Super Bowl titles, 25 members of the 80 Greatest Redskins, 14 Redskins Ring of Famers and five Pro Football Hall of Famers. In addition, as announced by Allen at the Welcome Home Luncheon in August, the Redskins used the Alumni Homecoming celebration to induct Super Bowl XXVI MVP Mark Rypien as the 46th member of the team’s Ring of Fame.



In addition to his ongoing connection with Redskins Alumni, Allen is actively involved with the Redskins community outreach efforts. Allen has taken the time to personally connect with Redskins fans all over the world via one-on-one meetings, Redskins Rally events, fan forums, phone calls and e-mails to foster and strengthen the organization’s relationship with its fans.

In August of 2011, he assumed the role of President of the Board of the Washington Redskins Charitable Foundation. Even before taking over these duties, Allen participated in many of the Foundation’s signature events, including the Redskins Alumni Golf Classic, where he serves as Chairman, the Redskins Easter Egg Hunt, the Fields for Tomorrow field dedication, the Mickey Steele Memorial Golf Outing, and, the Leukemia & Lymphoma Golf tournament, among others. Allen has also lent his time to helping other Redskins greats’ philanthropic works, including Doug Williams’ Washington Football Legends for Charity and Joe Gibbs’ Youth For Tomorrow.

Allen and his wife, Kiersten, have a son, George, and a daughter, Mikayla. Kiersten serves on the Moffitt Cancer Foundation Board of Directors, where she and Bruce have worked to aid in the Foundation’s mission to contribute to the prevention and cure of cancer.

Allen was drafted by the Baltimore Colts as a 12th-round selection in 1978 out of the University of Richmond. He played for the Spiders from 1974-77, earning All-ECAC and All-South Independent honors in his junior season, when he ranked 16th in the nation and broke a school punting record with a 42.9-yard average. He earned his degree in business marketing.

Allen’s late father George, who was elected to the Pro Football Hall of Fame in 2002, was Head Coach of the Redskins from 1971-77. He amassed a 67-30-1 record and an appearance in Super Bowl VII in seven seasons in Washington. George never had a losing campaign in 12 seasons as an NFL head coach including his seven years at the helm of the Redskins.

Like his father, who developed the original Redskins Park, Bruce helped spearhead the effort for facility improvements to provide the Redskins a state-of-the-art team headquarters equipped with every necessary amenity and competitive advantage to support the football operation. Allen also played a key role in the team moving its annual training camp to Richmond, Va., beginning in 2013 at the world-class Bon Secours Washington Redskins Training Center. The brand new facility in Virginia’s capital city welcomed team-record crowds in excess of 160,000 people for each of its first two camps, and also helped directly impact nearly 15,000 children through youth programs in the Richmond community across the 2013-14 calendar years.

Bruce’s brother George served as Virginia governor and as a U.S. Senator from Virginia. He also has two other siblings, Greg, a psychologist specializing in family counseling and Founder of Freedom4U in Southern California, and Jennifer Allen Richard, an author and contributor to the NFL Network.

SCOT MCCLOUGHAN

GENERAL MANAGER

The Washington Redskins named Scot McCloughan as the team's General Manager on January 8, 2015. The highly regarded executive joined the Redskins in 2015 with more than 20 seasons of NFL experience as an executive or scout to his credit.

McCloughan ("Mc-LEW-ehn") assumed control of the Redskins after a career spent developing a sterling reputation for roster building. Entering the 2015 season, teams featuring McCloughan's acquisitions during his tenures with the San Francisco 49ers and Seattle Seahawks accounted for each of the last five NFC West titles and have represented the NFC in each of the last three Super Bowls.

McCloughan was named as the Seahawks' Senior Personnel Executive in 2010, a role that assisted the general manager in all aspects of building the roster. McCloughan departed to start his own business - Instinctive Scouting, LLC - prior to the 2014 NFL Draft.

McCloughan previously spent five seasons with the 49ers, serving as Vice President of Football Operations from 2005-07 and being named General Manager in 2008 before resigning following the 2009 season. While with the 49ers, McCloughan orchestrated successful drafts that included Pro Bowlers Dashon Goldson, Frank Gore, Vernon Davis, Joe Staley and Patrick Willis, helping establish the core of the roster that helped the 49ers to an NFC-best 36 wins and three consecutive NFC Championship berths across the 2011-13 seasons.

Prior to his time with the 49ers, McCloughan spent five seasons as the Seahawks' Director of College Scouting from 2000-04. His efforts helped the Seahawks win the NFC Championship in 2005 and earn a berth in Super Bowl XL in Detroit.

As of the conclusion of the 2014 season, draft picks selected during McCloughan's tenures in various roles with the 49ers and Seahawks, including guard Steve Hutchinson and linebacker Patrick Willis, have accounted for 38 Pro Bowl selections and 14 first-team All-Pro honors. McCloughan also contributed to the 2011-13 drafts as the Seahawks' Senior Personnel Executive, drafts that included two-time All-Pro cornerback Richard Sherman and three-time Pro Bowl quarterback Russell Wilson.

McCloughan worked in the Green Bay Packers' scouting department as a general scout from 1994-99, learning under Pro Football Hall of Fame General Manager Ron Wolf. During his tenure in Green Bay, he was part of two Packers' Super Bowl teams, including the 1996 Super Bowl XXXI championship squad.

McCloughan comes from a football pedigree. His father, Kent, was selected by the Redskins in the third round of the 1965 NFL Draft as part of a Washington draft class that included franchise legends Chris Hanburger and Jerry Smith. Kent went on to play six seasons with the Oakland Raiders (1965-70), earning Pro Bowl selections and first-team All Pro honors following both the 1966 and 1967 seasons. After his playing career, he was a member of the Raiders' scouting staff for more than 30 years.

Scot's brother, David, played 48 career NFL games with three starts as a safety for the Indianapolis Colts, Green Bay Packers and Seattle Seahawks from 1991-94. He is currently a scout with the Raiders.

Before entering the NFL, McCloughan played minor league baseball for three years in the Toronto Blue Jays organization, including spending part of two seasons with the Hagerstown Suns. He had a successful collegiate career at Wichita State, where he contributed in two collegiate World Series as a designated hitter and third baseman.

McCLOUGHAN FOOTBALL HISTORY

1994-99	Scout	Green Bay Packers
2000-04	Director of College Scouting	Seattle Seahawks
2005-07	VP of Player Personnel	San Francisco 49ers
2008-09	General Manager	San Francisco 49ers
2010-13	Senior Personnel Executive	Seattle Seahawks
2014	Founder	Instinctive Scouting, LLC
2015-Present	General Manager	Washington Redskins



Scot McCloughan was introduced as General Manager of the Washington Redskins at a press conference at Redskins Park on January 9, 2015. "The resources are there... Just seeing all the tradition, seeing the World Championships, seeing the Hall of Fame football players and seeing the stadium sold out and just rabid fans, it all fell into place for me right now," McCloughan said. "I'm very excited to be here. I feel lucky to be here."

PRO BOWL PEDIGREE

In McCloughan's various roles with the San Francisco 49ers and Seattle Seahawks across the 2000-13 drafts, players selected under his watch have accounted for 38 Pro Bowl selections and 14 first-team All-Pro honors. Fifteen players in total from that category have earned such honors during their NFL careers.


Draft	Rd (Pick)	Player	Pro Bowls	All-Pro
2000	1 (19)	RB Shaun Alexander	3	1
2001	1 (17)	G Steve Hutchinson	7	5
2001	1 (9)	WR Koren Robinson	1	0
2001	5 (140)	WR Alex Bannister	1	0
2003	1 (11)	DB Marcus Trufant	1	0
2003	2 (42)	DB Ken Hamlin	1	0
2005	1 (1)	QB Alex Smith	1	0
2005	3 (65)	RB Frank Gore	5	0
2006	1 (6)	TE Vernon Davis	2	0
2006	4 (100)	FB Michael Robinson	1	0
2007	1 (11)	LB Patrick Willis	7	5
2007	1 (28)	T Joe Staley	3	0
2007	4 (126)	DB Dashon Goldson	2	1
2011	5 (154)	DB Richard Sherman	1	2
2012	3 (75)	QB Russell Wilson	3	0
TOTAL			38	14



STAFF BIOS



2015



STAFF BIOS



JAY GRUDEN

HEAD COACH

12TH NFL SEASON // 2ND WITH REDSKINS

Jay Gruden is entering his second season with the Washington Redskins in 2015 after being named the 29th head coach in franchise history on January 9, 2014.

Previously a decorated quarterback in the college and Arena Football League ranks and a successful NFL assistant, Gruden assumed control of the Redskins in 2014 and guided the team through a campaign in which three different quarterbacks (Robert Griffin III, Kirk Cousins and Colt McCoy) recorded victories as starters. He installed an offensive system that helped the Redskins to team records in completions (364) and completion percentage (66.5) and helped produce two Pro Bowlers in his first season, earning repeat berths for tackle Trent Williams and running back Alfred Morris.

Excluding interim coaches, Gruden, 46 at the time of his hiring, became the team's youngest head coaching hire since hiring eventual Pro Football Hall of Famer Joe Gibbs at 40 years of age in 1981. He became the first Redskins coach hired directly from an offensive coordinator role on another team since Norv Turner in 1994.

Before joining the Redskins, Gruden spent his previous three seasons as offensive coordinator for the Cincinnati Bengals. In his tenure in Cincinnati, the Bengals averaged 10 wins a season, making three consecutive playoff appearances and earning an AFC North championship in 2013. Members of the Bengals' offense accounted for seven Pro Bowl selections in his three seasons in Cincinnati.

Gruden was tasked with the development of quarterback Andy Dalton, a 2011 second-round pick. In three seasons together, Gruden helped Dalton to a 30-18 regular season record as a starter (.625), as Dalton's 30 wins in that time frame ranked tied for fifth-most among NFL quarterbacks. Dalton's 80 passing touchdowns rank third-most in NFL history for a quarterback in his first three seasons, trailing only Dan Marino (98) and Peyton Manning (85).

Prior to joining the Bengals, Gruden served two years with the Florida Tuskers of the United Football League from 2009-10. In 2009, Gruden served as offensive coordinator as the Tuskers compiled a 6-0 regular season record and earned a UFL championship game berth. In 2010, he assumed the roles of head coach and general manager and led the Tuskers to their second consecutive championship game appearance.

Gruden coached for seven seasons (2002-08) with the Tampa Bay Buccaneers, earning a Super Bowl championship ring as an offensive assistant in 2002. There he worked under his brother, Jon, then the Bucs' head coach, and current Redskins President Bruce Allen, the Bucs' general manager from 2004-08. Gruden helped guide the Buccaneers to the team's first league championship, a 48-21 victory in Super Bowl XXXVII.

Gruden also ranks among the most outstanding players and coaches in the history of the Arena Football League, having won six combined league championships – four as a quarterback and two as a head coach. Gruden played quarterback (2002-03) and served as head coach (2004-08) of the AFL's Orlando Predators, all while simultaneously working as an offensive assistant with the Buccaneers. In all, Gruden served as head coach of the Predators for nine seasons (1998-2001 and 2004-08), leading the Predators to four championship game appearances and two league titles as a coach. During a two-year hiatus from coaching the Predators in 2002-03, he returned to the playing field as Orlando's quarterback, leading the Predators to playoff appearances in both seasons.

In his eight seasons as a player in the AFL, Gruden completed 1,673-of-2,775 passes (60.3 percent) for 21,578 yards with 398 touchdowns and

99 interceptions. In addition to his time with Orlando, he spent six seasons (1991-96) at quarterback for the Tampa Bay Storm, winning four AFL titles and being named MVP of ArenaBowl VII in 1993. He was also named the 1992 AFL Most Valuable Player and was honored with induction into the AFL Hall of Fame in 1999.

Gruden played quarterback for four seasons for former Redskins draft pick Howard Schnellenberger at the University of Louisville (1985-88) and was a two-time team MVP.

Gruden was born March 4, 1967 in Tiffin, Ohio. He and his wife, Sheri, have three sons — J.J., Joey and Jack.

GRUDEN FOOTBALL HISTORY

1985-88	Quarterback	University of Louisville
1989	Student Assistant	University of Louisville
1990	Quarterback	Barcelona Dragons (WLAF)
1990	Quarterback	Sacramento Surge (WLAF)
1990-91	Graduate Assistant	University of Louisville
1991-96	Quarterback	Tampa Bay Storm (AFL)
1997	Offensive Coordinator	Nashville Kats (AFL)
1998-2001	Head Coach	Orlando Predators (AFL)
2002-08*	Offensive Assistant	Tampa Bay Buccaneers
2002-03*	Quarterback	Orlando Predators
2004-08*	Head Coach	Orlando Predators
2009	Offensive Coordinator	Florida Tuskers (UFL)
2010	Head Coach	Florida Tuskers
2011-13	Offensive Coordinator	Cincinnati Bengals
2014-Present	Head Coach	Washington Redskins

*Held jobs concurrently



THE GRUDEN FILE

GRUDEN BY THE NUMBERS

	21,578
Career passing yards in the AFL	
	4,778
Career postseason passing yards in the AFL, third-most all-time	
	4,136
Passing yards by Gruden's 2013 Bengals, a team record	
	1999
Year of induction into the AFL Hall of Fame	
	398
Career AFL passing touchdowns	
	84.0
Percentage of goal-to-go drives culminating in TDs for the 2013 Bengals, tops in the NFL	
	80
Andy Dalton passing TDs under Gruden, third-most in an NFL player's first three years	
	66.5
2014 Redskins' completion percentage in Gruden's first season, a team record	
	13
Combined years as a quarterback in the NCAA, WLAF and AFL	
	10
NFL seasons coaching with the Buccaneers (2002-08) and Bengals (2011-13)	
	6
Arena Bowl championships (four as a player, two as a coach)	
	5
NFL teams, including Gruden's Bengals, to make three playoff appearances from 2011-13	
	4
Ranking by the AFL on its 2012 list of the league's 25 Greatest Players	

REDSKINS COACHING HISTORY

The Washington Redskins have had 28 different head coaches preside over 29 head coaching tenures in team history.

1.	Lud Wray	1932
2.	Lone Star Dietz	1933-34
3.	Eddie Casey	1935
4.	Ray Flaherty	1936-42
5.	Arthur "Dutch" Bergman	1943
6.	Dudley DeGroot	1944-45
7.	A.G. "Turk" Edwards	1946-48
8.	John Whelchel	1949
9.	Herman Ball	1949-51
10.	Dick Todd	1951 (Interim)
11.	Earl "Curly" Lambeau	1952-53
12.	Joe Kuharich	1954-58
13.	Mike Nixon	1959-60
14.	Bill McPeak	1961-65
15.	Otto Graham	1966-68
16.	Vince Lombardi	1969
17.	Bill Austin	1970
18.	George Allen	1971-77
19.	Jack Pardee	1978-80
20.	Joe Gibbs**	1981-92
21.	Richie Petitbon	1993
22.	Norv Turner	1994-2000
23.	Terry Robiskie	2000 (Interim)
24.	Marty Schottenheimer	2001
25.	Steve Spurrier	2002-03
26.	Joe Gibbs**	2004-07
27.	Jim Zorn	2008-09
28.	Mike Shanahan	2010-13
29.	Jay Gruden	2014-Present

Pro Football Hall of Famers **bolded and italicized**.

** Considered both the 20th and 26th head coach in franchise history

AFL HALL OF FAMER - CAREER STATS

Year	Team	PASSING							RUSHING		
		Comp	Att	Pct	Yds	Rating	TD	Int	Att	Yds	TD
1991	Tampa Bay Storm	127	199	63.8	1504	96.4	26	11	17	55	2
1992	Tampa Bay Storm	188	305	61.6	2568	107.6	50	15	13	37	0
1993	Tampa Bay Storm	187	312	59.9	2526	99.9	41	14	15	15	1
1994	Tampa Bay Storm	206	368	56.0	2622	98.1	49	12	9	32	2
1995	Tampa Bay Storm	198	352	56.3	2787	100.2	45	11	20	7	0
1996	Tampa Bay Storm	274	443	61.9	3616	114.0	70	14	8	-14	0
2002	Orlando Predators	310	501	61.9	3621	101.1	68	20	7	-4	0
2003	Orlando Predators	183	295	62.0	2334	123.5	49	2	3	2	0
TOTAL		1673	2775	60.3	21578	105.7	398	99	92	130	5


HONORS: Most Valuable Player (1992), First-Team All-Arena (1992), All-Star Game (1993), First-Team All-Arena (1995), 10th Anniversary Team (1996), AFL Hall of Fame Inductee (1999), All-ArenaBowl Team (1999), Second-Team 15th Anniversary Team (2001), 20 Greatest Players - No. 4 (2006), 25 Greatest Players - No. 4 (2012)

ARENABOWL APPEARANCES: ArenaBowl V Champion (Quarterback, Tampa Bay Storm, 1991), ArenaBowl VII Champion* (Quarterback, Tampa Bay Storm, 1993), ArenaBowl IX Champion (Quarterback, Tampa Bay Storm, 1995), ArenaBowl X Champion (Quarterback, Tampa Bay Storm, 1996), ArenaBowl XII Champion (Head Coach, Orlando Predators, 1998), ArenaBowl XIII Runner-up (Head Coach, Orlando Predators, 1999), ArenaBowl XIV Champion (Head Coach, Orlando Predators, 2000), ArenaBowl XX Runner-up (Head Coach, Orlando Predators, 2006)

* Named ArenaBowl VII Most Valuable Player

AFL COACHING RECORD: 93-61 (.604)

STAFF BIOS



JOE BARRY

DEFENSIVE COORDINATOR

14TH NFL SEASON // 1ST WITH REDSKINS

Joe Barry was named the Redskins' defensive coordinator on January 20, 2015.

Barry is entering his 14th NFL season, including his third as a defensive coordinator. Entering the 2015 season, his record including having been a member of a defensive staff that has finished in the Top 10 in total defense five times, including No. 1 overall units in 2002 and 2005. Under Barry, Tampa Bay Buccaneers Hall of Fame linebacker Derrick Brooks was named the 2002 NFL Defensive Player of the Year.

Barry most recently served as linebackers coach for the San Diego Chargers from 2012-14. Prior to his tenure in San Diego, he was the linebackers coach for Southern California from 2010-11. Barry helped mold linebacker Malcolm Smith into a 2011 draft selection who eventually went on to become the MVP of Super Bowl XLVIII.

Barry returned to Tampa Bay for his second stint with the team in 2009, again serving as the team's linebackers coach. During his first tenure with Tampa Bay from 2001-06 the defense allowed the least passing yards per game (177.2), the second-lowest yards per game (285.7) and the second-fewest points per game (17.4). In addition, Buccaneers linebackers were named to the Pro Bowl seven times in his first six seasons.

In 2002, Barry helped lead the Buccaneers to their first championship in franchise history with a 48-21 win against the Raiders in Super Bowl XXXVII. The title game featured the Buccaneers' top-ranked defense (252.8 yards per game) against the Raiders' top-ranked offense (389.8), but the Bucs' defense limited Oakland to 269 yards. Tampa Bay forced five interceptions, three of which were returned for touchdowns, including a game-sealing 44-yard interception return for touchdown by Brooks in the fourth quarter.

Barry served as the defensive coordinator for the Detroit Lions from 2007-08, where he led units that ranked tied for third in the NFL in take-aways (37) in 2007 and 10th in sacks per pass play in 2008. His NFL coaching career began in San Francisco in 2000, serving as a defensive quality control coach.

Barry began his prep career at Ames (Iowa) H.S. before finishing at Fairview H.S. in Boulder, Colo. Barry played linebacker at Michigan from 1989-90 before transferring to USC in 1991, earning varsity letters in the 1992 and '93 seasons. He began his coaching career for the Trojans in 1995. In 1996, he joined the Northern Arizona staff, coaching linebackers and defensive ends for three seasons. Barry was then hired to coach linebackers at Nevada-Las Vegas in 1999.

Barry and his wife, Chris, have two daughters, Camryn and Lauren, and twin sons, Nick and Sam.

BARRY FOOTBALL HISTORY

1989-90	Linebacker	Michigan
1991-93	Linebacker	Southern California
1995	Graduate Asst./Defensive Line	Southern California
1996-98	Linebackers/Defensive Ends Coach	Northern Arizona
1999	Linebackers Coach	Nevada-Las Vegas
2000	Defensive Quality Control	San Francisco 49ers
2001-06	Linebackers Coach	Tampa Bay Buccaneers
2007-08	Defensive Coordinator	Detroit Lions
2009	Linebackers Coach	Tampa Bay Buccaneers
2010-11	Linebackers Coach	Southern California
2012-14	Linebackers Coach	San Diego Chargers
2015-Present	Defensive Coordinator	Washington Redskins



BEN KOTWICA

SPECIAL TEAMS COORDINATOR

9TH NFL SEASON // 2ND WITH REDSKINS

Ben Kotwica was named as the Redskins' special teams coordinator on January 15, 2014.

Kotwica is entering his ninth NFL season and his second with the Redskins in 2015 after spending the first seven years of his NFL career in various coaching capacities with the New York Jets. Before assuming the role of coordinator for the Jets in 2013, Kotwica assisted with the Jets' special teams in multiple roles across the 2007-12 seasons.

In his first season in Washington in 2014, Kotwica's tutelage and eye for talent helped first-year punter Tress Way (47.5 yards per punt) become the first member of the Redskins to lead the NFL in punting for a season since Sam Baker in 1958. Way's average ranked fourth in team history, a feat he accomplished in a season in which he was given 10 days to earn the punting job after being claimed off waivers late in the preseason. Kotwica also helped kicker Kai Forbath successfully convert 24-of-27 field goals (88.9 percent) in 2014, the third-highest percentage in a single season in franchise history.

Prior to Kotwica's arrival in Washington, the Jets accounted for 10 combined kick and punt return touchdowns during his time as an assistant in New York, tied for most in the AFC and tied for second-most in the NFL. The Jets averaged a league-best 24.6 yards per kick return in those six seasons and had a kick returner finish in the Top 5 in the NFL in kick return four times (Joe McKnight, 2012; Joe McKnight, 2011; Brad Smith, 2010; and Leon Washington, 2007). Kotwica helped Leon Washington earn his first career Pro Bowl berth as a kick returner following the 2008 season.

In addition to his football career, Kotwica's background includes his time as a decorated officer who spent eight years in the United States Army after graduating from the United States Military Academy at West Point. His military career included operations in Bosnia-Herzegovina, Korea and Iraq.

Kotwica was commissioned as a 2nd Lieutenant in the Aviation Branch of the Army and was selected to fly the AH-64 Apache Longbow, the world's best attack helicopter. He was an Attack Helicopter Platoon Leader in support of the 82nd Airborne Division from 1998-2001, where he was responsible for the health and welfare of 20 soldiers.

In 2000, Kotwica deployed to Bosnia-Herzegovina for eight months before returning to the states to attend the Aviation Captain Career course. He completed the course in the top 10 percent of his class. Two years later, he returned overseas to Camp Page, Korea where he served as a Military Intelligence Officer for six months. In early 2003, he was selected to serve as the Battalion Executive Officer for a unit comprised of more than 300 soldiers, 24 attack helicopters and more than \$400 million worth of equipment.

In January 2004, he briefly returned to Fort Hood, Texas to serve as the Training Officer for the 1st Cavalry Division. Two months later, he deployed in support of Operation Iraqi Freedom II, serving as a Combat Attack Helicopter Commander and flying more than 1,000 combat hours in support of five maneuver Brigades within the 1st Cavalry Division. His missions included convoy security operations; VIP escorts for former President George W. Bush, former Secretary of Defense Donald Rumsfeld and former Secretary of State Condoleezza Rice; and search and destroy missions to suppress insurgent activities.

During his service, Kotwica was awarded with the Army Achievement Medal, the Army Commendation Medal, the Meritorious Service Medal and the Bronze Star.


Kotwica played at Army from 1993-96 and was a three-year starter at linebacker. He was the captain of the only 10-win team in Army history, leading the Black Knights to a 10-2 record and the program's most recent Commander-in-Chief's Trophy in 1996.

STAFF BIOS

Kotwica and his wife, Christina, have four children: daughters, Analyssa and Arianna, and sons, Christian and Brayden.

KOTWICA FOOTBALL HISTORY

1993-96	Linebacker	United States Military Academy
2005-06	Defensive Coordinator	USMA Prep School
2007-08	Quality Control – Defense/Special Teams	New York Jets
2009-12	Assistant Special Teams Coach	New York Jets
2013	Special Teams Coordinator	New York Jets
2014-Present	Special Teams Coordinator	Washington Redskins



SEAN MCVAY

OFFENSIVE COORDINATOR

7TH NFL SEASON // 6TH WITH REDSKINS

Sean McVay was named the Redskins' offensive coordinator on January 15, 2014. McVay enters the 2015 season in his second season as the team's offensive coordinator after spending three seasons as the team's tight ends coach (2011-13) and one as an offensive assistant (2010).

In his first season as Offensive Coordinator in 2014, McVay helped the offense to a top 10 league ranking in yards per play (5.7) despite starting three different quarterbacks. His work with the three passers was instrumental in setting a team record for completion percentage (66.5 percent) and helped facilitate the explosive debut season of wide receiver DeSean Jackson, who averaged a league-best 20.9 yards per reception and became only the fourth player in team history to lead the NFL in that category.

In 2013, McVay played a crucial role in the development of rookie tight end Jordan Reed, who compiled 45 receptions for 499 yards – both Redskins' single-season rookie tight end records – despite Reed playing in only nine games. Under McVay's tutelage, Reed joined Chris Cooley (2004) as the only Redskins tight ends named to the PFWA All-Rookie Team. In addition, McVay helped tight end Logan Paulsen from an undrafted free agent into a 30-game starter from 2010-13, with Paulsen increasing his reception totals each season.

During Washington's NFC East championship season in 2012, McVay's unit produced despite losing starting tight end Fred Davis to a torn Achilles tendon in Week 7. Davis had led the team in both receptions (24) and receiving yards (325) through seven games before being placed on the Reserve/Injured list. McVay guided a unit that provided reliable receiving options on top of contributing significantly as blockers to the Redskins' league-leading 2,709 rushing yards.

In 2011, McVay played an integral role in Davis' emergence, as the then-fourth-year tight end surpassed his previous career highs despite playing in only 12 games. Davis caught 59 passes for 796 yards, the second-highest total on the team in both categories. Before missing the final four games of the season, Davis was on pace to set a franchise record in receiving yards by a tight end and was on pace to post the first 1,000-yard receiving season by a tight end in Redskins history.

McVay served as an offensive assistant to the Redskins in 2010, in addition to working with the tight ends during the final four weeks of the season following coach Jon Embree's departure. The Redskins offense ranked eighth in the NFL in passing yards per game (244.6) and tight end Chris Cooley ranked second among NFL tight ends in receptions (77) and third in receiving yards (849). The offensive unit also set a franchise record for completions in a season (349), and registered a touchdown pass in 15 consecutive games for the first time in team history. The Redskins' offense led the NFL with nine completions of at least 50 yards, including one in four consecutive games for the first time since 1987.

McVay joined the Redskins prior to the 2010 season after an undefeat-


ed regular season with the Florida Tuskers of the United Football League (UFL). The Tuskers finished a perfect 6-0 before losing in the UFL's inaugural championship game. McVay served as the Tuskers tight ends coach in addition to working closely with the team's running backs. McVay originally entered the National Football League as an offensive assistant with the Tampa Bay Buccaneers in 2008.

During his time in Tampa Bay, McVay worked closely with wide receiver Antonio Bryant, who recorded career highs in receptions (83), receiving yards (1,248), and touchdowns (seven), en route to winning The Sporting News Comeback Player of the Year Award.

McVay graduated from Miami University (Ohio) where he played wide receiver from 2004-07, earning Miami's Scholar-Athlete Award in 2007. His grandfather, John, served in various roles – including vice president/director of football operations from 1983-94 – for the San Francisco 49ers from 1979-95, overseeing five Super Bowl championship squads and earning induction into the 49ers Hall of Fame in 2013.

MCVAY FOOTBALL HISTORY

2004-07	Wide Receiver	Miami University
2008	Coaching Assistant	Tampa Bay Buccaneers
2009	Tight Ends Coach	Florida Tuskers (UFL)
2010	Offensive Assistant	Washington Redskins
2011-13	Tight Ends Coach	Washington Redskins
2014-Present	Offensive Coordinator	Washington Redskins



ROBB AKEY

DEFENSIVE LINE

2ND NFL SEASON // 1ST WITH REDSKINS

Robb Akey was named as the Redskins' defensive line coach on February 2, 2015.

Akey joined the Redskins with 26 years of coaching experience, including serving as the assistant defensive line coach for the Minnesota Vikings in 2014. Akey assisted with a defensive line that featured three new starters (defensive end Everson Griffen and defensive tackles Sharrif Floyd and Linval Joseph), helping Griffen post 12.0 sacks and rank second in the NFC and fourth in the NFL among defensive ends in that category. Under Akey's tutelage, Griffen was named NFC Defensive Player of the Month for October after posting an NFC-best six sacks in a four-game span.

Prior to entering the NFL with the Vikings, Akey was the Head Coach at the University of Idaho from 2007-12, leading the Vandals to their second bowl game in school history in 2009. That season, Akey led the second biggest turnaround in college football that year, improving the Vandals to 8-5 from 2-10 a year earlier. Akey's six-year stay at Idaho is tied for the third-longest tenure in Idaho history. In July 2009, Akey traveled overseas to show support for military installations in the Middle East with 4 other NCAA head football coaches.

Before his time at Idaho, Akey spent the previous eight seasons at Washington State, where he mentored the defensive line from 1999-2002 and served as Defensive Coordinator from 2003-06. While coaching the Cougars, Akey led defensive tackle Rien Long to 1st-Team All-America honors as well as the Outland Trophy, given annually to the nation's top interior lineman, in 2002. That season, Akey helped the Washington State defense set a school record for sacks with 55.

As the Cougars' Defensive Coordinator, Akey led one of the best defenses in school history. In 2003, Washington State led the nation in takeaways with 48 in addition to finishing fifth in pass efficiency defense and sixth in rush defense. While at Washington State, Akey helped the Cougars finish

STAFF BIOS

with three consecutive 10-win seasons and top-10 finishes from 2001-03, including winning the 2002 PAC-10 Championship and earning a trip to the 2003 Rose Bowl.

Akey spent 4 seasons (1995-98) at Northern Arizona, starting as Special Teams Coordinator and Linebacker Coach before being promoted to Defensive Coordinator in 1996.

Akey received his first coaching job in 1988 at his alma mater, Weber State. He started as an assistant defensive line coach for one season before being promoted to defensive line coach. Akey coached at Weber State from 1988-94, spending time as the defensive line coach, special teams coordinator and recruiting coordinator. From 1984-87, Akey appeared at tight end, outside lineabcker and defensive end during his four-year playing career at Weber State. Akey finished his career as the Wildcat leader in sacks and was named first-team All-Big Sky as a senior in 1987 in addition to receiving honorable mention All-American honors.

A native of Colorado Springs, Colo., Akey is a 1984 graduate of Wasson H.S. Akey and wife, Molly, have two sons, Jack and Daniel.

AKEY FOOTBALL HISTORY

1984-87	Tight End/Linebacker/Defensive End	Weber State
1988	Assistant Defensive Line Coach	Weber State
1989-94	Special Teams/Defensive Line Coach	Weber State
1995	Special Teams/Linebackers Coach	Northern Arizona
1996-98	Defensive Coordinator	Northern Arizona
1999-2002	Defensive Line Coach	Washington State
2003-06	Defensive Coordinator	Washington State
2007-12	Head Coach	Idaho
2014	Assistant Defensive Line Coach	Minnesota Vikings
2015-Present	Defensive Line Coach	Washington Redskins



BRADFORD BANTA

ASSISTANT SPECIAL TEAMS

19TH NFL SEASON // 2ND WITH REDSKINS

Bradford Banta was named the Redskins' assistant special teams coach on February 4, 2014. He is entering his second season with the team in 2015.

Prior to joining the Redskins, Banta spent six seasons with the Detroit Lions in various coaching capacities. From 2012-13, Banta served as the Lions' assistant linebackers coach. Under his guidance in 2012, the Lions linebacker corps of Stephen Tulloch, Justin Durant and DeAndre Levy led the Lions in total tackles, finishing with 112, 103 and 81, respectively. In 2013, he contributed to a breakout season for Levy, who led all NFL linebackers with six interceptions.

Banta served as the Lions' assistant special teams coach for four seasons from 2008-11. Banta helped John Wendling tie for first in the NFL in special teams tackles over the 2010-12 seasons (51). Under Banta in 2011, kicker Jason Hanson finished with 126 points, the fourth-best single-season total in Lions history, and Hanson's five 50-yard field goals made him the first player in NFL history to kick 50 50-yard field goals in his career.

In 2010, the Lions' kick return unit was the third-most improved unit in the NFL in kickoff return average with 3.5 more yards per return than in 2009. Detroit also had the NFL's 10th-most significant improvement in punt return average in 2010 (8.8 avg. in 2009, 12.1 avg. in 2010). Detroit had the fourth-most improved kickoff coverage unit, allowing an average of 2.7 less yards per each kick return in 2010.

Before joining the Lions as a coach in 2008, Banta spent the 2007 season as a tight ends coach for the University of Tennessee-Chattanooga.

After being drafted by the Indianapolis Colts in the fourth round of the 1994 NFL Draft, Banta spent six seasons with the Colts and established himself as one of the league's best long snappers. He joined the New York Jets for the 2000 season before playing three seasons with the Detroit Lions from 2001-03. He finished his 11-year playing career with Buffalo in 2004.

Upon his retirement from the NFL, Banta worked with George Wright Construction, as a supervisor, for a year and in Chase's Home Financial Division for nearly two years in Chattanooga, Tenn.

Banta was a two-year starter at tight end at the University of Southern California (1989-93) as well as a four-time letter-winner. He earned Honorable Mention All-Pac 10 Conference honors as a junior and senior and received his bachelor's degree in communications with a minor in sociology in 1993.

A native of Baton Rouge, La., Banta was a Parade All-American as a senior at University High School and helped them to the state championship (1988) while playing tight end and linebacker. He and his wife, Amy, have three children.

BANTA FOOTBALL HISTORY

1989-93	Tight End	Southern California
1994-99	Tight End/Long Snapper	Indianapolis Colts
2000	Tight End/Long Snapper	New York Jets
2001-03	Tight End/Long Snapper	Detroit Lions
2004	Tight End/Long Snapper	Buffalo Bills
2007	Tight Ends Coach	University of Tennessee-Chattanooga
2008-11	Assistant Special Teams Coach	Detroit Lions
2012-13	Assistant Linebackers Coach	Detroit Lions
2014-Present	Assistant Special Teams Coach	Washington Redskins



MALCOLM BLACKEN

DIRECTOR OF
PLAYER DEVELOPMENT

18TH NFL SEASON // 9TH WITH REDSKINS

Malcolm Blacken enters his third season as the Redskins' Director of Player Development in 2015 after being named to the position on March 13, 2013.

Blacken's hiring served to start his third stint with Washington, having previously served as a strength and conditioning coach for the Redskins on two previous occasions (1996-2000 and 2010). In his last season in Washington in 2010, Blacken was responsible for assisting with all aspects of the Redskins' strength and conditioning program.

From 2011-12, Blacken served as the Director of Speed, Strength & Conditioning for the University of Colorado. He worked directly with the football program on a day-to-day basis while overseeing the speed, strength and conditioning needs of all 16 of Colorado's varsity programs.

In between his first two stops in Washington, Blacken spent nine years as Detroit Lions' strength and conditioning coach from 2001-09. Blacken was an assistant strength coach for the University of Virginia's football program in 1995 and worked with all other sports in the Cavaliers' athletic department as well. For three years (1992-94), Blacken served as the head strength and conditioning coach for George Mason University, where he oversaw the program for all of the university's varsity sports.

Blacken began his coaching career at the University of South Carolina in 1990-91 as the football program's assistant strength and conditioning coach.

Blacken graduated from Virginia Tech in 1989 with bachelor's degrees in art and physical education. He was a Hokies running back from 1984-88

STAFF BIOS

and was a four-time letter winner. While at Virginia Tech, Blacken was a two-time winner of the Super Iron Hokie Award (1987-88), which is given yearly to the football program's strongest player at each position.

Off the field, Blacken is an accomplished artist whose paintings have been displayed across the country. Recently, he participated in the 2014 NFLPA Smocks & Jocks Jazz Brunch and Art Auction during Super Bowl Week in New York City. More about Blacken's art can be accessed by visiting ArtByMalcolm.com.



BILL CALLAHAN

OFFENSIVE LINE

17TH NFL SEASON // 1ST WITH REDSKINS

The Washington Redskins named Bill Callahan as the team's offensive line coach on January 15, 2015.

Callahan is entering his 17th NFL season in 2015 as part of a career that includes head coaching stints at both the pro and collegiate levels as well as the 2002 AFC Championship with the Oakland Raiders.

Entering 2015, Callahan has been a member of an offensive staff that has finished in the Top 5 in the NFL in rushing or passing 10 times, including a No. 1 overall finish in rushing twice (2000, 2009) and passing once (2002). Callahan has had 10 offensive linemen combine for 22 Pro Bowl selections during his career.

Prior to joining the Redskins, Callahan most recently served as offensive coordinator/offensive line coach for the Dallas Cowboys from 2012-14 and helped guide the franchise to its first NFC East title since 2009 in his final season. In 2014, the Cowboys finished second in the NFL in rushing (147.1) with running back DeMarco Murray leading the league in rushing and setting a Dallas franchise record with 1,845 yards. Callahan had two offensive linemen named to The Associated Press' 2014 All-Pro team (tackle Tyron Smith and guard Zack Martin) and had another (center Travis Frederick) selected with Smith and Martin to the Pro Bowl.

Callahan, 58 at the time of his hiring, served as assistant head coach/offensive line coach of the New York Jets from 2008-11. During his tenure with the Jets, the offense ranked second in the NFL in rushing yards per game (137.9) and appeared in two consecutive AFC Championship games (2009-10). In his four seasons, Callahan coached three offensive linemen to nine Pro Bowl appearances (Nick Mangold, 4; D'Brickshaw Ferguson, 3; and Alan Faneca, 2) and helped Mangold earn AP All-Pro honors in the 2009-10 seasons.

Prior to his time in New York, Callahan served as head coach at the University of Nebraska from 2004-07, leading the Cornhuskers to a Big 12 Conference Championship Game appearance in 2006 and two bowl invitations in his four seasons.

Callahan spent six seasons with the Oakland Raiders from 1998-2003, serving as offensive coordinator for four years before becoming the 13th head coach in Raiders history from 2001-02. In 2002, Oakland's offense set a team record for total offense with an NFL-best 6,237 yards and led the NFL in passing yards (4,689) en route to an appearance in Super Bowl XXXVII. He became the fourth rookie head coach in NFL history to earn a Super Bowl berth.

Before joining the Raiders, Callahan coached the offensive line for the Philadelphia Eagles from 1995-97. His unit helped the Eagles rank second in the NFC in passing, fifth in rushing and third in total offense in 1997. Prior to joining the Eagles, Callahan accrued 15 seasons of coaching experience in various capacities at Illinois (1980-86), Northern Arizona (1987-88), Southern Illinois (1989) and Wisconsin (1990-94).

Callahan started at quarterback for three seasons (1975-77) at Illinois Benedictine (lisle, Ill.) where he earned honorable-mention all-America honors in 1976 and 1977 and graduated with a BA in Physical Education in 1978. In 2004, he was inducted into the Benedictine University Athletics

Hall of Fame.

Callahan was born in Chicago, where he attended Mendel Catholic H.S. He and his wife, Valerie, have four children: daughters Cathryn and Jaelyn, and sons Brian and Daniel.

CALLAHAN FOOTBALL HISTORY

1975-77	Quarterback	Benedictine (Ill.)
1978	Assistant Coach	Oak Lawn H.S. (Ill.)
1979	Assistant Coach	De La Salle H.S. (Ill.)
1980-81	Associate Coach	Illinois
1982-83	Special Teams/Tight Ends Coach	Illinois
1984-85	Offensive Line Coach	Illinois
1986	Quarterbacks Coach	Illinois
1987-88	Offensive Line Coach	Northern Arizona
1989	Offensive Coordinator	Southern Illinois
1990-94	Offensive Line Coach	Wisconsin
1995-97	Offensive Line Coach	Philadelphia Eagles
1998	Offensive Coordinator/Tight Ends Coach	Oakland Raiders
1999-2001	Offensive Coordinator/Off. Line Coach	Oakland Raiders
2002-03	Head Coach	Oakland Raiders
2004-07	Head Coach	Nebraska
2008-11	Assistant Head Coach/Off. Line Coach	New York Jets
2012-14	Offensive Coordinator/Off. Line Coach	Dallas Cowboys
2015-Present	Offensive Line Coach	Washington Redskins



MATT CAVANAUGH

QUARTERBACKS

32ND NFL SEASON // 1ST WITH REDSKINS

Matt Cavanaugh was named as the Redskins' quarterbacks coach on January 28, 2015.

Cavanaugh joined the Redskins in 2015 with 22 seasons of previous coaching experience across the professional and collegiate levels. The 2015 season will mark the 32nd NFL season of Cavanaugh's career, including 14 combined seasons as a quarterback for the New England Patriots, San Francisco 49ers, Philadelphia Eagles and New York Giants from 1978-91 and 17 seasons as an NFL coach.

Cavanaugh most recently served as quarterbacks coach of the Chicago Bears from 2013-14. In 2013, under Cavanaugh's tutelage, the Bears' quarterbacks rewrote the franchise singleseason record books setting team records in passer rating (96.9), passing yards (4,450), passing touchdowns (32) and completion percentage (64.4). It was his second stint in Chicago after having served as the team's offensive coordinator from 1997-98.

Cavanaugh spent four seasons working with quarterbacks for the New York Jets from 2009-12. During those four seasons, the Jets made two AFC Championship game appearances.

Cavanaugh joined the Jets after four seasons as the offensive coordinator and quarterbacks coach at his alma mater, the University of Pittsburgh, in 2005-08. It was his second stint at Pitt after making his coaching debut in 1993 working with the Panthers' tight ends. As offensive coordinator, Cavanaugh helped tutor future NFL running backs LeSean McCoy and LaRod Stephens-Howling.

Cavanaugh served as the Baltimore Ravens' offensive coordinator from 1999-2004, a tenure that included the franchise's 34-7 Super Bowl XXXV victory in 2000. During that season, the Ravens ground game churned out a franchise-record 2,199 yards, fifth most in the NFL.

Prior to his first tenure in Chicago from 1997-98, Cavanaugh served as quarterbacks coach for the San Francisco 49ers in 1996, helping Steve

STAFF BIOS

Young lead the NFL in passer rating (97.2) and completion percentage (67.7). He got his first taste of NFL coaching in 1994, working as the quarterbacks coach of the Arizona Cardinals, a position he held for two years.


Cavanaugh won two Super Bowl titles as a backup quarterback with the New York Giants (Super Bowl XXV) and the 49ers (Super Bowl XIX). He was a second-round selection (50th overall) of the Patriots in 1978 NFL Draft, spending five seasons with New England (1978-82) before stints with the 49ers (1983-85), Eagles (1986-89) and Giants (1990-91). He appeared in 112 career contests with 19 starts, completing 305-of-579 passes for 4,332 yards and 28 touchdowns.

As a collegiate quarterback, Cavanaugh guided Pitt to the 1976 National Championship and was named the Sugar Bowl MVP after a 27-3 victory over Georgia. He earned All-America honors as a senior in 1977. Cavanaugh earned his bachelor's degree from Pitt in administration of justice.

A native of Youngstown, Ohio, Cavanaugh attended Chaney H.S. He is married to his wife, Maria. He has three children: Amy, Andrew, and Mollie.

CAVANAUGH FOOTBALL HISTORY

1974-77	Quarterback	Pittsburgh
1978-82	Quarterback	New England Patriots
1983-85	Quarterback	San Francisco 49ers
1986-89	Quarterback	Philadelphia Eagles
1990-91	Quarterback	New York Giants
1993	Tight Ends Coach	Pittsburgh
1994-95	Quarterbacks Coach	Arizona Cardinals
1996	Quarterbacks Coach	San Francisco 49ers
1997-98	Offensive Coordinator	Chicago Bears
1999-2004	Offensive Coordinator	Baltimore Ravens
2005-08	Offensive Coordinator/QBs Coach	Pittsburgh
2009-12	Quarterbacks Coach	New York Jets
2013-14	Quarterbacks Coach	Chicago Bears
2015-Present	Quarterbacks Coach	Washington Redskins



MIKE CLARK

HEAD STRENGTH AND CONDITIONING

12TH NFL SEASON // 1ST WITH REDSKINS

Mike Clark was named as the Redskins' head strength and conditioning coach on January 27, 2015.

Clark is entering his 12th NFL season after having most recently served as Strength and Conditioning Coordinator for the Chicago Bears from 2013-14. Prior to his tenure in Chicago, he spent three seasons (2010-12) as the strength and conditioning coach for the Kansas City Chiefs from 2010-12 after serving in the same capacity for six years with the Seattle Seahawks from 2004-09. He was named the NFL Strength and Conditioning Coach of the Year by American Football Monthly in 2005 and was a part of the Seahawks staff that advanced to Super Bowl XL under Head Coach Mike Holmgren.

Prior to joining the NFL ranks, Clark was inducted into the USA Strength and Conditioning Coaches Hall of Fame in 2003 after 25 years working at the collegiate level.

Clark served as the strength and conditioning coach for 14 seasons at Texas A&M (1990-2003), adding the duties of assistant athletic director in 2000. During his time with the Aggies, he was named the Strength Coach of the Year in 1993 and 2000 by the Collegiate Strength and Conditioning Coaches Association. Clark also served as president of the Collegiate

Strength and Conditioning Coaches Association in 2000.

Prior to his time at Texas A&M, Clark served as the strength and conditioning coach at USC (1988-89), Oregon (1983-87), Kansas (1982) and Wyoming (1981).

The native of Wichita, Kan., was the defensive coordinator and linebackers coach at Topeka (Kan.) H.S. from 1979-80. He originally entered the coaching ranks as a graduate assistant with Kansas (1977-78).

Clark played high school football at Oak Park H.S. in Kansas City and continued as a center at Ottawa (Kan.) University. He and his wife, Kris, have three children, Matthew, J.J. and Alicia.

CLARK FOOTBALL HISTORY

1977-78	Graduate Assistant	Kansas
1979-80	Defensive Coordinator/LBs Coach	Topeka (Kan.) H.S.
1981	Strength and Conditioning Coach	Wyoming
1982	Strength and Conditioning Coach	Kansas
1983-87	Strength and Conditioning Coach	Oregon
1988-89	Strength and Conditioning Coach	Southern California
1990-2003	Strength and Conditioning Coach	Texas A&M
2004-09	Strength and Conditioning Coach	Seattle Seahawks
2010-12	Strength and Conditioning Coach	Kansas City Chiefs
2013-14	Strength and Conditioning Coord.	Chicago Bears
2015-Present	Head Strength and Conditioning	Washington Redskins



SHANE DAY

ASSISTANT OFFENSIVE LINE

7TH NFL SEASON // 2ND WITH REDSKINS

Shane Day joined the Redskins as an assistant offensive line coach on February 4, 2014.

In his first season in Washington, Day helped guide a unit that produced a repeat Pro Bowl selection (tackle Trent Williams) and paved the way for Pro Bowl running back Alfred Morris to produce a third consecutive 1,000-yard rushing season.

Day joined the Redskins in 2014 with 13 years of previous coaching experience across the high school, collegiate and professional levels. He spent the 2012-13 seasons as the quarterbacks coach for the University of Connecticut. In 2013, Day helped the Huskies reverse an 0-9 start to the season, helping the team throw for seven touchdowns to only one interception in a three-game winning streak to close the season after adding play-calling duties.

Day joined the Redskins in 2014 as a veteran of five NFL seasons, having assisted the San Francisco 49ers in a quality control role from 2007-09 and coaching quarterbacks for the Chicago Bears from 2010-11. As a member of the Bears' staff, Day helped the Bears to an 11-5 record in 2010, securing an NFC North championship and an NFC Championship Game appearance. He worked alongside offensive coordinator and former NFL head coach Mike Martz during his time in Chicago.

Prior to his time with the Bears, Day spent three seasons with the San Francisco 49ers, helping the team's quarterbacks in 2007, running backs in 2008 and offensive line in 2009. During Day's time in San Francisco, running back Frank Gore gained 3,258 rushing yards, fifth-most in the NFL in that three-year span.

Day was an offensive quality control coach at Michigan in 2005-06. Among his duties in Ann Arbor were the evaluation of quarterback recruits and the development of the quarterbacks already in the program. Day helped the Wolverines earn a berth in the 2007 Rose Bowl against USC.

Day began his coaching career at Auburn (Wash.) Riverside H.S., where

STAFF BIOS

he spent one season coaching the wide receivers (2001) and three overseeing the quarterbacks (2002-04), adding the duties of offensive coordinator during his final two years.

Day played collegiate football as a wide receiver at Rhodes College in Memphis, Tenn., where he also lettered in baseball. A native of Manhattan, Kan., he graduated from Kansas State in 1999 with a degree in English.

Day and his wife Christie are the parents of a daughter, Vivienne.

DAY FOOTBALL HISTORY

2001	Wide Receivers Coach	Auburn (Wash.) Riverside H.S.
2002	Quarterbacks Coach	Auburn (Wash.) Riverside H.S.
2003-04	Quarterbacks Coach/O.C.	Auburn (Wash.) Riverside H.S.
2005-06	Offensive Quality Control	Michigan
2007-09	Offensive Quality Control	San Francisco 49ers
2010-11	Quarterbacks Coach	Chicago Bears
2012-13	Quarterbacks Coach	UConn
2014-Present	Assistant Offensive Line Coach	Washington Redskins



CHAD ENGLEHART

ASSISTANT STRENGTH
AND CONDITIONING

6TH NFL SEASON // 6TH WITH REDSKINS

Chad Englehart is entering his sixth season with the Redskins as the team's assistant strength and conditioning coach.

Prior to joining the Redskins, Englehart served as the head strength and conditioning coach with the Florida Tuskers of the United Football League in 2009. During that time, he worked with Redskins Head Coach Jay Gruden, who served as the Tuskers' offensive coordinator that season. The Tuskers finished with a perfect 6-0 regular season record before losing in the UFL's inaugural championship game.

In 2008, Englehart served as director of strength and conditioning at X-Cel Sports Performance in Louisiana. Before that, he was head strength and conditioning coach at HS2 Athletic Performance in Mandeville, La. (2007) and at the University of New Orleans (2006).

Englehart holds an M.S. in human movement with a concentration in corrective exercise from A.T. Still University. He also holds a B.S. in kinesiology with a concentration in exercise science from Southeastern Louisiana University. He is a certified strength and conditioning specialist with the National Strength and Condition Association and is a Performance Enhancement Specialist and Corrective Exercise Specialist with the National Academy of Sports Medicine (NASM). Englehart also holds certifications with USA Weightlifting and USA Track and Field in addition to a Functional Movement Screen and TRX Suspension Training certifications as well as a Fitness Nutrition Specialist certification from the NASM.

Englehart and his wife, Lyndsey, have two daughters, Blair and Elise.



PERRY FEWELL

DEFENSIVE BACKS

18TH NFL SEASON // 1ST WITH REDSKINS

The Washington Redskins named Perry Fewell as the team's defensive backs coach on January 27, 2015.

Fewell is entering his 18th NFL season in 2015 after having spent the last five seasons as defensive coordinator of the New York Giants, a stint that included a 21-17 victory over the New England Patriots in Super Bowl XLVI. In Fewell's five seasons in New York from 2010-14, his unit amassed 160 takeaways, second-most in the NFC and third-most in the NFL.

During the team's Super Bowl campaign in 2011, the Giants were fourth in the NFL in both takeaways (35) and turnover differential (plus-14). In four postseason victories that year, the Giants allowed an average of 14.0 points per game, joining the 2000 Baltimore Ravens as the only team since the turn of the century to allow 14 or fewer points per game in a postseason run requiring all four rounds.

Prior to joining the Giants, Fewell spent four seasons as the Buffalo Bills' defensive coordinator from 2006-09. He was the team's interim head coach for the final seven games of the 2009 season, earning three wins. In 2009, his guidance helped rookie safety Jairus Byrd tie for the NFL lead with nine interceptions in only 14 games and helped Byrd become the first Bills rookie to be selected to the Pro Bowl since Greg Bell in 1984.

Fewell coached defensive backs for the Chicago Bears in 2005 when the Bears led the NFC with 24 interceptions and cornerback Nathan Vasher and safety Mike Brown were both selected to the Pro Bowl. Fewell had previously served as secondary coach of the St. Louis Rams from 2003-04.

Fewell entered the NFL as the defensive backs coach for the Jacksonville Jaguars in 1998, a position he held through the 2002 season. Jacksonville's pass defense ranked third in the NFL during a 14-2 season in 1999.

Fewell spent 13 years coaching at the collegiate level prior to entering the NFL. He began his coaching career as a graduate assistant at the University of North Carolina from 1985-86. He was the defensive backs coach at Army in 1987, and the following year, he began a four-year stint as the wide receivers coach at Kent State. In 1992, he returned to West Point, where he spent three seasons as the defensive line coach. Fewell's final college job was at Vanderbilt, where he coached the secondary from 1995-97 and was also assistant head coach in his final season there.

Fewell lettered as a defensive back at Lenoir-Rhyne (N.C.) from 1980-83 and was part of the university's Hall of Fame class in 2011. A native of Gastonia, N.C., he was on the football and track teams at South Point H.S. in Belmont, N.C., and was inducted into the Belmont Sports Hall of Fame in 2001. He also earned induction into the Gaston County, N.C. Hall of Fame in June 2012.


Fewell and his wife, Kathleen, have two sons.

FEWELL FOOTBALL HISTORY

1980-83	Defensive Back	Lenoir-Rhyne
1985-86:	Graduate Assistant	North Carolina
1987:	Defensive Backs Coach	U.S. Military Academy
1988-91:	Wide Receivers Coach	Kent State
1992-94:	Defensive Line Coach	U.S. Military Academy
1995-97:	Secondary Coach	Vanderbilt
1998-2002:	Defensive Backs Coach	Jacksonville Jaguars
2003-04:	Secondary Coach	St. Louis Rams
2005:	Defensive Backs Coach	Chicago Bears
2006-09*:	Defensive Coordinator	Buffalo Bills
2010-14:	Defensive Coordinator	New York Giants
2015-Present	Defensive Backs Coach	Washington Redskins

*Served as Interim Head Coach for final seven games of 2009 season

STAFF BIOS



CHAD GRIMM

DEFENSIVE
QUALITY CONTROL

7TH NFL SEASON // 1ST WITH REDSKINS

The Washington Redskins named Chad Grimm as a defensive quality control coach on January 29, 2015.

Grimm is entering his seventh NFL season after spending the last two years in the same capacity with the San Diego Chargers. Grimm spent his first four NFL seasons with the Arizona Cardinals after entering the league in 2009 as an offensive quality control coach.

Grimm comes from a football pedigree. He is the son of Russ Grimm, a Pro Football Hall of Famer and three-time Super Bowl champion who stands as one of the most decorated players in Redskins history. Russ – a founding member of the franchise’s famed “Hogs” – played 11 seasons in Washington from 1981-91 and served in various assistant roles for the team from 1992-2000. His brother, Cody, played at Virginia Tech and was a seventh-round draft pick by Tampa Bay in 2010 who played safety for the Buccaneers from 2010-12.

Grimm played collegiately as a linebacker and special teamer at Virginia Tech from 2003-06. The Fairfax native played both football and lacrosse at Oakton H.S. in Vienna, Va., helping the school reach the state finals in both sports for the first time in school history.

GRIMM FOOTBALL HISTORY

2003-06	Linebacker	Virginia Tech
2009-12	Offensive Quality Control	Arizona Cardinals
2013-14	Defensive Quality Control	San Diego Chargers
2015-Present	Defensive Quality Control	Washington Redskins



IKE HILLIARD

WIDE RECEIVERS

17TH NFL SEASON // 3RD WITH REDSKINS

Ike Hilliard returned for his second stint as the Redskins’ wide receivers coach on January 20, 2014.

In his return to Washington in 2014, Hilliard oversaw the incorporation of free agent signing DeSean Jackson into the team’s offense. Jackson led the Redskins with 1,169 receiving yards on 56 receptions, becoming the fifth member of the Redskins to post 1,000 receiving yards in his first season in Washington (Bobby Mitchell in 1962, Henry Ellard in 1994, Laveranues Coles in 2003 and Santana Moss in 2005). Jackson averaged an NFL-best 20.9 yards per reception and was the first member of the Redskins to finish a season as the NFL leader in yards per reception since Henry Ellard (19.5 in 1996).

Hilliard served as wide receivers coach for the Buffalo Bills in 2013, helping mold a young group that included rookie second-round pick Robert Woods (40 receptions for 587 yards with three touchdowns) and rookie third-round pick Marquise Goodwin (17 receptions for 283 yards with three touchdowns).

In his first stint with the Redskins in 2012, Hilliard guided the team’s

receivers to the franchise’s first division title since 1999. He integrated free agents Pierre Garçon and Joshua Morgan into the offense, helping Garçon lead the team in receiving yards (633 in only 10 games) and helping Morgan lead the Redskins in receptions (48). Hilliard also oversaw the resurgence of veteran slot receiver Santana Moss, who caught 41 passes for 573 yards and eight touchdowns, his most since recording nine receiving touchdowns in his first season in Washington in 2005. The group’s toughness on the perimeter also helped the offense rush for a league-best 2,709 yards, a franchise record.

In 2011, Hilliard served as the assistant wide receivers coach for the Miami Dolphins. He helped in the development of wide receiver Brandon Marshall, who was selected for his third Pro Bowl and first as a member of the Dolphins. Additionally, Marshall finished third in the AFC in receiving yards with 1,214 and recorded his fifth-consecutive 1,000-plus yard season.

Prior to joining the Dolphins, Hilliard spent two seasons coaching for the Florida Tuskers of the United Football League. Hilliard worked as a volunteer coach with the Tuskers in 2009 under current Redskins Defensive Coordinator Jim Haslett, who served as the team’s head coach. Hilliard was elevated to the position of Receivers Coach for 2010 under current Redskins Head Coach Jay Gruden.

As a player, Hilliard was a first-round selection in the 1997 NFL Draft (No. 7 overall). He played 12 seasons, eight with the New York Giants (1997-2004) and four with the Tampa Bay Buccaneers (2005-08). In 161 career games (106 starts), Hilliard caught 546 passes for 6,397 yards and 35 touchdowns.

Hilliard played collegiately at the University of Florida from 1994-96, catching 126 passes for 2,214 yards and 26 touchdowns. He earned first-team All-SEC and All-America honors as a junior and, in the final game of the season, finished with seven catches for 150 yards and three touchdowns in leading the Gators to a 52-20 Sugar Bowl win to secure the school’s first national championship.

Hilliard is a native of Patterson, La.

HILLIARD FOOTBALL HISTORY

1994-96	Wide Receiver	Florida
1997-2004	Wide Receiver	New York Giants
2005-08	Wide Receiver	Tampa Bay Buccaneers
2009	Volunteer Coach	Florida Tuskers (UFL)
2010	Wide Receivers Coach	Florida Tuskers
2011	Assistant Wide Receivers Coach	Miami Dolphins
2012	Wide Receivers Coach	Washington Redskins
2013	Wide Receivers Coach	Buffalo Bills
2014-Present	Wide Receivers Coach	Washington Redskins



RANDY JORDAN

RUNNING BACKS

12TH NFL SEASON // 2ND WITH REDSKINS

Randy Jordan was named the Redskins’ running back coach on January 26, 2014.

Jordan is a veteran of nine NFL seasons as a player from 1993-2002, appearing in 122 career games with the Raiders and Jaguars. He was the recipient of the NFL Unsung Hero Award and the Ed Block Courage Award in 2001 and served as special teams captain for the Raiders’ AFC Championship team in 2002.

In his first season in Washington in 2014, Jordan helped running back Alfred Morris earn his second consecutive Pro Bowl berth, making Morris the first Redskins running back selected to consecutive Pro Bowls

STAFF BIOS

since Stephen Davis in 1999-2000. Morris posted joined Davis as the only backs in team history to record three consecutive 1,000-yard rushing seasons. Jordan's work was also evident in the play of fullback Darrel Young, who matched his career highs in rushing touchdowns (three) and receiving touchdowns (two) en route to a career-high five total touchdowns in 2014.

Before joining the Redskins, Jordan spent two years as the running backs coach at the University of North Carolina. In his first season with UNC in 2012, Jordan's Tar Heels averaged 193.8 rushing yards per game, third-most in the Atlantic Coast Conference and the program's highest average since 1994. That season, he tutored tailback Giovani Bernard – who played for current Redskins Head Coach Jay Gruden in Cincinnati in 2013 – to one of the best seasons in UNC history, helping Bernard average 122.8 rushing yards per game, most in the ACC and 11th in the nation.

Jordan was part of an offensive staff that helped Carolina set more than 35 school records, including total points, points per game and total offense.

Jordan coached running backs at Texas A&M for four seasons from 2008-11. In 2011, the Aggies averaged 199.1 rushing yards per game, fourth-most in the Big 12 Conference, and had two different backs – Cyrus Gray and Christine Michael – finish among the top five in the conference in rushing yards per game. Under Jordan's tutelage, Gray was a three-time All-Big 12 performer and exiting ranking third in conference history in all-purpose yards.

Jordan came to AggieLand from the University of Nebraska where he served as the running backs coach for the Cornhuskers from 2004-07. Jordan helped shape the I-back position, coaching two 1,000-yard rushers in Cody Ross in 2004 and Marlon Lucky in 2007. He oversaw a committee of backs in 2006 that produced nearly 2,400 rushing yards and 26 rushing touchdowns, as an improved effort on the ground helped NU move from 107th in 2005 to 23rd nationally in rushing offense in 2006.

Jordan began his coaching career with the Oakland Raiders as a special teams assistant midway through the 2003 season. He played nine years in the NFL as a running back, playing in 122 career games from 1993 through 2002. He began his career with the Los Angeles Raiders before joining the expansion Jacksonville Jaguars in 1995 and playing three seasons. Jordan holds the distinction of scoring the very first touchdown for the Jacksonville club, a 71-yard reception against Cincinnati in 1995.

After the 1997 season, Jordan rejoined the Raiders' organization where he played five more seasons. In 1998, Jordan rushed for 159 yards for the Raiders. He had a career-high 213 yards rushing and three touchdowns in helping the Raiders reach the AFC Championship Game in 2000. He also caught 27 passes for 299 yards and a touchdown that same season.

Jordan finished his career with 574 yards rushing and seven touchdowns, while making 58 catches for 596 yards and two touchdowns. Jordan was also a standout special teams player. He finished his career with 801 yards on 38 career kick returns, including a season best of 553 yards on 26 returns for Jacksonville in 1996. He also recorded 64 career tackles on special teams.

Jordan played for the University of North Carolina and head coach Mack Brown from 1989-92. He earned three letters for the Tar Heels rushing for 1,134 yards and nine touchdowns in his career, including 618 yards and seven touchdowns in 1991.

Jordan earned his degree in speech communication from North Carolina in 1993. He was born in Manson, N.C. Jordan and his wife, Romonda, have a daughter, Raven, and two sons, Jalen and Justin.

JORDAN FOOTBALL HISTORY

1989-92	Running Back	North Carolina
1993	Running Back	Los Angeles Raiders
1995-97	Running Back	Jacksonville Jaguars
1998-2002	Running Back	Oakland Raiders
2003	Special Teams Assistant	Oakland Raiders
2004-07	Running Backs Coach	Nebraska
2008-11	Running Backs Coach	Texas A&M
2012-13	Running Backs Coach	North Carolina
2014-Present	Running Backs Coach	Washington Redskins



PAUL KELLY

DIRECTOR OF
FOOTBALL OPERATIONS

17TH NFL SEASON // 6TH WITH REDSKINS

Paul Kelly enters his 17th NFL season and his sixth as the Redskins' Director of Football Operations in 2015. Kelly, who was named to the post on February 16, 2010, works directly with Head Coach Jay Gruden and is responsible for coordinating the team's daily operations, including all travel and accommodations for home and away games, managing all football department budgets, coordination of training camp logistics and managing the year-round football schedule.

Additionally, Kelly serves as the coaching staff's liaison on all matters relating to the athletic training, equipment, video and the public relations departments, serving as the point of communication in administering every Redskins practice and team function, including all mini-camps, OTA days and training camp.

Kelly previously spent five seasons with the Tampa Bay Buccaneers (2004-08) and six seasons with the Oakland Raiders (1998-2003). He spent the 2009 season assisting the broadcast team of ESPN's Monday Night Football.

In his five seasons with the Buccaneers, Kelly worked directly with Head Coach Jon Gruden in organizing football operations for the club and directed many of the day-to-day operations of the team. During Kelly's five seasons as a member of the Buccaneers' staff, the Buccaneers captured NFC South titles in 2005 and 2007.

Kelly spent six seasons (1998-2003) as an assistant on the Oakland Raiders coaching staff, which included three consecutive Division Championships (2000, 2001 & 2002). In 2002, he helped Head Coach Bill Callahan guide Oakland to its first Super Bowl appearance in 19 years as the Raiders represented the AFC in Super Bowl XXXVII.

Kelly graduated with a degree in business administration with an emphasis in new ventures and small business management from California State University Hayward in 1990. Prior to joining the Raiders, he owned and managed his own San Francisco Bay Area-based businesses.

Kelly and his wife, Catherine, have three children. His oldest, Colin, is a student at William & Mary. His daughter, Lauren, and son, Hunter, are high school students.



JOE KIM

ASST. STRENGTH & CONDITIONING/
SKILL DEVELOPMENT

23RD NFL SEASON // 1ST WITH REDSKINS

The Washington Redskins added Joe Kim as an assistant strength and conditioning/skill development coach during the 2015 offseason.

Kim joined the Redskins with 22 years of NFL experience as a consultant and assistant strength coach. He has worked for nine other NFL teams, most recently as a strength/skill development specialist with the Chicago Bears in 2014. In addition to his time in Chicago, his NFL tenure includes coaching or consulting stints with the Cleveland Browns, Dallas Cowboys, Green Bay Packers, Denver Broncos, Buffalo Bills, Miami Dolphins, New York Giants, Kansas City Chiefs.

Last season, Kim helped guide defensive lineman Stephen Paea – who signed with the Redskins as an unrestricted free agent during the 2015

STAFF BIOS

offseason – to a career-high six sacks. As a pass rush consultant with the Chiefs from 2010-12, he helped develop Pro Bowl linebackers Tamba Hali and Justin Houston, who combined for 51.0 sacks across those three seasons.

In 2010, Kim consulted with both the Giants and Chiefs, helping both teams finish in the Top 10 in the NFL in sacks. Three of the NFL's top nine sack leaders from that season were Kim students — Hali (No. 2, 14.5 sacks), and Justin Tuck and Osi Umenyiora (tied for seventh with 11.5 each).

Kim is a 7th Dan Black Belt recognized by the World Taekwondo Federation, Kukkiwon and USA Taekwondo. He has produced more than 250 black belts as well as several national and international champions. He was a multi-time member of the U.S. National Taekwondo team, earning bronze medals at the 1990 Pan Am Games and World Cup. Kim is a two-time U.S. Olympic Festival gold medalist and national champion.

Kim began his martial arts career in 1974 under the direction of his father, Myung Hwan Kim. He earned his first degree Black Belt in 1980 at 11 years of age. He attended St. Edward H.S. in Lakewood, Ohio. He and his wife, Jeana, have two daughters, Katie and Lexi.

KIM FOOTBALL HISTORY

1992-95	Asst. Strength Coach/Pass Rush Specialist	Cleveland Browns
1998	Pass Rush Consultant	Dallas Cowboys
1999-2000	Asst. Strength Coach/Pass Rush Specialist	Cleveland Browns
2001-06	Pass Rush Consultant	Miami Dolphins
2005	Pass Rush Consultant	Green Bay Packers
2007	Pass Rush Consultant	Denver Broncos
2009	Pass Rush Consultant	Penn State
2009	Pass Rush Consultant	Buffalo Bills
2010	Pass Rush Consultant	New York Giants
2010-12	Pass Rush Consultant	Kansas City Chiefs
2014	Strength/Skill Development Specialist	Chicago Bears
2015-Present	Asst. S&C/Skill Development	Washington Redskins



BRET MUNSEY

SPECIAL PROJECTS/
ASSISTANT SPECIAL TEAMS

3RD NFL SEASON // 2ND WITH REDSKINS

Bret Munsey was hired to oversee Special Projects as part of the team's coaching staff during the 2014 offseason. He handles special projects and serves as a special teams assistant.

Prior to joining the Redskins, Munsey served as a National Football Scout for the Philadelphia Eagles during the 2013 season. He spent the 2012 season as the head coach of the Orlando Predators of the Arena Football League. Prior to his stint in Orlando, he served two seasons as the director of player personnel for the Florida Tuskers of the UFL (2009-10), working with current Redskins head coach Jay Gruden. In 2011, the team moved to Virginia Beach, and as Director of Personnel, Munsey helped guide the Virginia Destroyers to the 2011 UFL Championship.

From 2006-08, Munsey served as head coach of the AFL's Philadelphia Soul, Munsey finished with a 35-20 overall record, including a 13-3 record and Arena Bowl title in 2008. In his first season with the Soul, Munsey led the team to their first postseason appearance in franchise history in his first season, finishing with a 9-7 record.


From 2003-05, Munsey served as the the secondary coach and director of player personnel for the Predators in his first stint in Orlando, working alongside Gruden, who was the team's head coach at the time. In 2002, Munsey was the head coach of the Tennessee Valley Vipers in the AF2 league, where he was named the league's coach of the year. He spent one season with the Carolina Cobras of the AFL in 2001, after beginning his

coaching career in 2000 as the defensive coordinator of the Augusta Stallions of AF2.

A native of Winter Park, Fla., Munsey was a three-sport star at Winter Park H.S. He played collegiately at Concord University (W.Va.) and played professionally for the Predators from 1991-95.

MUNSEY FOOTBALL HISTORY

1991-95	Receiver/Defensive Back	Orlando Predators (AFL)
2000	Defensive Coordinator	Augusta Stallions (af2)
2001	Head Coach	Tennessee Valley Vipers (af2)
2002	Defensive Coordinator	Carolina Cobras (AFL)
2003-05	Personnel Dir./Secondary	Orlando Predators (AFL)
2006-08	Head Coach	Philadelphia Soul (AFL)
2009-10	Director of Personnel	Florida Tuskers (UFL)
2011-12	Director of Personnel	Virginia Destroyers (UFL)
2012	Head Coach	Orlando Predators (AFL)
2013	National Scout	Philadelphia Eagles
2014-Present	Special Projects	Washington Redskins



KIRK OLIVADOTTI

LINEBACKERS

13TH NFL SEASON // 13TH WITH REDSKINS

Kirk Olivadotti was named the Redskins' inside linebackers coach on January 16, 2014.

Olivadotti returned to the Redskins – with whom he spent 11 NFL seasons in various capacities from 2000-10 – in 2014 after three years coaching inside linebackers at the University of Georgia from 2011-13. Olivadotti is one of 11 members of the Redskins' assistant coach honor roll, which recognizes coaches with at least 10 seasons of service as an assistant in Washington.

In his first season back in Washington in 2014, Olivadotti's tutelage helped third-year linebacker Keenan Robinson blossom in his first season as a starter. Despite missing three games, Robinson led the Redskins with 108 total tackles (according to STATS, LLC), including a 14-tackle performance in a win vs. Tennessee in which Robinson earned NFC Defensive Player of the Week honors.

At Georgia, Olivadotti coached a linebacker corps that produced NFL draft picks Jarvis Jones and Alec Ogletree. The Bulldogs averaged 10 wins a season in Olivadotti's three years, including ending the 2012 season with a 12-2 record and a No. 5 national ranking.

During Olivadotti's initial 11-season stint with the Redskins, Washington finished in the top 10 in the NFL in overall defense on eight occasions. The Redskins allowed an average of 313.1 yards per game in Olivadotti's 11 years on staff, fourth-fewest in the NFC and seventh-fewest in the NFL in that time frame.

In 2009, he tutored a pair of linebackers to their first Pro Bowl in London Fletcher, who earned his initial trip in his 12th season, and Brian Orakpo, who was one of four NFL rookies selected. Fletcher led the Redskins in tackles with 172 and added two sacks, one interception and 10 passes defended. He eclipsed the 100-tackle mark for the 11th consecutive season.

Orakpo became the first Redskins defensive rookie to make the Pro Bowl since the 1970 merger. He is only the second Redskins rookie to be chosen, joining kick returner Tony Green (1978). Orakpo finished with 60 tackles, including three for loss, 11 sacks for 76 yards lost, one forced fumble and two passes defended. He led all rookies in sacks and tied for most among NFC linebackers with Dallas' DeMarcus Ware. Orakpo's 11 sacks finished tied for seventh in the NFL and fourth in the NFC, and set

STAFF BIOS

the franchise rookie record, surpassing the previous mark of six by Dean Hamel (1985) and Andre Collins (1990).

In 2008, Olivadotti's linebackers played a pivotal role in Washington ranking fourth overall in yards allowed per game (288.8), sixth in points allowed per game (18.5) and eighth in rushing yards allowed per game (95.4 yards).

The previous year, in Olivadotti's first season as linebackers coach, Washington finished eighth in the NFL in overall defense (305.3 yards per game) and fourth in the league in rush defense (91.3 yards per game). The tandem of Fletcher (156 tackles) and Rocky McIntosh (105 tackles) finished as the team's top tacklers.

Throughout his NFL coaching career, Olivadotti has worked with some of the best defensive minds in the NFL, including Ray Rhodes, Marvin Lewis, Gregg Williams, Greg Blache and Jim Haslett. Olivadotti began his NFL coaching career with the Redskins in 2000 as a defensive quality control coach. He served in that role for four seasons and also helped coach the defensive backs.

He continued as quality control coach in 2004, but also took on a role assisting the Redskins' special teams units. In 2006, Olivadotti's role expanded to working with the Redskins' defensive line.

Olivadotti began his coaching career on the college level, working with wide receivers and tight ends at Maine Maritime for one season (1997). He moved to Indiana State as an assistant coach for two years (1998-99) before making the transition to Washington and the NFL.

Olivadotti was a four-year letter winner as a wide receiver at Purdue from 1993-96. He earned his bachelor's degree in education and his master's degree in education administration, both from Purdue. He is the son of Tom Olivadotti, a long-time defensive coach in the NFL with Cleveland, Miami, Minnesota, the New York Giants and Houston. Kirk and his wife, Keely, have a daughter, Kasyn, and a son, Kruz.

OLIVADOTTI FOOTBALL HISTORY

1993-96	Wide Receiver	Purdue
1997	Wide Receivers/Tight Ends Coach	Maine Maritime
1998-99	Assistant Coach	Indiana State
2000-03	Def. Quality Control/DB Assistant	Washington Redskins
2004-05	Def. Quality Control/ST Assistant	Washington Redskins
2006	Def. Line Assistant/ST Assistant	Washington Redskins
2007-09	Linebackers Coach	Washington Redskins
2010	Defensive Assistant	Washington Redskins
2011-13	Inside Linebackers Coach	Georgia
2014-Present	Inside Linebackers Coach	Washington Redskins



WES PHILLIPS

TIGHT ENDS

9TH NFL SEASON // 2ND WITH REDSKINS

Wes Phillips was named the Redskins' tight ends coach on January 17, 2014.

In his first season in Washington in 2014, Phillips guided Niles Paul to a breakout campaign, as the special teams standout became shattered career highs in receptions (39) and receiving yards (507) after entering the season with 14 career catches and 228 career receiving yards to his credit in his first three years in the league. Phillips also oversaw the development of Jordan Reed, who finished third on the team with a career-high 50 receptions in his sophomore campaign.

Prior to joining the Redskins, Phillips spent seven seasons in various

capacities with the Dallas Cowboys. He joined Dallas in 2007 as the club's quality control/offensive assistant coach before relinquishing his role as a quality control coach in 2011 to become the club's assistant offensive line coach in addition to continuing to assist special teams. In 2013, Phillips was named the tight ends coach, helping Jason Witten post the second-most touchdowns in a season in his career (eight).

In 2012, Phillips assisted with an offensive line that helped the Cowboys finish with 5,994 net yards, the third-most in a season in franchise history, and set a single-season club record with 4,729 passing yards despite having Phil Costa, the team's starting center, for only three games. In 2011, the unit integrated new starters at four of the five positions, helping Tony Romo post his third career 4,000-yard season while rookie running back DeMarco Murray established a single-game team rushing record with a 253-yard performance against St. Louis (10/23).

In Phillips' four seasons as Dallas' quality control/offensive assistant coach from 2007-10, the Cowboys' offense posted total yardage numbers ranking in the Top 10 in team history three times, including setting single-season club records in 2010 that included 6,390 yards of total offense – marking the first time a Cowboys team topped 6,000 yards in a season in team history – and 4,287 passing yards. The offense as a whole finished second in the league in total offense, averaging 399.4 yards per game.

Before landing in Dallas, Phillips coached quarterbacks at Baylor in 2006. His work with quarterback Shawn Bell paid dividends as Bell established school single-season records despite missing the final three games with a knee injury.

Prior to his one-year stint at Baylor, Phillips spent two seasons as the quarterbacks coach at West Texas A&M University. The Buffaloes celebrated their most successful season in almost 55 years in 2005, finishing 10-2 to post their first winning season since 1998 and the program's first 10-win season since 1950.

WTAMU won the Lone Star Conference with an 8-1 record, its first league title since 1986 and advanced to the quarterfinals of the NCAA D-II Playoffs for the first time in school history. The school led the 2005 Division II ranks in passing offense, racking up 363.8 yards-per-game. He tutored quarterback Dalton Bell, a finalist for the Harlon Hill Trophy, which goes to the top Division II player.

Prior to joining the WTAMU staff, Phillips spent one season as a student assistant coach at his alma mater, UTEP, and played two seasons at quarterback for the San Diego Riptide of the af2.

A three-year letterwinner at UTEP (1999-2001), Phillips was a member of the 2000 Miners team that shared the WAC title, posted the school's highest win total in more than a decade and played in the Humanitarian Bowl. Phillips left the collegiate ranks among the school's single-season leaders in both pass efficiency (ninth – 120.0 in 2001) and completion percentage (eighth – 55.6 in 2001).

Phillips received his degree in philosophy from UTEP in 2001. Phillips and his wife, Anna, were married in 2009 and have one daughter, Ivy, and a son, Mac.

PHILLIPS FOOTBALL HISTORY

1997-2001	Quarterback	UTEP
2002-03	Quarterback	San Diego Riptide (AF2)
2003	Student Assistant	UTEP
2004-05	Quarterbacks Coach	West Texas A&M
2006	Quarterbacks Coach	Baylor
2007-10	Quality Control/Offensive Assistant	Dallas Cowboys
2011-12	Assistant Offensive Line Coach	Dallas Cowboys
2013	Tight Ends Coach	Dallas Cowboys
2014-Present	Tight Ends Coach	Washington Redskins

STAFF BIOS



AUBREY PLEASANT

DEFENSIVE
QUALITY CONTROL

3RD NFL SEASON // 3RD WITH REDSKINS

Aubrey Pleasant is entering his third season with the Redskins and his second as a defensive quality control coach in 2015. He served as an offensive assistant in his first season in Washington in 2013.

Following the 2012 NFL season, Pleasant was an offensive staff/head coach intern for the Cleveland Browns before joining the Redskins. Prior his time in Cleveland, he spent two years with the University of Michigan as a defensive graduate assistant, helping the team appear in back-to-back bowl games. Working specifically with the defensive backs in 2011, Michigan allowed 190.5 yards passing per game and 17.4 points per game, ranking No. 16 and sixth in the nation, respectively. Michigan's total defense improved to No.17 in the nation (322.2 ypg.) after ranking No. 110 (450.8 ypg.) in the year prior to Pleasant's arrival. Michigan's defense allowed only 12 touchdown passes, led the Big Ten with 29 takeaways and tied for first in Football Bowl Subdivision (FBS) with 20 fumble recoveries.

In 2012, Pleasant was promoted to Assistant Defensive Backs Coach, helping Michigan's total defense (320.0 ypg.) and passing yards allowed (169.5 ypg.) improve to No. 13 and No. 5 in the country, respectively. Following Michigan's 2012 season, Pleasant was one of 30 coaches nationwide invited to the NCAA Future Football Coaches Academy in San Antonio.


Pleasant coached defensive backs at Grand Blanc (Mich.) H.S. in 2010 and was a behavioral specialist/special needs teacher in the Flint (Mich.) Community School District. His duties included working directly with cognitively-impaired and academically-neglected adult students to help educate them within the Flint school district.

Pleasant was a three-year letterman at Wisconsin from 2005-08, appearing in 41 career games with 14 starts at safety. He finished his collegiate career with 80 tackles, 4.5 tackles for loss, two sacks, one forced fumble and appeared in four consecutive bowl games: Capitol One (2005 and 2006), Outback (2007) and Champs Sports (2008). Pleasant received a master's degree in education while coaching at Michigan and earned his bachelor's degree in sociology from Wisconsin in 2009.

Pleasant is a native of Flint, Mich., where he graduated from the city's Montrose H.S., receiving Class B all-state honorable mention honor at safety his senior year. He attended Flint Northern H.S. and earned all-city running back honors as a sophomore.

PLEASANT FOOTBALL HISTORY

2005-08	Safety	Wisconsin
2010	Defensive Backs	Grand Blanc H.S. (Mich.)
2011-12	Defensive Assistant	Michigan
2013	Offensive Assistant	Washington Redskins
2014-Present	Defensive Quality Control	Washington Redskins



DAVE RAGONE

OFFENSIVE
QUALITY CONTROL

7TH NFL SEASON // 1ST WITH REDSKINS

The Washington Redskins named Dave Ragone as an offensive quality control coach on February 26, 2015.

Ragone joins the Redskins with six seasons of NFL experience, including three as an assistant coach for the Tennessee Titans from 2011-13. Ragone spent his first two seasons in Tennessee as the team's wide receivers coach before transitioning to quarterbacks coach in 2013.

In 2012, Ragone oversaw the education of rookie wide receiver Kendall Wright, who led the team and all NFL rookie receivers with 64 receptions. Overall, Wright, Nate Washington and Kenny Britt finished 1-2-3 as the team's leading pass catchers with a combined 155 receptions for 12 touchdowns.

In 2011, Ragone's energy in his first season in Tennessee helped produce career best seasons for four members of his receiving corps. Washington flourished in his seventh NFL season by recording his first 1,000-yard receiving year (74 receptions and 1,023 yards), and Lavelle Hawkins, Damian Williams and Marc Mariani all each set person best receiving numbers.

Ragone joined the NFL coaching ranks after spending one season as quarterbacks coach of the United Football League's Hartford Colonials. Under Ragone, Hartford quarterback Josh McCown led the league in passer rating and touchdown passes.

Ragone spent three seasons as an NFL quarterback from 2003-05 with the Houston Texans after being drafted by the organization in the third round of the 2003 NFL Draft.

In the spring of 2005, he also spent time in NFL Europe with the Berlin Thunder and earned league Offensive MVP honors for his performance. He led the league in passer rating (97.5) and set a league record by throwing 174 consecutive passes without an interception.

Ragone played collegiately at Louisville, where he was a three-time Conference USA Offensive Player of the Year and led his team to three consecutive bowl games. In his sophomore and junior seasons from 2000-01, Ragone won a pair of C-USA Offensive Player of the Year awards as well as a pair of league titles.

A native of Middleburg Heights, Ohio, Ragone was an All-State selection at St. Ignatius H.S. in Cleveland. He and his wife, Marju, have two children, Isabella and Anderson.

RAGONE FOOTBALL HISTORY

1998-2002	Quarterback	Louisville
2003-05	Quarterback	Houston Texans
2005	Quarterback	Berlin Thunder
2010	Quarterbacks Coach	Hartford Colonials (UFL)
2011-12	Wide Receivers Coach	Tennessee Titans
2013	Quarterbacks Coach	Tennessee Titans
2015-Present	Offensive Quality Control	Washington Redskins

FRONT OFFICE



ERIC SCHAFFER

VP OF FOOTBALL ADMINISTRATION/GENERAL COUNSEL

13TH NFL SEASON // 13TH WITH REDSKINS

Eric Schaffer is entering his 13th season with the Redskins and his ninth as Vice President of Football Administration in 2015. He is the Club's chief contract negotiator and is responsible for the strategic planning, management, and forecasting of the Redskins' salary cap and cash budgets. In addition, Schaffer conducts extensive research and analysis of NFL player contracts and evaluates the roster composition of each club throughout the NFL. He also serves as the Redskins' primary liaison to the NFL Management Council.

In addition to his role as VP of Football Administration, Schaffer serves as the Redskins' General Counsel, advising the Club on all legal matters and contributing significantly to the team's business operations. His areas of oversight include sponsorships, licensing, vendor and employment agreements (for football and non-football employees), human resources issues, team litigation, as well as workers' compensation, among various others.

Schaffer has worked closely with President Bruce Allen and General Manager Scot McCloughan during his tenure to help shape the Redskins' roster. In the 2015 offseason, he played an integral role in bolstering the team's defense in free agency, signing defensive linemen Terrance Knighton, Stephen Paea and Ricky Jean Francois in addition to solidifying the team's secondary with cornerback Chris Culliver and safety Jeron Johnson. The year before, Schaffer negotiated the deal that brought receiver DeSean Jackson to Washington, a move that resulted in Jackson becoming the first member of the Redskins since 1996 to lead the league in yards per reception (20.9).

Over the last several seasons, Schaffer negotiated multi-year contract extensions with Redskins potential free agents DeAngelo Hall, Chris Baker, Perry Riley, Jr. and Niles Paul prior to the start of the NFL League Year. During the 2012 offseason, Schaffer was responsible for signing one of the NFL's most sought-after young free agent wide receivers - Pierre Garçon (25, at the time of signing). That year, he helped the club navigate a \$36 million cap penalty en route to its first NFC East title since 1999.

In the 2011 offseason abbreviated by the NFL labor dispute, Schaffer helped the team secure several key players in a flurry of activity after a new Collective Bargaining Agreement was agreed upon by the NFL and NFL-PA. In 13 years (2003-15) with the Redskins, Schaffer has negotiated the contracts for every one of Washington's draft picks, including 17 first- and second-round picks.

Schaffer originally joined the Redskins in 2003 as the team's salary cap manager. He was promoted first to Director of Football Administration in 2005 and again to Vice President of Football Administration in 2007. Schaffer added the General Counsel role in 2012.

Prior to joining the Redskins, Schaffer spent 11 years with International Management Group (IMG) in various roles. He started as an intern for IMG's founder, the late Mark McCormack, and moved on to their motorsports division where he sold corporate sponsorships and managed young race car drivers. He eventually became the staff counsel for IMG Football, where he oversaw all legal issues related to 90 NFL clients and negotiated player contracts as an NFLPA registered agent.

Schaffer holds both a bachelor's degree in history from the University of Michigan and a law degree from Case Western Reserve University where he completed his studies while working full time for IMG. A native of Cleveland, Ohio, he is a member of the Ohio Bar Association as well as admitted in Virginia as Club Counsel. Schaffer currently resides in Ashburn, Va., with his wife, Jaymie, and three children, Cameron, Logan and Bailey.



SCOTT CAMPBELL

DIRECTOR OF COLLEGE SCOUTING

29TH NFL SEASON // 15TH WITH REDSKINS

Scott Campbell is entering his 29th NFL season and his 15th with the Washington Redskins in 2015. Campbell has had two different stints overseeing either the club's college or pro scouting departments during his tenure with Washington, and assumed an expanded role directing both departments in the 2008 offseason. In 2015, Campbell transitioned from his Director of Player Personnel role to focus on leading the team's draft efforts as Director of College Scouting.

Campbell leads a department that has overseen a draft effort that has produced a Pro Bowler with every first round pick since 2010 (Trent Williams, 2010; Ryan Kerrigan, 2011; Robert Griffin III, 2012). Since Campbell's return to college scouting in 2006, every first round selection by the Redskins (with exception of 2015 rookie Brandon Scherff) has qualified for the Pro Bowl during their NFL careers (Griffin III, Kerrigan, Williams, Brian Orakpo and LaRon Landry).

Campbell played an integral role in Washington evaluating and eventually selecting running back Alfred Morris in the sixth round of the 2012 NFL Draft. Morris would go from being viewed a marginal prospect - considered by many observers to be better suited at fullback - to consequently shattering the Redskins' single-season rushing record with 1,613 yards in his rookie season. Morris rushed for 2,888 yards across the 2012-13 seasons, the ninth-most rushing yardage of any running back in his first two NFL seasons. With another 1,000-yard campaign in 2014, Morris joined John Riggins, Clinton Portis and Stephen Davis as the only backs in franchise history to post three 1,000-yard rushing seasons.

Campbell originally joined the Redskins in 2001 as Director of College Scouting, overseeing the area scouts and assisting with the Redskins' draft operations before heading up the scouting of pro personnel for the next four seasons. He returned in 2006 to take charge of the college scouting department, where he spent two seasons before being promoted to Director of Player Personnel. In 2015, he transitioned to Director of College Scouting, where he now leads the team's area scouts in identifying talent at the collegiate level.

Previously, Campbell spent the 2000 season in Chicago as the Bears' director of pro personnel, after three seasons in Kansas City, serving as the southeast area scout (1997-99).

Campbell began his NFL career with the Atlanta Falcons in 1987, serving as an assistant to his father, Head Coach Marion Campbell - who also served as the defensive coordinator for the NFC Champion Philadelphia Eagles in 1980. Campbell spent three years as the administrative assistant to the coaching staff, helping coordinate training camp, scouting, quality control and additional football logistics. In 1990, he moved over to Atlanta's personnel department full-time for a seven-season run as an area scout.

Campbell earned his bachelor's degree in education from the University of Georgia in 1984, where he played on the offensive line for three SEC Championship squads, including the 1980 National Championship team. He went on to earn a master's degree in education from Auburn University in 1986, while working with the Tigers' coaching staff as a graduate assistant from 1985-86. Campbell and his wife, Cindy, have two daughters, Courtney and Caroline.

FRONT OFFICE (CONT.)



DOUG WILLIAMS
PERSONNEL EXECUTIVE

19TH NFL SEASON // 6TH WITH REDSKINS

Doug Williams is entering his second season as the Redskins' Personnel Executive after being hired to the position on February 10, 2014. The hiring marked Williams' return to the Redskins, with whom he was one of the most celebrated athletes in franchise history.

Williams, a member of the 80 Greatest Redskins and a Redskins Ring of Famer, played with the Redskins from 1986-89 and led Washington to a Super Bowl XXII title, a 42-10 rout of the Denver Broncos. Williams, the first African-American quarterback to play in a Super Bowl, completed 18-of-29 passes for 340 yards with four touchdown passes to earn Super Bowl XXII MVP honors.

Williams is a veteran of 18 NFL seasons, including nine as a player and nine in scouting/personnel roles. He spent five seasons as Personnel Executive with the Tampa Bay Buccaneers from 2004-08 before being named the team's Director of Pro Personnel for the 2009 season.

Williams joined the Buccaneers' front office in 2004 following a successful tenure as head coach at his alma mater, Grambling State, and one of the most storied playing careers in league and team history. His responsibilities in Tampa included coordinating the scouting and recruiting of all NFL players, while also monitoring NFL transactions and overseeing player tryouts. In addition, he was in charge of Tampa Bay's evaluating efforts of all other professional football leagues, including the Canadian Football League.

Williams, a first-round pick by Tampa Bay in the 1978 NFL Draft (17th overall), led the Buccaneers to the first three playoff appearances in team history. He propelled the team to three winning seasons (10-6 in 1979, 9-7 in 1981 and 5-4 in 1982), the only campaigns in franchise history with a winning record until more than 15 years later, in the 1997 season. Williams, who started 67 career games for the Buccaneers, was a two-time team MVP in 1980 and 1981. He ended his Tampa Bay career in 1982 as the all-time franchise leader in touchdown passes, passing yards, attempts and completions.

In 1986, the Washington Redskins traded for Williams' rights following two seasons with the USFL's Oklahoma Outlaws. In Williams' Super Bowl XXII MVP performance following the 1987 season, he set or tied several Super Bowl passing records, including most TD passes (four), most yards passing (340), longest pass completion (80 yards) and longest TD pass (80 yards).

In six seasons in his first tenure (1998-2003) at Grambling State University, Williams brought one of the most storied programs in college football history back to prominence, compiling a 52-18 record as head coach after succeeding the legendary Eddie Robinson, who was at the helm for 57 years from 1941-97 and re-wrote the record books as the winningest coach in the history of college football with 408 career wins.

Williams led the Tigers to three consecutive Southwestern Athletic Conference titles from 2000-02 as they were named National Black College Champions during the same three-year span. He was also named SWAC Coach of the Year in each of those three seasons. Williams was a two-time finalist for The Sports Network Eddie Robinson (Division I-AA) National Coach of the Year. He rejoined the program for three seasons from 2011-13, including earning the SWAC title in his first season back in 2011.

Williams started his college head coaching career at Morehouse College in 1997. He also has previous NFL experience as a scout for the Jacksonville Jaguars in 1995 and as offensive coordinator for the Scottish Claymores of the World League in 1995 and tutoring running backs for Navy in 1994. Williams also excelled on the high school level as head coach and athletic director at Point Coupee H.S. in New Roads, La. in 1991, and in 1993. He was head coach at Northeast H.S. in his hometown of Zachary, La., where he guided the team to a 13-1 record and the state semifinals, including a win over Peyton Manning's Isidore Newman squad in the 1993 state quarterfinals.

As Grambling's quarterback from 1974-77, Williams had a spectacular college career as he passed for more than 8,000 yards and 93 touchdowns, leading the Tigers to three National Black College National Championships and two SWAC titles. He posted a 35-5 record as a starter and finished fourth in voting for the 1977 Heisman Trophy.

In 2005, Williams and Shack Harris established The Shack Harris & Doug Williams Foundation with the function of providing grants for after-school initiatives, leadership development, mentoring programs and minority higher education assistance for economically disadvantaged youth. In March of 2009, the Foundation put on its first annual Washington Football Legends for Charity in Washington, D.C. A nostalgic evening of tribute, food and fun that honored football legends in our nation's capital, the event's proceeds assisted several charities.

Upon the completion of Super Bowl XLII, the NFL honored the 20th anniversary of Williams' Super Bowl XXII victory as Williams was chosen to present the Lombardi Trophy to the New York Giants following their victory over the New England Patriots.

Williams and his wife, Raunda, have eight children: Ashley, Adrian, Carmeleta, Doug, Jr., Jasmine, Laura, Lee and Temessia.

WILLIAMS FOOTBALL HISTORY

1978-82	Quarterback	Tampa Bay Buccaneers
1984	Quarterback	Oklahoma Outlaws (USFL)
1985	Quarterback	Arizona Outlaws (USFL)
1986-89	Quarterback	Washington Redskins
1991	Head Coach/A.D.	Point Coupee H.S. (New Roads, La.)
1993	Head Coach	Northeast H.S. (Zachary, La.)
1994	Running Backs Coach	U.S. Naval Academy
1995	Offensive Coordinator	Scottish Claymores (WLAFL)
1995-96	College Scout	Jacksonville Jaguars
1997	Head Coach	Morehouse College
1998-2003	Head Coach	Grambling State
2004-08	Personnel Executive	Tampa Bay Buccaneers
2009	Director of Pro Personnel	Tampa Bay Buccaneers
2010-11	General Manager	Virginia Destroyers (UFL)
2011-13	Head Coach	Grambling State
2014 -Present	Personnel Executive	Washington Redskins

FRONT OFFICE (CONT.)



ALEX SANTOS

DIRECTOR OF PRO PERSONNEL


10TH NFL SEASON // 10TH WITH REDSKINS

Alex Santos enters his 10th season with Washington in 2015 and his second as the Redskins' Director of Pro Personnel after being named to his new position on May 31, 2014. He is responsible for coordinating the advance scouting of Redskins opponents, participating in all Draft meetings, and the evaluation of all professional leagues for potential free agents and trade prospects.

Santos previously spent five seasons from 2009-13 as a pro scout, where in addition to the advance scouting of Redskins opponents, he was responsible for assisting with the club's evaluation of personnel in the NFL and Canadian Football League. He originally joined the Redskins in 2006 as a pro personnel assistant.

Santos spent 2005 as a graduate assistant and quality control/offensive line intern coach at Vanderbilt University. Prior to that, he was the assistant head football coach at Eastside High School in Paterson, N.J. At Eastside, he also coached the offensive line, directed the strength and conditioning program and was one of the school's special education instructors.

A four-year starter at guard for North Carolina State University, Santos graduated in 2000 with a bachelor's degree in Spanish Literature. He also earned a Master of Arts degree from New Jersey City State University. A native of Paterson, N.J., he currently resides in Ashburn, Va. with his wife, Melanie.



JEFF SCOTT

PRO SCOUT


4TH NFL SEASON // 4TH WITH REDSKINS

Jeff Scott enters his fourth season with the Redskins in 2015 after joining the team in January 2012 as a salary cap intern, in which he assisted in cap analysis and contracts before becoming a scouting intern in May 2012. He served as a player personnel assistant during the 2013 season before being promoted to Pro Scout during the 2014 offseason.

Scott is responsible for advance scouting of Redskins' opponents, evaluating players in free agency and writing descriptions of players entering the NFL Draft. In addition, he assists the Vice President of Football Administration with contracts and salary cap analysis.

Scott graduated with a bachelor's degree in political science from Davidson College, where he played defensive back from 2004-07. During his sophomore season in 2005, he led the Pioneer Football League in fumbles forced. Scott received his master's degree in sports management from Georgetown University in 2012.

Scott is originally from Fredericksburg, Va., and currently resides with his wife, Rachel, in Northern Virginia.



RICHARD MANN II

PRO SCOUT


9TH NFL SEASON // 6TH WITH REDSKINS

Richard Mann II is entering his sixth season with the Washington Redskins as a pro scout. In addition to the weekly advance scouting of Redskins opponents, he is responsible for assisting in the evaluation and writing of player reports on potential talent in NFL free agency, the Canadian Football League and the Arena Football League.

Mann spent his first three seasons with the Tampa Bay Buccaneers, where he served as a personnel assistant in 2007 and 2008 and a college personnel assistant in 2009. With the Buccaneers, he was able to work with his father, NFL coach Richard Mann, a veteran of 30-plus NFL seasons who currently serves as wide receivers coach for the Pittsburgh Steelers.

A return specialist at Salisbury University, Mann earned his bachelor's degree in interpersonal communication with a minor in marketing before receiving his master's degree in sports leadership from Duquesne University in June 2008. Mann was a three-year member of the football team at Salisbury, earning All-Conference honors in 2002, while averaging 31.8 yards per kickoff return.

His first NFL experiences came in the summer of 1994 as equipment assistant with the Cleveland Browns & in 2003 as a pro personnel intern with the Baltimore Ravens. He and his wife, Chenel, have one son, Richard Mann III, and one daughter, Liliana, and reside in Leesburg, Va.



JOSH WASHBURN

BLESTO SCOUT

5TH NFL SEASON // 4TH WITH REDSKINS

Josh Washburn enters his fifth NFL season and his fourth with the Redskins in 2015. Washburn spent the 2012 season with the Redskins as a scouting intern before being promoted to a player personnel assistant in 2013. He was promoted to Pro Scout during the 2014 offseason and added BLESTO scouting duties during the 2015 offseason.

Washburn is responsible for the evaluation and writing of player reports on potential talent in NFL free agency, in addition to weekly advance scouting of Redskins opponents. He will also oversee scouting of the Canadian Football League as well as colleges in the Mid-Atlantic region.

Prior to joining the Redskins, Washburn spent the 2011 season as a scouting intern for the Tennessee Titans.

Washburn graduated with a degree in exercise and sports science from North Carolina, where played wide receiver for the Tar Heels and was a member of the 2008-09 Atlantic Coastal Conference Honor Roll. He also earned a master's degree in sports administration from the University of Miami in 2011, where he was an intern in the football team's recruiting department.

Washburn is originally from Concord, N.C., and currently resides in Northern Virginia.

FRONT OFFICE (CONT.)



DARRYL FRANKLIN

PRO SCOUT

8TH NFL SEASON // 4TH WITH REDSKINS

Darryl Franklin is entering his fourth season with the Redskins as a Pro Scout after serving as the team's BLESTO Scout from 2012-14.

During the 2010-11 seasons, Franklin was based in Jacksonville, Fla., as a scouting assistant for BLESTO. He spent the 2009 season as an intern for BLESTO before becoming full-time. Franklin spent the 2008 season with the Detroit Lions as a player personnel intern, aiding in both college and pro scouting. He assists in evaluating prospects from other NFL teams and is responsible for scouting Canadian Interuniversity Sport prospects.

Prior to entering the NFL, Franklin spent three years as a graduate assistant at Central Michigan, where he gained experience initially helping with the defense before later assisting with the offense. While at Central Michigan, Franklin earned a Master's of Science in Administration with a sport concentration. He completed his master's project on predicting NFL career longevity using combine results.

Franklin earned undergraduate degrees at the University of Missouri, majoring in broadcast journalism and political science. He also served as a student assistant for the Tigers' football team, primarily working with the school's recruiting coordinator and quarterbacks coach.

Originally from Toronto, Franklin attended Mount Hebron High School in Ellicott City, Md., where he helped out as the football team's student assistant.



KYLE SMITH

AREA SCOUT

6TH NFL SEASON // 6TH WITH REDSKINS

Kyle Smith is entering his sixth season with the Redskins after having been hired full-time as an area scout on June 15, 2011. Smith now oversees the team's scouting efforts in the Southeast region.

Smith entered the NFL as a scouting intern with the Redskins in 2010. He graduated from Youngstown State, where he was twice named honorable mention all-conference while playing wide receiver and punt returner from 2002-05. He ranks 11th in program history in career receptions (101) and receiving yards (1,534), third in punt returns (56) and fourth in punt return yards (377). Smith also owns the school record for consecutive games with a reception (30).

As a senior, Smith was elected a team captain and earned the team's Most Valuable Player Award. Following the season he was invited to play in the 2006 Hula Bowl All-Star Game. Smith signed as a college free agent with the Minnesota Vikings, where he spent part of the 2006 offseason. In January of 2007, he was signed by Tampa Bay, which allocated him to NFL Europa's Berlin Thunder. He later had practice squad stints in the Arena Football League and Canadian Football League.

Smith was born in Warwick, R.I., and raised in Buffalo, N.Y. He currently resides in Atlanta. He is the son of long-time NFL executive A.J. Smith.



TIM GRIBBLE

AREA SCOUT

16TH NFL SEASON // 14TH WITH REDSKINS

Tim Gribble is entering his 16th season in the NFL and 14th with the Redskins in 2015. Gribble has spent the past nine seasons as an area scout with Washington and now oversees scouting operations in the Midlands region.

Gribble originally joined the Redskins in 2002 and served as a pro personnel assistant and added responsibility as the team's Northeast scout in 2003. Before coming to Washington, he spent two seasons with the Pittsburgh Steelers as an assistant in the scouting department.

Prior to joining the NFL, he was an assistant coach for his alma mater, Duquesne University. He served as the Dukes' special teams coordinator (1996-2000), defensive line coach (1996-98) and running backs coach (1998-2000).

Gribble was a four-year starter (1992-96) at fullback and team captain at Duquesne. He also played baseball for the Dukes. He earned dual degrees in psychology and sociology.



COLE SPENCER

AREA SCOUT

6TH NFL SEASON // 6TH WITH REDSKINS

Cole Spencer enters his sixth season with the Redskins and his fourth season as an area scout for the team. Spencer oversees scouting operations in the Midwest region.


Spencer originally joined the Redskins in 2010 and served as a scouting intern where he assisted in advance scouting and evaluation of NFL personnel. He also helped coordinate free agent workouts and college player visits.

Prior to entering the NFL, Spencer worked at Eastern Illinois for a year as a Football Operations and Defensive Quality Control Assistant.

Spencer graduated with a degree in economics and a minor in history from Northern Illinois University where he played tight end before injury cut his playing career short. He played for Olentangy H.S., near Columbus, Ohio, where he grew up.

Spencer learned the game at a young age from his father, Tim, who is currently the running backs coach for the Tampa Bay Buccaneers. His brother, Evan, is a wide receiver who was selected by the Redskins in the sixth round of the 2015 NFL Draft.

FRONT OFFICE (CONT.)



**DAVID
WHITTINGTON**
AREA SCOUT


7TH NFL SEASON // 7TH WITH REDSKINS

David Whittington enters his seventh season with the Washington Redskins in 2015.

Whittington is responsible for scouting and evaluating college players in the Southwest region. Whittington spent two seasons serving as the team's BLESTO scout, as well as assisting with scouting college players in the Northeast region. He spent 2009 as an intern in the personnel department where he assisted both the college and pro scouts with advance scouting. He also coordinated free agent and college player visits.

Whittington was a three-year letter winner at Vanderbilt where he played fullback and defensive line and was a member of the 2007 Southeastern Conference Academic Honor Roll. He graduated from Vanderbilt in 2008 with a degree in human and organizational development.

Whittington is originally from Lafayette, La., and currently resides in Houston, Texas.



MATT EVANS
AREA SCOUT

2ND NFL SEASON // 2ND WITH REDSKINS

Matt Evans enters his second NFL season in 2015 after joining the Redskins during the 2014 offseason. He currently oversees scouting operations in the Northeast region.

Evans originally joined the Redskins in 2014 as a Player Personnel Assistant, during which time he assisted with advance scouting of Redskins' opponents, evaluating players in free agency and writing descriptions of draft prospects. He transitioned into area scouting in 2015.

In 2013, Evans participated in rookie minicamps with the New England Patriots and the Philadelphia Eagles after completing a decorated collegiate playing career at the University of New Hampshire from 2008-12.

Evans was a four-year standout at linebacker at New Hampshire, posting a school-record 460 career tackles and becoming only the fifth player in UNH history to have his jersey number (No. 52) retired. The three-time Walter Camp All-American earned the Buck Buchanan Award, given annually to the most outstanding defensive player in the Football Championship Subdivision, in 2011.

Evans graduated with a bachelor's degree in business administration in December 2012. He is a native of Hanover, Mass.



JIM ZECHES
AREA SCOUT

15TH NFL SEASON // 11TH WITH REDSKINS


Jim Zeches enters his 15th season in the National Football League and 11th as an area scout with the Redskins in 2015. He currently oversees scouting operations in the West region.

Prior to joining the Redskins in 2005, he spent the four preceding seasons in the same capacity with the San Francisco 49ers.

Zeches brings 28 years of coaching experience to his front office role. He joined the 49ers staff in 2001 after spending 12 years in various positions at Washington State University. In addition to his coaching responsibilities, he served as the recruiting coordinator for the Cougars during the last seven years of his tenure. He originally joined Washington State's staff in 1989 as defensive line coach. He also coached the outside linebackers from 1991-98, and coached the tight ends in his final two seasons with the Cougars.

A Los Angeles native, Zeches earned two varsity letters while playing center at Cal-State Northridge (1971-72). Following five years of coaching preps, Zeches served as a graduate assistant at UCLA from 1978-80 under Terry Donahue. He joined head coach Dennis Green's staff at Northwestern in 1981, coaching the defensive line until 1986. From 1987-88, Zeches coached inside linebackers at Weber State.

Zeches and his wife, Kathy, have a son, Brian, who was hired by the Redskins as an Administrative Assistant in the 2014 offseason.



BRIAN ZECHES
SCOUTING COORDINATOR

3RD NFL SEASON // 2ND WITH REDSKINS

Brian Zeches enters his third NFL season and his second with the Redskins in 2015 after joining the team during the 2014 offseason.

Zeches joined the Redskins after working for DVSPORT, Inc., a company that provides digital video acquisition, analysis and playback software designed specifically for the sports market. He previously served as a scouting assistant for the Kansas City Chiefs in 2012.

Zeches' background also includes having coached running backs at Weber State for two seasons from 2010-11. In addition, he previously worked as a graduate assistant at the University of New Mexico from 2006-07 and at UTEP from 2008-09.

Zeches began his collegiate career at the University of Illinois before transferring to Idaho State, where he played quarterback for three seasons. His father, Jim, is currently one of the Redskins' area scouts.

ATHLETIC TRAINING



LARRY HESS

HEAD ATHLETIC TRAINER

14TH NFL SEASON // 14TH WITH REDSKINS

Larry Hess is entering his 14th season with the Washington Redskins and his fifth as Head Athletic Trainer in 2015. He previously spent four seasons as the Redskins Director of Rehabilitation (2006-09) after originally joining the club as Physical Therapist/Assistant Athletic Trainer (2002-05).

Hess oversees the team's athletic training and medical needs and works as a liaison to the coaching staff and front office. In his previous role, Hess directed and implemented the team's rehabilitation program, ensuring athletes' healthy return to the playing field and preventing future injury.

In addition to his responsibilities with the Redskins, Hess also extends his knowledge and first-hand experience to colleagues and peers by delivering presentations and talks on injuries and conditions that he has encountered through his work with the team.

Hess is a certified strength and conditioning specialist. From 2012-13, he served as the Director of Internal Education for the Professional Football Athletic Trainers Society (PFATS). In 2014, he was appointed President of PFATS Research and Education Foundation.

Hess originally entered the NFL with the Miami Dolphins in 1998 as a training camp intern. He spent three seasons working with the Dolphins during training camp, mini-camps and on game days. He also served as the head athletic trainer at Dunbar High School in Fort Myers, Fla.

A native of Pittsburgh, Hess earned his bachelor's degree in life science in 1998 and his master's degree in physical therapy in 2001, both from Nova Southeastern University in Ft. Lauderdale, Fla. He and his wife, Beth, have three sons, Matthew, Zachary and Jonathan. The family resides in Leesburg, Va.



ELLIOTT JERMYN

PHYSICAL THERAPIST/
ASSISTANT ATHLETIC TRAINER

8TH NFL SEASON // 8TH WITH REDSKINS

Elliott Jermyn is entering his eighth season with the Redskins as the team's Physical Therapist/Assistant Athletic Trainer in 2015.


Prior to joining the Redskins, Jermyn spent six years as a physical therapist at an outpatient sports medicine clinic in Bethesda, Md., where he specialized in sports-related injuries and spinal conditions.

Jermyn is a Licensed Physical Therapist, Certified Athletic Trainer and Certified Strength and Conditioning Instructor. He specializes in orthopedic rehabilitation, manual management of chronic pain syndromes, dry needling and post-surgical recovery.

He graduated from Penn State in 1996 with a degree in kinesiology. While in college, he worked as an athletic trainer on the Nittany Lions 1994 and 1995 football teams. He also earned a physical therapy degree from George Washington University in 2001.

Jermyn worked with the Australian Olympic Sailing Team in Sydney, Australia in 2001. He is a member of the National Athletic Training Association and the American Physical Therapy Association.

Jermyn resides in Leesburg, Va., with his wife, Holly.



KYLE BLACKMAN

ASSISTANT ATHLETIC
TRAINER

6TH NFL SEASON // 6TH WITH REDSKINS

Kyle Blackman is entering his sixth NFL season and his fifth as the Redskins as an Assistant Athletic Trainer in 2015.

Prior to joining the Redskins as an intern during the 2010 season, Blackman served as a Graduate Assistant to the athletic training staff at Troy University (Ala.). He worked with the Troy football program from 2008-10 while pursuing a master's degree in Sport and Fitness Administration.

In 2007, he received his undergraduate degree in Athletic Training with minors in Fitness and Coaching from Franklin College (Ind.). In between, he worked as the Head Athletic Trainer for the Colorado Crush of the Arena Football League. At 23 years old, Blackman was the youngest head trainer in the AFL.

Blackman is a Certified Athletic Trainer and a member of the National Athletic Training Association. In addition, he is a member of the Pro Football Athletic Trainers Society.

He is a native of Crown Point, Ind. He and his wife, Amanda, have one son, Luke.



DOUG QUON

ASSISTANT ATHLETIC
TRAINER

5TH NFL SEASON // 2ND WITH REDSKINS

Doug Quon is entering his fifth NFL season and his second with the Washington Redskins as an Assistant Athletic Trainer in 2015.

Quon assists in the management of care, prevention, recognition/evaluation of injuries, treatment and rehabilitation of all players and team personnel. He also maintains the ImPACT concussion testing database in compliance with the National Football League and coordinates training internships, inventory of supplies and medical information.

Prior to joining the Redskins, Quon served as an assistant athletic trainer at the University of California, Irvine in 2013-14 after spending the 2012 NFL season as a seasonal assistant athletic trainer with the Jacksonville Jaguars. His previous NFL experience also includes having served as a summer intern for the Kansas City Chiefs in 2006 and serving as a seasonal intern for the Chiefs for the 2007 season.

Quon served as a graduate athletic training intern from 2009-10 at the University of Hawaii, specifically working with the men's football and volleyball teams. In addition, Quon worked with Texas Tech's football program and assisted with player care while earning his master's degree from the university in athletic training. He earned his undergraduate in psychology social behavior from UC Irvine in 2006.

Quon, a native of Agoura Hills, Calif., is a Certified Athletic Trainer and a member of the National Athletic Trainers' Association. In addition, he is a member of the Professional Football Athletic Trainers Society.

EQUIPMENT



ANDERS BEUTEL
HEAD EQUIPMENT
MANAGER


19TH NFL SEASON // 15TH WITH REDSKINS

Anders Beutel is entering his 15th season with the Washington Redskins and his second as the team's Head Equipment Manager after being named to his current position on February 14, 2014. His roles in the department includes the purchase and maintenance of all team equipment, as well as outfitting players, coaches and other football staff for practices and games. He also provides jerseys and equipment for special community service and media events throughout the year.

Previously, Beutel assisted in the distribution and maintenance of equipment and uniforms, as well as helping the Washington coaching staff on the practice field.

Beutel originally joined the Redskins in 2001 after spending four seasons as an equipment assistant for the Tampa Bay Buccaneers from 1997-2000. He also spent several years in NFL Europe, as an assistant equipment manager for the Frankfurt Galaxy in 1997, and as head equipment manager for the Amsterdam Admirals in 1998 and 1999.

Beutel is originally from River Falls, Wis., and now resides with his wife, Kerry, and daughter, Haylen, in Leesburg, Va.



SCOTT ROTIER
ASSISTANT EQUIPMENT
MANAGER

8TH NFL SEASON // 2ND WITH REDSKINS

Scott Rotier is entering his second season as the Redskins' Assistant Equipment Manager in 2015 after joining the team during the 2014 offseason. Rotier is responsible for helmet and shoulder pad maintenance along with shoe and glove assignments.

Rotier joined the Redskins after spending six seasons with the San Francisco 49ers as an assistant equipment manager. Rotier also spent time in the Washington, D.C. area prior to his time with the 49ers as head equipment manager at Episcopal High School in Alexandria, Va., from 2007-08.

Rotier graduated from Western Michigan University with a degree in business management. While attending Western Michigan, Rotier worked as the student equipment manager for the Bronco football team. Additionally, Rotier served as an equipment intern with the Detroit Lions in 2006.

Rotier was born and raised in Kent City, Mich., and now resides with his wife, Jackie, his daughter, Eva, and their dog, Sadie, in Leesburg, Va.



PAT COLEMAN
EQUIPMENT ASSISTANT

4TH NFL SEASON // 2ND WITH REDSKINS

Pat Coleman is entering his second season as the Redskins' Equipment Assistant in 2015.

Coleman is responsible for handling equipment-related details for practices, pre-game activities as well as performing locker room and laundry maintenance.

Previously, Coleman worked as an Equipment Staff Assistant for the Miami Dolphins during the 2011 season. In 2012, Coleman became the Head Equipment Manager at Gardner-Webb University before spending the 2013 season with the Jacksonville Jaguars' equipment staff.

Coleman attended the University of Mississippi from 2006-10, earning a bachelor of exercise science degree in December 2010. During his time as a student, Coleman worked with the Tampa Bay Buccaneers during the team's training camp in 2010.

Coleman is originally from Louisville, Miss., and now resides in Ashburn, Va.

STAFF BIOS

VIDEO




MIKE BRACKEN
VIDEO DIRECTOR

17TH NFL SEASON // 16TH WITH REDSKINS

Mike Bracken is entering his 16th season with the Washington Redskins and his 11th as the head of the video department in 2015. His responsibilities include overseeing the daily operations, including assisting the coaching and scouting staffs with game tape and player highlights. Bracken conducts the editing of video from all practices and games, produces “cut-ups” of upcoming opponents, and creates highlight tapes for use in meetings throughout the season. He is also in charge of purchasing and maintaining video and digital equipment.

Bracken joined the Redskins after serving as video coordinator for the University of South Carolina men’s basketball team for the 1999-2000 season and the University of Southern California men’s basketball and football teams in 1998. He originally entered the National Football League as a video intern with the Philadelphia Eagles (1997-98).

Bracken graduated from Lycoming College where he played defensive back and helped his team to two conference titles. A native of Clifton Heights, Pa., Bracken and his wife, Dawn Marie, have three children: daughter, Erin Marie, and sons, Tripp and Aidan. The family resides in Leesburg, Va.



ZACHARY KENNEDY
VIDEO ASSISTANT

6TH NFL SEASON // 6TH WITH REDSKINS

Zachary Kennedy joined the Redskins during the 2010 offseason and is entering his sixth season as a video assistant in 2015.

Kennedy is responsible for filming and editing all of the Redskins’ games and practices. He also helps the team’s defensive coaching and personnel staffs in game and practice preparation.

Kennedy joined the Redskins following a season at the University of Tennessee in 2009, where he served as the football program’s video intern. Prior to working for the Volunteers, Kennedy held an internship with Florida State in the spring of 2009, where he worked with the football, baseball and softball teams.

While a student at the University of Central Florida from 2004-08, Kennedy worked as a student videographer for all sports. He graduated with a bachelor’s degree in interpersonal/organization communication.

Kennedy was born in Baltimore and raised in Jacksonville, Fla.



MIKE ADAMS
VIDEO ASSISTANT


6TH NFL SEASON // 6TH WITH REDSKINS

Mike Adams enters his sixth NFL season in 2015 as a video assistant for the Redskins. Adams is responsible for filming and editing all of the Redskins’ games and practices.

Adams started as an intern in the video department during the 2010 season before joining the staff on a full-time basis in 2011. Prior to joining the Redskins, he attended Howard University from 2005-10, where he played football for four years.

As a senior at Howard, he worked as a coaching assistant, handling video for the football team. He graduated with a bachelor’s degree in business management.

Adams is a native of Marietta, Ga.



JULIAN HINES
VIDEO ASSISTANT

2ND NFL SEASON // 1ST WITH REDSKINS

Julian Hines is entering his second NFL season and his first with the Redskins as a video assistant in 2015.


Hines is responsible for recording practices and providing video to coaches, as well as editing and producing the team’s highlight reel.

Hines joined the Redskins during the 2015 offseason. Prior to joining the team, Hines worked as an intern in the Philadelphia Eagles’ video department during the 2014 season.

Hines earned his bachelor’s degree in physical education with a concentration in Coaching from Alabama State University. During his college career, he served as an assistant video coordinator for the football program for three years.

Hines was born and raised in Oxon Hill, Md.

CULINARY NUTRITION



JON MATHIESON

EXECUTIVE CHEF

3RD NFL SEASON // 3RD WITH REDSKINS

Jon Mathieson is entering his third season as the Redskins' Executive Chef in 2015.

Mathieson has more than 25 years of experience in the culinary industry. His responsibilities at the Redskins include menu creation, budget overview, training and overseeing the kitchen staff while working with the team nutritionist to provide healthy meal options.


After graduating from the Culinary Institute of America in 1988, Mathieson began a dynamic career, starting as an apprentice under Chef Seppi Renggli at the Four Seasons in New York City, N.Y. His career also includes positions at La Laurier in New York City, the Homestead Inn in Greenwich, Conn., and New York's acclaimed Le Bernardin.

During his tenure as Chef de Cuisine at Lespinasse Restaurant in New York City from 1993-98, Mathieson learned the inner workings of a world-famous restaurant, and over the course of five years rose from the position of Chef de Partie to Chef de Cuisine. During Mathieson's tenure, Lespinasse received four stars from The New York Times, The Five-Diamond Award from AAA, and was rated the No. 3 restaurant in the country by Wine Spectator Magazine.

In 1999, Mathieson accepted the position as Executive Chef at Stonehedge Inn in Tyngsboro, Mass. He developed a "new French" menu for Silks, the Inn's acclaimed restaurant, and received rave reviews and national recognition, including a DiRona Award, three stars from the Boston Globe and four diamonds from the AAA.

In 2005, Mathieson was the Chef de Cuisine at 2941 Restaurant in Falls Church, Va. Mathieson was instrumental in raising the level of culinary talent and cuisine at the restaurant, helping establish 2941 as one of the most recognized restaurants in the D.C. Metro area. From 2008-10, Mathieson served as the Executive Chef and Co-Owner of Inox restaurant in McLean, Va. After Inox, Mathieson served as the Executive Chef of Michel in McLean, Va., and later became Chef de Cuisine at BLT Steak in Washington, D.C., from 2012-13.

Mathieson is originally from New York and now resides in Vienna, Va.



CONNOR MCGUIRE

SOUS CHEF

3RD NFL SEASON // 3RD WITH REDSKINS

Connor McGuire is entering his third season as the Redskins' Sous Chef in 2015.

McGuire serves as the assistant to Executive Chef Jon Mathieson. Beyond food preparation, his day-to-day responsibilities with the Redskins include assisting with ingredient orders and training kitchen staff.

McGuire attended Virginia Tech from 2006-10, earning a Bachelor of Science degree in Consumer Foods. During that time, he assisted Columbia Country Club in Chevy Chase, Md., during the summer months.

After graduation, McGuire worked as Chef de Partie at Michel by Michel Richard in McLean, Va. From 2012-13, McGuire worked as the Office Manager at BLT Steak, located in Washington D.C. His responsibilities included assisting with budgeting, customer service inquiries and serving as a liaison to the restaurant's corporate headquarters.


McGuire was born and raised in Washington D.C., and is a graduate of St. John's College High School. He now resides in Falls Church, Va.



PLAYER BIOS



VETERANS




DAVID AMERSON

CORNERBACK
6-1 | 205
DOB: 12/8/91



3RD NFL SEASON
NORTH CAROLINA STATE
DUDLEY H.S. (GREENSBORO, N.C.)



MILESTONES

NFL debut: 9/9/13 (vs. PHI)... **First INT:** 9/29/13 (at OAK, Matt Flynn)...
First INT TD: 9/29/13 (at OAK, Matt Flynn, 45 yards)

TRANSACTIONS

Selected by the Washington Redskins in the second round (51st overall) of the 2013 NFL Draft.

PRO

Was the Redskins' top selection in the 2013 NFL Draft... Made his NFL debut in the 2013 season opener at only 21 years of age... Played in all 16 games as a rookie, starting eight times and contributing frequently in the slot... Enters 2015 having posted 108 tackles (91 solo) and two interceptions in 31 career games across the 2013-14 seasons.

YEAR-BY-YEAR

2014 (REDSKINS)

Started all 15 games in which he appeared, missing only the team's Week 12 game at SF. Posted a career high 61 tackles (52 solo) on the year... Started at HOU (9/7), tying for third on the team with five tackles (all solo)... Started vs. JAX (9/14), registering four solo tackles and two passes defended... Recorded four tackles (all solo) in a start at PHI (9/21)... Started and accrued eight tackles (six solo) vs. NYG (9/25)... Made three solo tackles in a start vs. SEA (10/6)... Made two solo tackles (one for loss) in a start at ARI (10/12) before exiting with a concussion... Started and recorded two solo tackles in a win vs. TEN (10/19)... Started in an overtime win at DAL (10/27), making four solo tackles... Started and contributed five solo tackles and a pass defended at MIN (11/2)... Started and accrued five tackles (three solo) vs. TB (11/16)... Inactive at SF (11/23)... Started and recorded a solo tackle and a pass defended at IND (11/30)... Started and made three tackles (two solo) vs. STL (12/7)... Started and registered six tackles (four solo) at NYG (12/14)... Started and recorded five tackles (four solo) and batted down a Hail Mary attempt in a win vs. PHI (12/20)... Recorded four tackles (three solo) and a pass defended in a start vs. DAL (12/28).

2013 (REDSKINS)

Appeared in all 16 games during his rookie season, earning eight starts... Made 47 tackles (39 solo) and recorded two interceptions, including his first, which he returned 45 yards for a touchdown... Started at cornerback in his NFL debut vs. PHI (9/9), registering four tackles (two solo) and a pass defended... Had six tackles (five solo) at GB (9/15)... Started as the team's third cornerback vs. DET (9/22) and posted three tackles (two solo) with two passes defended... Recorded his first career interception at OAK (9/29), returning it 45 yards for a touchdown. The 45-yard interception return for touchdown by Amerson was the longest by a Redskins' rookie since cornerback Champ Bailey scored on a 59-yard interception return at Arizona on Oct. 17, 1999... Posted a solo tackle at DAL (10/13)... Tied for second on the team with five tackles (three solo) and added a pass defended vs. CHI (10/20)... Started at DEN (10/27), contributing three solo tackles and a pass defended... Started and recorded six tackles (five solo) and the second interception of his career vs. SD (11/3)... Saw action in a reserve role at MIN (11/7)... Started and posted five solo tackles at PHI (11/17)... Contributed

a solo tackle vs. SF (11/25)... Recorded three tackles (two solo), a forced fumble and a pass defended vs. NYG (12/1)... Started and finished with two solo tackles vs. KC (12/8)... Started and recorded three solo tackles at ATL (12/15)... Started and made two solo tackles vs. DAL (12/22)... Posted two tackles and two passes defended at NYG (12/29).

COLLEGE

Started the final 35 of his 39 games at North Carolina State... Recorded 18 interceptions for 293 yards in returns (16.3 avg.) and three touchdowns... His 18 interceptions tied John Talley of Duke (2003-06) for third on the ACC's all-time list... His three interception returns for touchdowns are the most in school history and one shy of the ACC career-record of four... Recorded 169 tackles (131 solos) and two stops for loss in his career... Recovered one fumble, deflected 18 passes and gained 42 yards on a pair of kickoff returns... Won 12 of the 14 games in which he had at least one interception... As a junior in 2012, was named to the All-ACC second team, recording five interceptions and a career-high 60 tackles (48 solos) in 13 games started... As a sophomore in 2011, earned All-American and All-ACC honors as he set school and league season records with 13 interceptions with 205 return yards, including two touchdowns. His 13 picks led the nation... Recipient of the Jack Tatum Award after the season, given annually to the nation's top defensive back... Named the College Football Performance Awards Defensive Back of the Year... The 13 interceptions tied George Shaw of Oregon (1951) for the second-most interceptions in major college history, one shy of Washington's Al Worley (14 in 1968)... Became just the third player in conference history to intercept at least 10 passes, (North Carolina's Dre Bly - 11 in 1996, and Maryland's Bob Sullivan - 10 in 1965)... In 2010, was one of just five true freshmen to start a game for the Wolfpack, playing in 13 games with nine starts... Finished with 50 tackles (39 solos) and one pass deflection on defense.

PERSONAL

Attended Dudley H.S. in Greensboro, N.C... Starred as a safety and running back... Received a four-star rating and was ranked as the nation's 16th-best safety and sixth-best overall prospect in the state of North Carolina by Rivals.com... Was also named to the 2009 NCPreps.com 4A all-state football team... As a junior, he recorded 60 tackles and nine interceptions... In his senior campaign, produced 55 tackles and six picks... Also averaged 14 yards per punt return that season and excelled in the classroom, graduating with a 3.5 grade-point average... Was a sociology major... Participated in the Get the Ball Rolling Flag Football Experience with 120 middle school students at Redskins Park in 2014... Is the son of Tawanna Taylor... Born Dec. 8, 1991 in Honolulu, Hawaii.

YEAR-BY-YEAR STATS

DEFENSE

Year	Team	G	GS	Tack	Solo	Sack	INT	PD
2013	Was	16	8	47	39	0	2	10
2014	Was	15	15	61	52	0	0	7
Career		31	23	108	91	0	2	17

**Tackle stats according to STATS, LLC*

ADDITIONAL

INT Touchdowns: 1 in 2013



CHRIS BAKER

DEFENSIVE LINEMAN
6-2 | 325
DOB: 10/8/87



4TH NFL SEASON
HAMPTON
WINDSOR H.S. (WINDSOR, CONN.)

MILESTONES

NFL debut: 11/9/09 (vs. PIT)... **First NFL start:** 12/15/13 (at ATL)... **Redskins debut:** 9/23/12 (vs. CIN)... **First sack:** 10/20/13 (vs. CHI, Jay Cutler)

TRANSACTIONS

Signed as a college free agent by the Denver Broncos on April 27, 2009... Waived by the Broncos on Sept. 3, 2010... Signed by the Miami Dolphins to the practice squad on Oct. 7, 2010... Signed to the Dolphins active roster on Nov. 26, 2010... Waived by the Dolphins on July 31, 2011... Signed by the Washington Redskins to the practice squad on Sept. 5, 2011... Signed to Redskins active roster on Dec. 6, 2011.

PRO

Appeared in one game each for Denver (2009) and Miami (2010) before playing in 14 games with Washington in 2012... Played a career-high 15 games with the Redskins in 2013 and notched his first career sack... Enters 2015 credited by STATS, LLC with 81 tackles (48 solo), two sacks and two passes defended in 46 career games played with 15 starts.

YEAR-BY-YEAR

2014 (REDSKINS)

Started a career-high 12 games among his career-high-tying 15 games played. Posted career highs in total tackles (39), solo tackles (24) and added one sack... Started at left defensive end at HOU (9/7), contributing three tackles (two solo)... Started at nose tackle vs. JAX (9/14), making three solo tackles... Started at nose tackle and recorded two tackles (one solo) at PHI (9/21)... Made three tackles (one solo) vs. NYG (9/25)... Started at nose tackle and contributed three tackles (one solo) vs. SEA (10/6)... Added three solo tackles in a start at nose tackle at ARI (10/12)... Recorded a solo tackle vs. TEN (10/19)... Started in an overtime win at DAL (10/27), making two tackles (one solo)... Started and recorded three tackles (one solo) at MIN (11/2)... Started on defense vs. TB (10/16)... Inactive at SF (11/23)... Recorded three tackles (two solo) at IND (11/30)... Started at nose tackle and recorded five tackles (four solo, two for loss) and his first sack of the season vs. STL (12/7)... Started and made five tackles (two solo) at NYG (12/14)... Started at nose tackle and contributed two tackles (one solo) vs. PHI (12/20)... Started and contributed two solo tackles vs. DAL (12/28).

2013 (REDSKINS)

Played in a career-high 15 games and made three starts... Had an assisted tackle in reserve action vs. PHI (9/9)... Saw action as a reserve at GB (9/15)... Inactive vs. DET (9/22)... Had three assisted tackles in reserve at OAK (9/29)... Had a solo tackle in reserve at DAL (10/13)... Registered three tackles (two solo), including his first career sack vs. CHI (10/20)... Had a solo tackle in reserve at DEN (10/27)... Contributed on defense and special teams vs. SD (11/3)... Had an assisted tackle at MIN (11/7)... Posted two tackles at PHI (11/17)... Had a career-high three solo tackles vs. SF (11/25)... Saw action in reserve vs. NYG (12/1)... Had an assisted tackle vs. KC (12/8)... Made his first NFL start at ATL (12/15), collecting four tackles (three solo) and a pass defended... Started and made an assisted tackle vs. DAL (12/22)... Started at NYG (12/29), recording a career-high seven tackles (six solo), including three for loss.

2012 (REDSKINS)

Appeared in 14 regular season games, registering 26 tackles (14 solo), four quarterback pressures and a pass defended, all as credited by the coaching staff... Was inactive for the team's season-opening win at NO (9/9) and at STL (9/16)... Made his Redskins debut vs. CIN (9/23), making one solo tackle... Saw action on the defensive line in win at TB (9/30) and vs. ATL (10/7)... Had one solo tackle vs. MIN (10/14)... Had two tackles in reserve at NYG (10/21)... Had a solo tackle in reserve at PIT (10/28)... Had two tackles in reserve vs. CAR (11/4)... Had a pass defended in a win vs. PHI (11/18)... Saw action in reserve in a Thanksgiving Day win at DAL (11/22)... In a win vs. NYG (12/3) on Monday Night Football, registered three tackles (one solo) in reserve action... Had three tackles (one solo) in a win vs. BAL (12/9)... Had a solo tackle in a win at CLE (12/16)... Saw action on defense and special teams in a win at PHI (12/23)... Had an assisted tackle in a division-clinching win vs. DAL (12/30)... Had an assisted tackle in the NFC Wild Card Round vs. SEA (1/6).

2011 (REDSKINS)

Added to the Redskins' practice squad on Sept. 5... Promoted to the active roster on Dec. 6, but was placed on the Reserve/Injured list a week later with a quadriceps injury.

2010 (BRONCOS/DOLPHINS)

Joined the Dolphins' practice squad on Oct. 7... Saw action at OAK (11/28).

2009 (BRONCOS/DOLPHINS)

Entered the NFL as a college free agent with the Broncos... Appeared in one game vs. PIT (11/9).

COLLEGE

Posted 69 tackles (32 solo), 8.5 sacks (60 yds.) and one blocked kick in 11 games, with eight starts in one season at Hampton University in 2008 after transferring... In 2006-07, played for Penn State University and registered 43 tackles (21 solo) and 4.5 sacks (37 yds.) in 20 games (8 starts) in two seasons... Helped the Nittany Lions rank seventh in the nation against the run (87.9 ypg) in 2007... Led the defensive line with 37 tackles while posting 4.5 sacks in 2007... Saw action in eight games for Penn State as a redshirt freshman in 2006.

PERSONAL

Played two seasons of football at Windsor H.S. in Windsor, Conn... Voted senior class president in high school... In 2014, attended Power Up to Read Celebrations at Oaklands Elementary School in Laurel, Md. and Winterpock Elementary in Chesterfield, Va. Also raised money for afterschool exercise and wellness programs with actor Matthew McConaughey and teammate Alfred Morris at the Movies with Morris event, and provided instruction for prospective student-athletes at the DBOA Football Camp... In 2013, helped the Washington Redskins Charitable Foundation and Macy's send 200 children back to school in style at the Macy's Back to School Shopping Spree. Also made a Play 60 Super School visit to Glebe Elementary School... In 2012, frequently participated in the team's 80th Anniversary Thank You Tour throughout Virginia, Maryland and Washington, D.C... Volunteered at the annual Redskins All-Star Survivors Celebration, an event that provides an afternoon of pampering for area women battling breast cancer... Was a featured panelist at the WRCF and Coca-Cola "4th & Life" program, an event for high school athletes that focuses on being successful on the field and in the classroom... Spoke to students about the importance of living a healthy lifestyle and led fitness stations at the WRCF and NFL's Play 60 Super School visit... Led exercise station at the WRCF Play 60 Mini-Combine... Christopher Isaiah Baker was born on Oct. 8, 1987, in Windsor, Conn... Nicknamed "Swaggy."

YEAR-BY-YEAR STATS

DEFENSE

Year	Team	G	GS	Tack	Solo	Sack	PD	FF	FR
2009	Den	1	0	0	0	0	0	0	0
2010	Mia	1	0	0	0	0	0	0	0
2012	Was	14	0	15	8	0	1	0	0
2013	Was	15	3	28	16	1	1	0	0
2014	Was	15	12	39	24	1	0	0	0
Career		46	15	81	48	2	2	0	0

**Tackle stats according to STATS, LLC*

POSTSEASON

2012 (WAS): 1 G, 1 assisted tackle

CAREER HIGHS

SINGLE-GAME

Total Tackles:	7, at New York Giants (12/29/13)
Solo Tackles:	6, at New York Giants (12/29/13)
Sacks:	1, twice, last vs. St. Louis (12/7/14)



BASHAUD BREELAND

CORNERBACK
5-11 | 197
DOB: 1/30/92



2ND NFL SEASON
CLEMSON
ALLENDALE-FAIRFAX H.S. (ALLENDALE, S.C)

HONOR ROLL

NFL.com All-Rookie Team (2014)

MILESTONES

NFL debut: 9/7/14 (at HOU)... **First NFL start:** 9/7/14 (at HOU)... **First INT:** 10/19/14 (vs. TEN, Charlie Whitehurst)

TRANSACTIONS

Selected by the Washington Redskins in the fourth round (102nd overall) of the 2014 NFL Draft.

PRO

Played in all 16 games as a rookie in 2014, making 15 starts. His 15 starts were the third-most by a rookie cornerback in Redskins history, trailing only Champ Bailey (16 in 1999) and Pro Football Hall of Famer Darrell Green (16 in 1983)... Named to Gil Brandt's 2014 All-Rookie Team... Enters 2015 credited by STATS, LLC with 62 career tackles (53 solo), 13 passes defended and two interceptions in 16 games with 15 starts.

YEAR-BY-YEAR

2014 (REDSKINS)

Started 15 of the 16 games in which he appeared as a rookie, posting 62 total tackles (53 solo), 14 passes defended, two forced fumbles and two interceptions. Became the first Redskins rookie to finish a season with sole possession for the team lead in interceptions since Fred Smoot in 2001... Made his NFL debut at HOU (9/7), starting as a third cornerback and registering a solo tackle... Started as a third cornerback vs. JAX (9/14)... Recorded three solo tackles and the first forced fumble of his career at PHI (9/21)... Started and made three solo tackles vs. NYG (9/25)... Registered three tackles (one solo) in a start vs. SEA (10/6)... Started and made five solo tackles at ARI (10/12)... Started and recorded his first career interception and a then-career-high five solo tackles vs. TEN (10/19)... Started and had a career day in an overtime win at DAL (10/27), recording career highs in tackles (six, all solo), passes defended (four) and matching a career high in forced fumbles (one). Had two red zone passes defended against Dez Bryant and secured the win by knocking down a Tony Romo pass on the final play of overtime... Started and notched five tackles (four solo) and two passes defended at MIN (11/2)... Started and made three tackles (two solo) vs. TB (11/16)... Started and contributed five tackles (four solo) and a pass defended at SF (11/23)... Started at IND (11/30) and notched four tackles (three solo)... Started and recorded two solo tackles and a pass defended vs. STL (12/7)... Started and notched five solo tackles and a team-high three passes defended at NYG (12/14)... Started and recorded four tackles (two solo) and a crucial late-game interception to set up the team's game-winning field goal drive vs. PHI (12/20)... Started and tied for the team lead with 10 tackles (eight solo) vs. DAL (12/28).

COLLEGE

Played at Clemson from 2010-13, compiling 159 tackles (8.5 for loss), three sacks, six interceptions, 20 pass breakups and two forced fumbles across in 37 career games with 24 starts... Earned second-team All-ACC honors from the media as a junior in 2013, playing 13 games (with 12 starts) and adding 74 tackles, four picks, two sacks, a team-high 13 pass breakups 13 games (12 starts). Tied for fifth in the ACC in interceptions... Appeared in 10 games with five starts as a sophomore in 2012, finishing the year with 32 tackles, a sack and three pass breakups... Had 53 tackles, two interceptions (returned for 93 yards) and four pass breakups during a redshirt freshman campaign that saw him start seven of the 14 games in which he appeared in 2011. Recorded first career interception at Maryland, a one-handed pick with Clemson down 35-17 that sparked the Tigers' rally to a 56-45 victory... Redshirted in 2009.

PERSONAL

Attended Allendale-Fairfax H.S. in Allendale, S.C., where he led his team to a 10-2 record as a senior. Rushed for 1,270 yards and 15 touchdowns that season and was an all-state selection by The State... Ranked as the No. 55 athlete in the nation and the No. 15 player in South Carolina by Rivals.com... Was also a starter on the basketball team and was one of the top track performers in South Carolina. Won a state title in the 400m hurdles as a sophomore and junior and helped his team to the state title in track as a junior... Majored in community recreation, sport, & camp management... Contributed to the Washington Redskins Charitable Foundation in 2014, stressing the importance of staying on the right path on a panel at the Fairfax Juvenile Detention Center, raising money for Redskins Read book drive and visiting hematology patients at a Washington, D.C. Ronald McDonald House... Has a daughter, Jaelle Nicole Breeland... Born Jan. 30, 1992.

YEAR-BY-YEAR STATS

DEFENSE

Year	Team	G	GS	Tack	Solo	Sack	INT	PD
2014	Was	16	15	62	53	0	2	14
Career		16	15	62	53	0	2	14

*Tackle stats according to STATS, LLC

ADDITIONAL

Fumbles Forced-Recovered: 2-0 in 2014

JORDAN CAMPBELL

FULLBACK
5-11 | 240
DOB: 6/29/88



1ST NFL SEASON
NEW MEXICO HIGHLANDS
NORCO (CALIF.) H.S.



TRANSACTIONS

Originally entered the NFL with the Cincinnati Bengals as a college free agent on May 1, 2013... Waived by the Bengals on August 25, 2013... Signed with the Kansas City Chiefs on January 11, 2014... Waived by the Chiefs on August 30, 2014... Signed to the Chiefs' practice squad on September 1, 2014... Released from the Chiefs' practice squad on September 9, 2014... Signed to the Chiefs' practice squad on September 17, 2014... Released from the Chiefs' practice squad on October 6, 2014... Signed with the Washington Redskins on January 9, 2015.

YEAR-BY-YEAR

2014 (CHIEFS)

Spent the offseason with the Chiefs and signed to their practice squad for two stints after being waived during final cuts.

2013 (BENGALS)


Signed with Cincinnati as an undrafted free agent but was waived on Aug. 25.

COLLEGE

Logged a pair of 100-tackle seasons as a linebacker at NCAA Division II New Mexico Highlands from 2011-12 after beginning his career at Southern California... Entered senior season as Rocky Mountain Athletic Conference preseason Defensive Player of the Year... Played 18 games at USC as a linebacker from 2007-09, registering 11 tackles... Appeared on both sides of the ball at New Mexico Highlands, posting 214 career tackles (87 solo) with 11 sacks and rushing 19 times for 88 yards for four touchdowns in 22 career games at the school.

PERSONAL

Attended Norco (Calif.) H.S., where he earned Super Prep All-America and Los Angeles Times All-Star honors... Was named the league's Defensive MVP as a senior... Senior honors included included Super Prep All-American, Prep Star All-American, Super Prep All-Farwest, Prep Star All-West, Cal-Hi Sports All-State first team, Long Beach Press-Telegram Best in the West honorable mention, Orange County Register Feb 15 second team, Tacoma News-Tribune Western 100, All-CIF Inland Division Defensive MVP, Los Angeles Times All-Star, Riverside Press-Enterprise All-Riverside County first team, Inland Valley Daily Bulletin All-Inland Valley first team... Born June 29, 1988.



TOM COMPTON

TACKLE
6-5 | 308
DOB: 5/10/89



3RD NFL SEASON
SOUTH DAKOTA
ROSEMOUNT H.S. (ROSEMOUNT, MINN.)

MILESTONES

NFL debut: 9/9/13 (vs. PHI)... First NFL start: 10/27/14 (at DAL)

TRANSACTIONS

Selected by the Washington Redskins in the sixth round (193rd overall) of the 2012 NFL Draft... Waived by the Redskins on August 31, 2012... Signed to the Redskins' practice squad on September 2, 2012... Promoted to the Redskins' active roster on December 5, 2012... Re-signed with the Redskins on February 27, 2015.

PRO

Enters 2015 having appeared in 31 career games with nine starts... Started the last nine games of the 2014 season at right tackle after having been used primarily on special teams early in his NFL career... Spent the majority of the 2012 season on the Redskins' practice squad.

YEAR-BY-YEAR

2014 (REDSKINS)

Played in all 16 games, starting each of the team's final nine games... Played on offense and special teams at HOU (9/7) and vs. JAX (9/14)... Contributed on special teams and as a tackle and eligible tight end at PHI (9/21), vs. NYG (9/25) and vs. SEA (10/6)... Played on offense and special teams at ARI (10/12)... Played 24 snaps at right tackle in addition to contributing on special teams vs. TEN (10/19)... Made first career NFL start at right tackle, helping Colt McCoy and the Redskins to 409 total yards in an overtime win vs. DAL (10/27)... Started at right tackle at MIN (11/2) and vs. TB (11/16)... Started at right tackle and helped Alfred Morris post 125 rushing yards at SF (11/23)... Started at right tackle and helped protect for Colt McCoy's career-high 392 passing yards at IND (11/30)... Started at right tackle vs. STL (12/7), at NYG (12/14), vs. PHI (12/20) and vs. DAL (12/28).

2013 (REDSKINS)

Played in 15 games... Made his NFL debut on special teams vs. PHI (9/9)... Played on special teams at GB (9/15), vs. DET (9/22), at OAK (9/29), at DAL (10/13), vs. CHI (10/20) and at DEN (10/27)... Played four plays on offense as an extra blocker vs. SD (11/3), including all three of fullback Darrel Young's touchdown runs... Contributed on offense and special teams at MIN (11/7)... Active but did not play at PHI (11/17)... Played on special teams vs. SF (11/25)... Contributed on offense and special teams vs. NYG (12/1)... Saw action on special teams vs. KC (12/8)... Played on offense and special teams at ATL (12/15)... Played on special teams vs. DAL (12/22) and at NYG (12/29).

2012 (REDSKINS)

Signed to the active roster from the practice squad in Week 13... Inactive vs. BAL (12/9) and at CLE (12/16)... Active but did not play at PHI (12/23)... Inactive vs. DAL (12/30)... Inactive in NFC Wild Card Round vs. SEA (1/6).

COLLEGE

After redshirting in 2007, started all 43 games for South Dakota during his time with the Coyotes from 2008-11... As a senior in 2011, started all 11 games, including helping the Coyotes to a 30-17 upset of top-ranked defending champion Eastern Washington... In 2010, was named an All-Great West Conference first-team selection... Started all 11 games at left tackle... Received USD's Most Valuable Lineman Award, helping the Coyotes average 150.9 rushing yards, 207.1 passing yards and 23.4 points per game... As a sophomore in 2009, was named All-Great West Conference honorable mention, starting all 10 games at right tackle for the Coyotes... Was an integral part of a USD offense that averaged 460 yards per game (fourth in the nation), 202 rushing yards per game (11th in the nation) and 258 passing yards per game (16th in the nation)... Was part of an offensive line that allowed just 10 sacks (10th in the nation)... In 2008, started all 11 games at right tackle on offensive line that helped the Coyotes rank in the top 10 nationally in scoring offense, total offense and rushing offense.

PERSONAL

Attended Rosemount (Minn.) H.S., where he was a two-year starter on the offensive line... Led his high school team to section championship and a state semifinal berth... Helped pave way for a 1,000-yard rusher... Decorated gingerbread houses with Pediatric Oncology patients at INOVA Fairfax in 2014... Son of John and Karen Compton... Born on May 10, 1989... Majored in Political Science at USD.

YEAR-BY-YEAR STATS

GAMES/STARTS

Year	Team	GP	GS
2013	Was	15	0
2014	Was	16	9
Career		31	9



WILL COMPTON

LINEBACKER
6-1 | 230
DOB: 9/19/89



2ND NFL SEASON
NEBRASKA
NORTH COUNTY H.S. (BONNE TERRE, MO.)

MILESTONES

NFL debut: 12/29/13 (at NYG)... **First NFL start:** 10/12/12 (at ARI)

TRANSACTIONS

Originally entered the NFL with the Washington Redskins as a college free agent on May 2, 2013... Waived on August 31, 2013... Signed to the Redskins' practice squad on September 1, 2013... Signed to the Redskins' active roster on December 24, 2013.

PRO

Former college free agent who made his NFL debut in Week 17 of the 2013 season and provided valuable depth in all 16 games in 2014... Enters 2015 credited by STATS, LLC with 52 tackles (35 solo) in 17 career games with five starts.

YEAR-BY-YEAR

2014 (REDSKINS)

Appeared in all 16 games, making five starts. Compiled 52 tackles (35 solo) on the year... Played on special teams at HOU (9/7)... Recorded a solo tackle vs. JAX (9/14)... Made a key special teams tackle at PHI (9/21)... Contributed two tackles (one solo) vs. NYG (9/25)... Made two solo tackles vs. SEA (10/6)... Made first career start at ARI (10/12), recording two tackles (both solo)... Started vs. TEN (10/19) and registered six tackles (four solo)... Contributed on defense and special teams in an overtime win at DAL (10/27), adding an assisted tackle... Played on defense and special teams at MIN (11/2)... Contributed an assisted tackle vs. TB (11/16)... Played on special teams at SF (11/23)... Contributed on defense and special teams at IND (11/30)... Earned third start of the season and posted a then-career-high 14 tackles (nine solo) vs. STL (12/7)... Started at NYG (12/14), finishing second on the team with nine tackles (five solo)... Recorded a career-high 15 tackles (11 solo) in a start vs. PHI (12/20)... Played on defense and special teams vs. DAL (12/28).

2013 (REDSKINS)

Spent the first 16 weeks of the season on the team's practice squad... Signed to the team's active roster in Week 17... Made NFL debut on special teams at NYG (12/29).

COLLEGE

Appeared in 50 games with 37 starts as a linebacker at Nebraska... Finished career with 247 tackles, ranking 12th at Nebraska all-time in that category... Two-time All-Big Ten selection... Finished career with four fumble recoveries, one interception returned for a touchdown, 5.0 sacks and 14.5 tackles for a loss... In 2012, named to the All-Big Ten team after recording a team-high three fumble recoveries and 110 tackles as a senior... Returned an interception 24 yards for a touchdown and had 3.0 sacks... In 2011, recorded 82 tackles and seven tackles for a loss, earning an All-Big Ten selection... In 2010, had 15 tackles and one sack in nine games... As a redshirt freshman in 2009, won the starting linebacker job and earned freshman All-Big 12 honors... Helped Nebraska lead the nation in scoring defense with 40 tackles and half a sack... Redshirted in 2008.

PERSONAL


Attended North County H.S. in Bonne Terre, Mo... Was a four-star recruit and ranked the No. 3 player in the state of Missouri by Rivals.com... Ranked the No. 13 middle linebacker in the nation by Scout.com... As a senior, registered 107 tackles, 4.0 sacks, two interceptions, one forced fumble and one recovered fumble... On offense, had 500 rushing yards, 1,000 all-purpose yard and 14 touchdowns... Received first-team all-state honors from Missouri Sportswriters and Broadcasters Association... As a junior, recorded 71 tackles and an interception, earning all-district and all-conference honors... Finishing with 455 rushing yards and 855 receiving yards, earning first-team all-state honors as a receiver... In 2014, participated in the Get the Ball Rolling Flag Football Experience with 120 middle school students at Redskins Park and played video games with active military members stationed overseas during a Redskins Salute: Pros vs. GI Joes event... Was a business administration major... Born Sept. 19, 1989.

YEAR-BY-YEAR STATS

DEFENSE

Year	Team	G	GS	Tack	Solo	Sack	INT	PD
2013	Was	1	0	0	0	0	0	0
2014	Was	16	5	52	35	0	0	0
Career		17	5	52	35	0	0	0

*Tackle stats according to STATS, LLC



KIRK COUSINS

QUARTERBACK
6-3 | 202
DOB: 8/19/88



4TH NFL SEASON
MICHIGAN STATE
HOLLAND CHRISTIAN H.S. (HOLLAND, MICH.)

MILESTONES

NFL debut: 10/7/12 (vs. ATL)... **First start:** 12/16/12 (at CLE)... **First win as starter:** 12/16/12: (at CLE, 38-21)... **First fourth-quarter comeback win:** 12/9/12 (vs. BAL, 31-28 in OT)... **First completion:** 10/7/12 (vs. ATL, 4 yards to Joshua Morgan)... **First passing TD:** 10/7/12 (vs. ATL, 77 yards to Santana Moss)... **First multi-passing TD game:** 12/16/12 (at CLE, 2)... **First 300-yard passing game:** 12/16/12 (at CLE, 329 yards)... **First 400-yard passing game:** 9/21/14 (at PHI, 427 yards).

TRANSACTIONS

Selected by the Washington Redskins in the fourth round (102nd overall) of the 2012 NFL Draft.

PRO

Enters 2015 having appeared in 15 regular season games and one post-season game with nine regular season starts... Completed 33-of-48 passes (68.8 percent) for 466 yards with four touchdowns, three interceptions and a passer rating of 101.6 in his rookie season in 2012... With Robert Griffin III, was part of quarterback duo in 2012 that made the Redskins the first team since the 1970 AFL-NFL merger to have two different rookie quarterbacks lead fourth-quarter comeback wins in the same season and the first team in history with two rookie quarterbacks with 300-yard passing games in a single season.

YEAR-BY-YEAR

2014 (REDSKINS)

Set career highs in games played (six), games started (five), pass attempts (204), completions (126), passing yards (1,710), passing touchdowns (10) and rushing attempts (seven) in 2014... Active but did not play at HOU (9/7)... Entered in relief vs. JAX (9/14) and completed 22-of-33 passes of 250 yards with two touchdowns and a 109.4 passer rating en route to a 41-10 win. Completed his first 12 passes, the longest consecutive completion streak of his career, exceeding his 10 consecutive completions vs. DAL in 2013... Started at PHI (9/21) and completed 30-of-48 passes for 427 yards with three touchdowns and a passer rating of 103.4. Recorded career highs in completions (30), passing yards (427) and passing touchdowns (three). Was the first 400-yard passing day of his career and the first by a Redskins quarterback since Donovan McNabb vs. Houston on Sept. 19, 2010 (426). Earned FedEx Air Player of the Week honors for his performance... Completed 19-of-33 passes for 257 yards with one touchdown and four interceptions in a start vs. NYG (9/25)... Started vs. SEA (10/6) and completed 21-of-36 passes for 283 yards with two touchdowns and no interceptions with a passer rating of 102.0... Started and completed 24-of-38 passes for 354 yards with two touchdowns at ARI (10/12)... Started vs. TEN (10/19) and completed 10-of-16 passes for 139 yards in one half of action... Active but did not play at DAL (10/27)... Inactive at MIN (11/2), vs. TB (11/16), at SF (11/23), at IND (11/30), vs. STL (12/7) and at NYG (12/14)... Active but did not play vs. PHI (12/20) and vs. DAL (12/28).

2013 (REDSKINS)

Appeared in five games, starting the final three of the season... Active but did not play vs. PHI (9/9), at GB (9/15), vs. DET (9/22), at OAK (9/29), at DAL (10/13) and vs. CHI (10/20)... Completed 5-of-9 passes for 48 yards with two interceptions in reserve at DEN (10/27)... Active but did not play vs. SD (11/3), at MIN (11/7), at PHI (11/17), vs. SF (11/25) and vs. NYG (12/1)... Completed 7-of-16 passes for 59 yards in reserve vs. KC (12/8)... Started at ATL (12/15), completing 29-of-45 passes for 381 yards and three touchdowns, all career highs. Became the first Redskins quarterback in the Super Bowl era to throw for 300 yards in each of his first two career starts, according to the Elias Sports Bureau. Threw for 248 yards in the first half, the most in a first half by a Redskins quarterback since Mark Rypien threw for 259 yards in the first two quarters vs. Atlanta on Nov. 10, 1991... Started and completed 21-of-36 passes for 197 yards with one touchdown and one interception vs. DAL (12/22). Also posted two rushing attempts for 10 yards... Started and completed 19-of-49 passes for 169 yards at NYG (12/29).

2012 (REDSKINS)

Played in three regular season games with one start and saw his first post-season action... Was active but did not play as the second quarterback in a season-opening win at NO (9/9), at STL (9/16), vs. CIN (9/23) and at TB (9/30)... Saw his first action vs. ATL (10/7), entering in relief of the injured Robert Griffin III in the third quarter and completing 5-of-9 passes for 111 yards with a touchdown and two interceptions. His first career pass attempt was a four-yard completion to wide receiver Joshua Morgan. In the fourth quarter, he threw the first touchdown pass of his career, finding Santana Moss for a 77-yard touchdown. With the pass, the Redskins became the first team since the 1941 Chicago Cardinals to have two rookie quarterbacks each throw a touchdown pass of 75+ yards in the same season... Active but did not play vs. MIN (10/14), at NYG (10/21), at PIT (10/28), vs. CAR (11/4), vs. PHI (11/18), at DAL (11/22) and vs. NYG (12/3)... Led the first fourth-quarter comeback of his career, replacing Griffin III in the final two minutes of a win vs. BAL (12/9). Led an eight-point fourth-quarter comeback, making the Redskins the first team since the 1970 AFL-NFL merger to have two different rookie quarterbacks lead fourth-quarter comeback wins in the same season. Hit Pierre Garçon on an 11-yard touchdown and then converted the game-tying two-point conversion on a quarterback draw, marking the first time in team history that the Redskins had scored a two-point conversion to send a game to overtime. The comeback was named the NFL GMC Never Say Never Moment of the Week... Made his first career start in a win at CLE (12/16), completing 26-of-37 passes for

CAREER HIGHS

SINGLE-GAME

Pass Attempts:	49, at New York Giants (12/29/13)
Pass Completions:	30, at Philadelphia (09/21/14)
Yards Passing:	427, at Philadelphia (09/21/14)
Long (Passing):	81t, at Philadelphia (09/21/14)
Passing Touchdowns:	3, twice, last at Philadelphia (09/21/14)
Passer Rating:	158.3 (2 att.), vs. Baltimore (12/09/12)
Carries:	3, twice, last at Philadelphia (09/21/14)
Rushing Yards:	22, at Cleveland (12/16/12)
Long (Rushing):	17, at Cleveland (12/16/12)


329 yards with two touchdowns, all career highs. He and Griffin III became the first duo to each have started a game for the Redskins as rookies in the same season since Heath Shuler and Gus Frerotte in 1994. With Cousins' victory in Week 15 and Griffin III's win in Week 1, the Redskins became the first team in a non-strike season to have two different rookie quarterbacks win their first career starts in the same season since rookies John Elway and Gary Kubiak won their starting debuts with the Denver Broncos in 1983. The game was Cousins' first 300-yard passing performance, as the Redskins became the first team in NFL history to have two different rookie quarterbacks post 300-yard passing games in the same season. Won Pepsi NFL Rookie of the Week and GMC Never Say Never Moment of the Week for his efforts... Active but did not play at PHI (12/23) and vs. DAL (12/30)... Completed three-of-10 passes for 31 yards in relief of an injured Griffin III in the NFC Wild Card Round vs. SEA (1/6).

COLLEGE

Appeared in 45 games, starting 39 of his last 40 contests, completing 723-of-1,128 passes (64.10%) for 9,131 yards, 66 touchdowns and 30 interceptions... Gained 9,004 yards on 1,239 plays, an average of 7.33 yards per snap and 200.08 yards per game... Holds the school career-record with 66 touchdown passes, topping the previous mark of 61 by Jeff Smoker (2000-03)... Exited Michigan State ranking tenth on the Big Ten Conference all-time touchdown passes list (66)... His 25 touchdown passes in 2011 broke the old school season record of 22 by Drew Stanton in 2005... Threw for at least two touchdowns in 19 starts... Set school record for career pass completions (723)... His 34 completions vs. Notre Dame in 2011 were one shy of Smoker's school single-game record (35 vs. Ohio State in 2003)... One of seven players in school history to complete at least 60 percent of his passes for MSU, as his pass completion percentage of 64.1 is second in school history and tied for seventh in Big Ten Conference history... Established a Michigan State career-record with a 146.08 pass efficiency rating, topping the old mark of 142.3 by Gene Glick (1946-49)... Holds the school record with 9,004 yards in total offense for his career... Was only the second player in Spartan history to be named team captain as a sophomore and the first since 1949... Holds the school career record with 26 games throwing for at least 200 yards... One of only sixteen players in the history of the university to earn Academic All-Big Ten Conference honors all four seasons.

PERSONAL

In the 2013 offseason, published his first book, "Game Changer: Faith, Football, & Finding Your Way," in which he uses a letter written to his 15-year-old self to serve as guidance for young athletes... Attended Holland (Mich.) Christian H.S., where he lettered in football, baseball and basketball... Earned All-Ottawa-Kent Conference honors as a quarterback for the football team, as a pitcher for the baseball squad and as a shooting guard for basketball... Was a three-star prospect by Rivals.com, which rated him Michigan's 27th-best overall prospect... Closed out his career by completing 198-of-366 passes (.541) for 3,204 yards, 40 touchdowns and 18 interceptions in sixteen games, as he had at least three touchdown passes in nine of those contests... In 2006, Cousins was an All-State and Academic All-State honorable mention choice by the Michigan High School Football Coaches Association, as he went on to set 35 school game-, season- and career-records en route to garnering Area Player of the Year accolades... That season, he completed 130-of-231 throws (.563) for 2,088 yards, 28 touchdowns and 10 interceptions as a senior, leading the Maroons to a program-best 7-3 record while qualifying for the playoffs for the first time in school history... Graduated from Michigan State in December 2011 with a 3.68 grade point average, majoring in Kinesiology... Participated in the Spartan Buddies program, volunteering in the pediatric ward at Sparrow Hospital in Lansing and in the Athletes in Action sports ministry... In the spring of 2013, served as the color analyst on the Big Ten Network broadcast of Michigan State's Green-White Spring Game... Has volunteered at Tyler's Kids Outreach Football Camp and Extreme Recess events at Redskins Park, as well as Ryan Kerrigan's Blitz for the Better Foundation fundraising events, acting as a celebrity waiter at a special dinner event. Helped raise funds for breast cancer research and services for the American Cancer Society at the SACK Cancer Gala in 2014... Son of MaryAnn and Don Cousins... Father is a minister... Brother, Kyle, lettered four times as a pitcher at Calvin College (Grand Rapids, Mich.)... Married his wife, Julie, in the 2014 offseason... Born Aug. 19, 1988.



YEAR-BY-YEAR STATS

PASSING

Year	Team	G	GS	Att	Comp	Pct	Yds	Yd/A	TD	Int	Lg	Rate
2012	Was	3	1	48	33	68.8	466	9.7	4	3	77t	101.6
2013	Was	5	3	155	81	52.3	854	5.5	4	7	32	58.4
2014	Was	6	5	204	126	61.8	1710	8.4	10	9	81t	86.4
Career		14	9	407	240	59.0	3030	7.4	18	19	81t	77.5

RUSHING

Year	Team	Att	Yds	Avg	Lg	TD
2012	Was	3	22	7.3	17	0
2013	Was	4	14	3.5	6	0
2014	Was	7	20	2.9	12	0
Career		14	56	4.0	17	0

ADDITIONAL

Record as Starter: 2-7 (0.222) career; 2-7 (0.222) with Redskins

Fumbles-Lost: 1-0 in 2012, 3-2 in 2013, 2-2 in 2014

Fourth Quarter Comeback Wins: 1 (12/9/12 vs. BAL)

Overtime Wins: 1 (12/9/12 vs. BAL)

300-Yard Passing Games: 4 (1 in 2012, 1 in 2013, 2 in 2014)

POSTSEASON

2012 (WAS): 1 G, 3-of-10 (30.0%), 31 yds, 40.0 rating; 1 rush for 0 yards



DAMON CROMARTIE-SMITH

SAFETY
6-2 | 203
DOB: 2/17/87



2ND NFL SEASON
UTEP
RANCHO VERDE H.S. (MORENO VALLEY, CALIF.)

MILESTONES

NFL debut: 12/8/11 (vs. CLE)

TRANSACTIONS

Originally entered the NFL with the Pittsburgh Steelers as a college free agent on April 26, 2010... Waived by the Steelers on June 16, 2010... Signed by the Steelers on August 8, 2010... Waived by the Steelers on September 4, 2010... Added to the Steelers' practice squad on September 6, 2010... Waived by the Steelers on September 2, 2011... Added to the Steelers' practice squad on September 4, 2011... Waived by the Steelers on October 5, 2011... Added to the Steelers' practice squad on October 18, 2011... Signed to the Steelers' active roster on December 8, 2011... Waived by the Steelers on August 31, 2012... Added to the Steelers' practice squad on September 1, 2012... Signed to the Steelers' active roster on October 27, 2012... Waived by the Steelers on October 31, 2012... Added to the Steelers' practice squad on November 2, 2012... Signed to the Steelers' active roster on December 26, 2012... Waived by the Steelers on October 15, 2013... Signed with the Washington Redskins on August 9, 2014... Waived by the Redskins on August 29, 2014... Signed with the Redskins on December 31, 2014.

YEAR-BY-YEAR

2013 (STEELERS)

Appeared in four games, notching one special teams tackle... Played in the first four games of the season, vs. TEN (9/8), at CIN (9/16), vs. CHI (9/22) and at MIN (9/29).

2012 (STEELERS)

Saw action on special teams for two games and spent 14 weeks on the team's practice squad... Saw action on special teams vs. WAS (10/28) and vs. CLE (12/30).

2011 (STEELERS)

Saw action on special teams in four regular-season games and one postseason contest... Played in his first career game vs. CLE (12/8) and recorded one special teams tackle... Recorded one special teams tackle at SF (12/19)... Had one special teams tackle vs. STL (12/24)... Saw action on special teams at CLE (1/1)... Appeared in AFC Wild Card game at DEN (1/8).

2010 (STEELERS)

Spent the entire season on the practice squad.

COLLEGE

Played collegiately at UTEP, appearing in 46 games with 34 starts for the Miners... Had 306 career tackles, four interceptions, two sacks and nine tackles for a loss... Was a defensive captain for the Miners in 2009, starting 10 games and leading the team with 108 tackles (ninth-best in the nation). Notched one sack and forced two fumbles and was named first-team All-Conference USA... Was Honorable Mention All-Conference USA as a junior in 2009, starting 12 games and ranking second on the team in tackles (77). Also tallied one sack, two interceptions and three pass breakups... Earned honorable mention All-Conference USA honors as a sophomore in 2008 after starting all 12 contests at strong safety. Ranked third on the team

with 90 tackles, and added two interceptions, a fumble recovery and seven pass breakups.... Compiled 21 tackles, a half-sack and a pass break-up in 12 games as a reserve redshirt freshman in 2006... Redshirted in 2005.

PERSONAL

Attended Rancho Verde H.S. (Moreno Valley, Calif.), where he was named first-team All-League as a senior after posting 106 tackles, three interceptions and a forced fumble in 2004... Was honorable mention all-league as a junior, totaling 36 stops and an interception for a touchdown... Split time at strong safety, free safety and cornerback during a three-year varsity career... Was also a three-year varsity letter winner in track and field, competing in the 400, triple jump and long jump, as well as the 4x100 and 4x400 relays...Majored in communications... Son of the late Sheryll Smith and the late Otis Smith... Has seven brothers and one sister. Brother, Terrelle Smith, played in the NFL for 10 years... Full name: DaMon Jonnel Cromartie-Smith... Born on Feb. 17, 1987.

YEAR-BY-YEAR STATS

DEFENSE

Year	Team	G	GS	Tack	Solo	Sack	INT	PD
2011	Pit	4	0	0	0	0	0	0
2012	Pit	2	0	0	0	0	0	0
2013	Pit	4	0	0	0	0	0	0
Career		10	0	0	0	0	0	0

**Tackle stats according to STATS, LLC*

POSTSEASON

2011 (PIT): 1 G

CHRIS CULLIVER

CORNERBACK
6-0 | 199
DOB: 8/17/88



5TH NFL SEASON
SOUTH CAROLINA
GARNER (N.C.) MAGNET H.S.



MILESTONES

NFL debut: 9/11/11 (vs. SEA)... **First NFL start:** 9/9/12 (at GB)... **First INT:** 10/9/11 (vs. TB, Josh Freeman)... **First FF:** 11/19/12 (vs. Devin Hester)... **First FR:** 12/16/12 (at NE, Shane Vereen)... **First FR TD:** 9/7/14 (at DAL, DeMarco Murray)... **First postseason INT:** 1/20/13 (NFC Championship at ATL, Matt Ryan)

TRANSACTIONS

Selected by the San Francisco 49ers in the third round (80th overall) of the 2011 NFL Draft... Signed with the Washington Redskins as an unrestricted free agent on March 13, 2015.

PRO

Joined the Redskins in 2015 as an unrestricted free agent having previously appeared in 46 games with 20 starts from 2011-14, all with the 49ers. Also appeared in five postseason games — including Super Bowl XLVII — with two starts with San Francisco... Enters the 2015 season having previously compiled 121 career tackles (106 solo), seven interceptions, two forced fumbles and two fumble recoveries (including one returned for touchdown).

YEAR-BY-YEAR

2014 (49ERS)

Established career highs in starts (14), total tackles (45), interceptions (four) and passes defended (14) in 14 games played... Recovered a DeMarco Murray fumble and returned it 35 yards for his first career touchdown at DAL (9/7)... Forced a Riley Cooper fumble vs. PHI (9/28)... Intercepted Drew Brees in the endzone just before halftime at NO (11/9) and returned the pick 29 yards... Intercepted Eli Manning at NYG (11/16), his second consecutive game with an interception... Registered an interception Philip Rivers vs. SD (12/20)... Picked off Ryan Lindley in the season finale vs. ARI (12/28).

2013 (49ERS)

Spent the entire season on Reserve/Injured list with a knee injury.

2012 (49ERS)

Played in 16 regular season games with six starts, recording 42 tackles (35 solo), 13 passes defended, two interceptions, a forced fumble and a fumble recovery... Started first career NFL game at GB (9/9) and recorded a pass defended on the final defensive play of the game as he batted down an Aaron Rodgers pass intended for Jordy Nelson... Recorded second career interception vs. BUF (10/7), picking off Ryan Fitzpatrick... Notched his second interception of the season at ARI (10/29), picking off John Skelton. Registered a career-high four passes defended in the game... Recorded first career fumble recovery at NE (12/16), scooping up a loose ball from Shane Vereen... Played in all three postseason games, including Super Bowl XLVII. Started the NFC Divisional Round and NFC Championship Game... Picked off Matt Ryan in the NFC Championship at ATL (1/20), his first career postseason interception... Defended two passes and made four solo tackles (one for loss) in Super Bowl XLVII vs. BAL (2/3).

2011 (49ERS)

Made NFL debut on special teams vs. SEA (9/11)... Recorded three passes defended vs. TB (10/9) and his first career INT, picking off Josh Freeman... Appeared in both postseason games, recording eight tackles (seven solo) and a pass defended across two games vs. NO (1/14) and vs. NYG (1/22).

COLLEGE

Played in 43 games (32 starts) for South Carolina from 2007-10 and recorded 156 career tackles (10 for loss), three interceptions, 4.0 sacks, three forced fumbles, one fumble recovery and 14 passes defended. Also registered 106 kickoff returns for 2,476 yards and two punt returns for 18 yards... Set a school record and ranked third in SEC history in career kickoff returns and kickoff return yards... Began career as a receiver before moving to safety as a sophomore and eventually transitioning to cornerback as a senior... Started all seven games he appeared in and registered 34 tackles, 1.0 sack and a forced fumble as a senior before suffering a season-ending torn pectoral muscle... Named Second-Team All-SEC by the AP as a junior in 2009 after starting all 12 games at free safety and recording 62 tackles, 2.0 sacks, a fumble recovery and nine PDs. Led secondary that ranked 2nd in the SEC and 8th nationally in pass defense (163.0 avg.)... Played in 13 games (12 starts) as a sophomore and notched 60 tackles, three interceptions, 1.0 sack and two forced fumbles. Helped the Gamecock secondary rank second in the nation in pass defense (159.2 avg.)... In 2007, was a Freshman All-SEC selection by The Sporting News after playing in 11 games (one start) as a receiver and kickoff returner.

PERSONAL

Attended Garner (N.C.) Magnet H.S., where he was regarded as the top prep player in the state of North Carolina, receiving a five-star prospect rating from Rivals.com... Earned all-state honors... Notched 287 tackles, eight interceptions and 7.0 sacks in his final two prep seasons after not playing football until his sophomore year... Registered six returns for touchdowns on special teams... Received a "Champion of Compassion" Award by Critter Lovers At Work (CLAW) for his efforts in his Chris Culliver Foundation that supports animal welfare. The organization encourages inner city communities to use animals as companions and empower youth to become better stakeholders in the community by partnering with policy issues concerning the welfare of animals. Has a daughter, Chloe... Born on Aug. 17, 1988 in Philadelphia.

YEAR-BY-YEAR STATS

DEFENSE

Year	Team	G	GS	Tack	Solo	Sack	INT	PD
2011	SF	16	0	34	33	0	1	7
2012	SF	16	6	42	35	0	2	13
2013				Injured Reserve				
2014	SF	14	14	45	38	0	4	14
Career		46	20	121	106	0	7	34

**Tackle stats according to STATS, LLC*

ADDITIONAL

Fumbles Forced-Recovered: 1-1 in 2012, 1-1 in 2014

FR Touchdowns: 1 in 2014

POSTSEASON

Year	Team	G	GS	Tack	Solo	Sack	INT	PD
2011	SF	2	0	8	7	0	0	1
2012	SF	3	2	13	12	0	1	3
Career		5	2	21	19	0	1	4

CAREER HIGHS

SINGLE-GAME

Total Tackles:	6, three times, last at New Orleans (11/09/14)
Solo Tackles:	6, at New England (12/16/12)
Interceptions:	1, seven times, last vs. Arizona (12/29/14)
Forced Fumbles:	1, twice, last vs. Philadelphia (09/28/14)
Fumbles Recovered:	1, twice, last at Dallas (09/07/14)



AKEEM DAVIS

SAFETY
6-1 | 200
DOB: 12/25/89



2ND NFL SEASON
MEMPHIS
LAUREL (MISS.) H.S.

MILESTONES

NFL debut: 9/14/14 (vs. JAX)

TRANSACTIONS

Signed with the Washington Redskins as a free agent on April 9, 2014... Waived by the Redskins on August 31, 2014... Signed to the Redskins' practice squad on September 1, 2014... Signed to the Redskins' active roster on September 9, 2014... Waived on October 7, 2014... Signed to the Redskins' practice squad on October 8, 2014... Signed to the Redskins' active roster on October 26, 2014.

PRO

Undrafted free agent who contributed in 13 games for the Redskins as a rookie in 2014... Had his journey to making the Redskins' roster chronicled by NFL Network's six-part "Undrafted" series.

YEAR-BY-YEAR

2014 (REDSKINS)

Appeared in 13 games as a rookie, contributed primarily on special teams where he was a vicious gunner... Made the Redskins' initial 53-man roster but was waived a day later and added to the team's practice squad... Promoted to the team's active roster in Week 2... Made NFL debut vs. JAX (9/14)... Contributed on special teams at PHI (9/21)... Recorded an assisted tackle vs. NYG (9/25)... Played on special teams vs. SEA (10/6)... Re-signed to the Redskins' active roster in advance of a Week 8 game at DAL (10/27), helping the team on special teams in an overtime win... Played on special teams at MIN (11/2) and vs. TB (11/16)... Contributed on defense and special teams at SF (11/23)... Played on special teams at IND (11/30), vs. STL (12/7), at NYG (12/14), vs. PHI (12/20) and vs. DAL (12/28).

COLLEGE

Played at Memphis from 2008-12, after spending his freshman season in 2007 at Jones County Junior College in Ellisville, Miss... At Memphis, he played in 34 career games with 27 starts and twice being named a team captain. Recorded 162 career tackles (13 for loss), three interceptions, 2.5 sacks, five forced fumbles and seven fumble recoveries... As a senior in 2012, started all 12 games as a senior, finishing with 68 total tackles including 37 solo stops and 31 assists and helping Memphis lead Conference USA in total defense (331.6 yards per game)... Started all 12 games as a junior in 2011 and ranked second on the team with 78 total tackles, including 57 solo stops... Saw action in eight games and made one start as a sophomore in 2010... Started the first two games at free safety before suffering a season-ending ACL injury against Middle Tennessee in 2009... Played in eight games, starting five at safety, as a freshman at Jones County Junior College in 2008.

PERSONAL

Attended Laurel (Miss.) H.S., where he started at cornerback as a sophomore and started at quarterback as a junior and senior... Led Laurel to the Mississippi state 4A championship in 2007. Threw for over 2,600 yards and rushed for 926 yards that year, tossing 32 touchdown passes and scoring 12 rushing touchdowns... Son of Robert Davis and the late Karen Davis... Graduated Cum Laude in December 2011 with a Bachelor's degree in Business Administration... Married to his wife, Sierra, and has a daughter, Carsyn... Born on Dec. 25, 1989.

COMMUNITY

Was heavily involved with the Washington Redskins Charitable Foundation as a rookie in 2014... Stressed the importance of staying on the right path on a panel at the Fairfax Juvenile Detention Center... Attended the Power Up to Read Celebration at Winterpock Elementary... Taught children the importance of exercising for 60 minutes a day at Andrews Air Force Base for the Redskins Salute to Play 60 event... Provided instruction for prospective student-athletes at the DBOA Football Camp... Coached women through football drills at Redskins Park on WOW Ladies Night Out... Participated in the Get the Ball Rolling Flag Football Experience with 120 middle school students at Redskins Park... Helped raise \$10,000 and donated holiday food baskets for servicemen and women at the USO Turkeys for Troops event... Met and led 150 D.C.-area active and retired military members through drills at the Redskins Salute Combine... Led elementary students through drills to promote physical fitness, healthy lifestyle habits and proper nutrition at the Fuel Up to Play 60 Mini-Combine... Reminded high school football players of the importance of pursuing an education and staying out of trouble at the Redskins 4th and Life forum... Helped renovate Leckie Elementary School's library in Washington, D.C... Distributed winter coats and Redskins knit hats and scarves to over 300 children from the Maryland, D.C. and Virginia areas at the Covered for the Holidays event... Welcomed and distributed toys for 1,100 children in the Redskins' locker room at FedExField at the team's annual Skins Santa Shoppe... Sat on a panel with media members and University of Maryland athletic director Kevin Anderson to discuss the changing landscape of college athletics at the Shirley Povich Center For Sports Journalism in February 2015.

YEAR-BY-YEAR STATS

DEFENSE

Year	Team	G	GS	Tack	Solo	Sack	INT	PD
2014	Was	13	0	1	0	0	0	0
Career		13	0	1	0	0	0	0

*Tackle stats according to STATS, LLC



JA'GARED DAVIS

LINEBACKER
6-0 | 238
DOB: 9/11/90



2ND NFL SEASON
SMU
CROCKETT (TEXAS) H.S.

MILESTONES

NFL debut: 10/6/13 (at CIN)... **Redskins debut:** 12/14/14 (at NYG)

TRANSACTIONS

Originally signed with the Houston Texans as a college free agent on May 10, 2013... Waived by the Texans on August 27, 2013... Claimed off waivers by the New England Patriots on August 28, 2013... Waived by the Patriots on August 31, 2013... Signed to the Patriots' practice squad on September 1, 2013... Signed to the Patriots' active roster on October 5, 2013... Waived by the Patriots on October 7, 2013... Signed to the Patriots' practice squad on October 9, 2013... Signed to the Patriots' active roster on January 7, 2014... Waived by the Patriots on August 30, 2014... Signed to the Patriots' practice squad on September 1, 2014... Signed to the Patriots' active roster on October 4, 2014... Waived by the Patriots on October 22, 2014... Signed to the Patriots' active roster on October 24, 2014... Released from the Patriots' practice squad on November 22, 2014... Signed to the Kansas City Chiefs' practice squad on November 24, 2014... Signed to the Washington Redskins' active roster from the Chiefs' practice squad on December 9, 2014.

YEAR-BY-YEAR

2014 (PATRIOTS/CHIEFS/REDSKINS)

Started the season with the Patriots, spending the first four weeks on the team's practice squad before joining the active roster on Oct. 4... Appeared in three games for New England — vs. CIN (10/5), at BUF (10/12) and vs. NYJ (10/16) — all on special teams... Waived on Oct. 22 and signed to Patriots practice squad before being released on Nov. 22 and signing to Chiefs' practice squad two days later... Signed to the Redskins' active roster on Dec. 9... Made Redskins debut on special teams at NYG (12/14)... Played on special teams vs. PHI (12/20) and vs. DAL (12/28).

2013 (TEXANS/PATRIOTS)

Originally signed with Houston as a rookie free agent... Waived at the end of training camp and claimed off waivers by the Patriots... Played on special teams in one regular season game, spending most of the season on the practice squad... Appeared as a reserve in two playoff contests... Played special teams in his first NFL game at CIN (10/6) after being signed to the 53-man roster prior to the game... Played special teams in his first NFL playoff game vs. IND (1/11) after re-joining the 53-man roster from the practice squad..

COLLEGE

Played in 53 career games at SMU from 2009-12, recording 301 total tackles, 20 sacks, four interceptions, eight forced fumbles and four fumble recoveries as a Mustang... Was a two-time All-Conference USA honoree... Scored five career touchdowns (three fumble returns, one blocked field goal return and an interception return)... Played in all 13 games with 12 starts as a senior, finishing third on the team with 77 total tackles and four sacks... After starting in five games as a freshman in 2009, earned a spot as a starting linebacker as a sophomore in 2010.

PERSONAL

Attended Crockett (Texas) H.S., where he was named District 20-3A Defensive Co-MVP and a Class 3A all-state performer as a senior... Recorded 110 tackles, four forced fumbles and five fumble recoveries that year... Was an all-district performer as a junior after notching 118 tackles and four interceptions... Son of Gayla Davis... Born Sept. 11, 1990.

YEAR-BY-YEAR STATS

DEFENSE

Year	Team	G	GS	Tack	Solo	Sack	INT	PD
2013	NE	1	0	0	0	0	0	0
2014	NE/Was	6	0	0	0	0	0	0
Career		7	0	0	0	0	0	0

**Tackle stats according to STATS, LLC*

POSTSEASON

2013: 2 GP

CHASE DIXON

TIGHT END
6-5 | 240
DOB: 5/30/91



1ST NFL SEASON
CENTRAL ARKANSAS
SOUTHSIDE H.S. (FORT SMITH, ARK.)



TRANSACTIONS

Originally entered the NFL with the Seattle Seahawks as a college free agent on May 10, 2014... Waived by the Seahawks on July 24, 2014... Signed to the Washington Redskins' practice squad on November 10, 2014.

COLLEGE

Played in 38 career games at Central Arkansas, seeing time at wide receiver and tight end for the Bears from 2010-13... Recorded 33 career receptions for 379 yards and 10 touchdowns... Recorded 22 receptions for 262 yards with six touchdowns in an injury-shortened season as a senior in 2013... Redshirted in 2009.

PERSONAL

Attended Southside H.S. in Fort Smith, Ark., where he was a 7A West All-Conference selection at wide receiver after catching 35 passes for 686 yards and seven touchdowns... Was also a 7A West All-Conference selection in basketball... Father, Joe, played professionally for the Houston Oilers, Los Angeles Raiders and Atlanta Falcons... Born on May 30, 1991.



KAI FORBATH

KICKER
5-11 | 197
DOB: 9/2/87



4TH NFL SEASON
UCLA
NOTRE DAME H.S. (SHERMAN OAKS, CALIF.)

MILESTONES

NFL debut: 10/14/12 (vs. MIN)... **First made FG:** 10/14/12 (vs. MIN, 50 yards)... **First made PAT:** 10/14/12 (vs. MIN)

TRANSACTIONS

Originally signed with the Dallas Cowboys as a college free agent on August 2, 2011... Placed on the Reserve/Non-Football Injury list on August 30, 2011... Released by the Cowboys on April 16, 2012... Acquired by the Tampa Bay Buccaneers on waivers on April 17, 2012... Released by the Buccaneers on August 31, 2012... Signed by the Washington Redskins on October 9, 2012... Re-signed with the Redskins on April 16, 2015.

PRO

NFL record holder for most consecutive field goals made to start a career (17, later tied by Chandler Catanzaro)... Enters 2015 having kicked in 40 regular season games and one postseason game... Converted 59-of-67 field goal attempts across the 2012-14 seasons, as his 88.1 percent field goal percentage entering 2015 is the best in team history among players with at least 50 attempts... Joined the Redskins in Week 6 of the 2012 season... Spent the entire 2011 season on Dallas' Reserve/Non-football injury list.

YEAR-BY-YEAR

2014 (REDSKINS)

Kicked in a career-high 16 games, making 24-of-27 field goals (88.9 percent), the third-highest percentage in a single season behind only Mark Moseley (95.2 percent in 1982) and Forbath's own debut season in 2012 (94.4)... Scored a team-high 103 points this season, the 24th individual 100-point season in team history and marking the first 100-point season by a member of the Redskins since Graham Gano in 2011... Kicked off twice with one touchback at HOU (9/7)... Pushed his streak of consecutive field goals to 16 with two field goals vs. JAX (9/14)... Converted his first two of three field goal attempts at PHI (9/21) to push his consecutive field goals streak to 18, the longest of his career and the second-longest in team history... Went 2-for-2 on PATs vs. NYG (9/25)... Converted 2-of-2 PATs and a 27-yard field goal attempt vs. SEA (10/6)... Was successful on field goal attempts of 28 and 43 yards at ARI (10/12)... Made a career-high four field goals including a game-winning 22-yarder with no time remaining vs. TEN (10/19). The game-winner with no time remaining in regulation was the Redskins' first since Nick Novak (47-yard vs. Dallas) on 11/5/06... Was two-for-two on field goals including a game-winning 40-yarder in an overtime win at DAL (10/27)... Converted two field goal attempts at MIN (11/2)... Made a PAT vs. TB (11/16)... Converted field goal attempts of 27 and 46 yards in addition to a PAT at SF (11/23)... Made field goals of 25 and 29 yards and went 3-of-3 on PATs at IND (11/30)... Appeared vs. STL (12/7)... Converted two field goal attempts at NYG (12/14) to move into sixth all-time in team history for made field goals... Made his third game-winning field goal of the season and the fourth of his career when he hit a 26-yarder with five seconds remaining vs. PHI (12/20). Finished the day 2-for-2 on field goals and 3-for-3 on PATs... Made his 59th career field goal, vs. DAL (12/28), tying Graham Gano for fifth-most in team history.

2013 (REDSKINS)

Vs. PHI (9/9), was 3-for-3 on PATs but pushed a 40-yard field goal attempt wide right... Inactive with a groin injury at GB (9/15), vs. DET (9/22) and at OAK (9/29)... Returned at DAL (10/13) and matched his career-high with three made field goals (3-for-4)... Hit a 38-yard field goal and had a career-high six PATs vs. CHI (10/20)... Was 3-for-3 on PATs at DEN (10/27)... Had two kicks blocked but had a key 47-yard fourth quarter field goal and was 3-for-3 on PATs vs. SD (11/3)... Converted two field goal attempts and three PATs at MIN (11/7)... Handled kickoffs at PHI (11/17)... Hit field goals of 36 and 35 yards, including one with time expiring in the first half, vs. SF (11/25)... Hit a 33-yard field goal vs. NYG (12/1)... Matched a career long with a 50-yard field goal in icy conditions vs. KC (12/8)... Converted field goal opportunities of 33 and 37 yards at ATL (12/15)... Matched a career high with three made field goals vs. DAL (12/22)... Hit field goals of 31 and 49 yards at NYG (12/29).

2012 (REDSKINS)

Joined the Redskins in Week 6 and had a record-setting year, hitting 17-of-18 field goals and 33-of-34 PATs in 11 games with Washington... Set the NFL record for consecutive field goals made to begin a career (17)... Made his NFL debut vs. MIN (10/14), converting 5-of-5 PATs and hitting a 50-yard field goal on his first NFL attempt. Became the first rookie kicker in team history since Scott Blanton (1996) to have his first made field goal as a professional come from a distance of 50 or more yards... Went 3-for-3 on FGs at NYG (10/21), a career high in both field goals made and attempted, converting from 20, 43 and 45 yards... At PIT (10/28), hit a 48-yarder in the third quarter and a 45-yarder in the fourth quarter to improve to 6-for-6 on FGs for his career but also had a PAT blocked... Was 2-of-2 on field goal attempts vs. CAR (11/4) to push him to 8-for-8 for his career. Has converted a kick from 45 yards or longer in each of his first four NFL games... Hit a 25-yard field goal on his only attempt and was 4-of-4 on PATs in a win vs. PHI (11/18). The field goal was his ninth consecutive made field goal to open his career, making him the first Redskin since at least 1960 to open a career with nine consecutive made field goals. Former kicker Graham Gano previously held the mark since 1960 by making the first eight field goals of his career across the 2009-10 seasons... Was 5-for-5 on PATs and hit his only field goal attempt - a 48-yarder in the final four minutes - in a Thanksgiving Day win at DAL (11/22). Improved to 10-for-10 to open his career with the made field goal... Hit his only field goal attempt and two PATs in a one-point win vs. NYG on Monday Night Football (12/3)... Was 3-for-3 on field goal attempts including a 34-yard game-winner in overtime vs. BAL (12/9), pushing him to 14-for-14 in his career... Was 5-for-5 on PATs in a win at CLE (12/16) and hit his only field goal attempt (a 44-yarder) to improve to 15-for-15 in his career... Hit 3-of-3 PATs and made his only two field goal attempts in a win at PHI (12/23). In the process, he set an NFL record for most consecutive field goals made to start a career (17), surpassing New Orleans' Garrett Hartley's former record of 16... In a division-clinching win vs. DAL (12/30), had his NFL record streak of 17 made field goals to open his career snapped when a 37-yard attempt bounced off the right upright... Converted two extra point attempts in the NFC Wild Card round vs. SEA (1/6).

2011 (COWBOYS)

Spent the season on the Reserve/Non-Football Injury list and never appeared in a game with Dallas.

COLLEGE

Was a four year starter at UCLA... His 84.2 career percentage is second in school history among players with at least 20 career field goals... Tied for first on UCLA career list with 85 field goals... Finished second in career scoring at UCLA... Holds the NCAA record for most career games with two or more field goals (31) and is tied for the record of most career games of at least three field goals (13)... Won the Lou Groza Award (Top Kicker) in 2009 and was a semifinalist for the award in 2010... In 2009, was a consensus All-American and earned first team All-American honors (AFCA, Walter Camp Football Foundation, *The Sporting News*, Football Writers Association of America, Phil Steele and Rivals.com) and second team All Pac-10 (AP)... Named by coaches to first team All-Pac 10 in 2009 and second-team All-Pac 10 in 2008 and 2010... As a sophomore, was named third-team All-American (AP) and fourth-team All-American (Phil Steele)... Made second team Freshman All-America (*Sporting News*) and earned honorable mention Pac-10 as a freshman.

PERSONAL

Attended Notre Dame H.S. in Sherman Oaks, Calif... Helped his team win three CIF championships and post an overall record of 35-1... Had a long field goal of 57 yards... Was a *USA Today* first-team All-American and was rated as the No. 1 kicker nationally by ESPN.com... In 2013, participated in the annual Mickey Steele Celebrity Golf Tournament... Helped with the Recess at Guilford Elementary School event... Volunteered at the All-Star Survivors Celebration... Born Kai August Forbath on Sept. 2, 1987, in Santa Monica, Calif.... Son of Thomas and Susy Forbath.

YEAR-BY-YEAR STATS

KICKING

Year	Team	G	FG	Pct.	Lg	PAT	Pct.	Pts.
2012	Was	11	17/18	94.4	50	33/34	97.1	84
2013	Was	13	18/22	81.8	50	26/26	100	80
2014	Was	16	24/27	88.9	49	31/32	96.9	103
Career		40	59/67	88.1	50	90/92	97.8	267

KICKOFFS

Year	Team	KO	TB	Pct	Yds	Avg
2012	Was	61	15	24.6	3902	64.0
2013	Was	55	14	25.5	3404	61.9
2014	Was	53	18	34.0	3305	62.4
Career		169	47	27.8	10611	62.8

Game-Winning FGs: 4

(12/9/12 vs. BAL, 10/19/14 vs. TEN, 10/27/14 vs. DAL, 12/20/14 vs. PHI)

Career-Best Streak: 18 (2013-14)

POSTSEASON

2012 (WAS): 1 G, 2-of-2 on PATs



PIERRE GARÇON

WIDE RECEIVER
6-0 | 216
DOB: 8/8/86



8TH NFL SEASON
MOUNT UNION
JOHN I. LEONARD H.S. (GREENACRES, FLA.)

HONOR ROLL

USA Today All-Joe Team (2013)

MILESTONES

NFL debut: 9/14/08 (at MIN)... **Redskins debut:** 9/9/12 (at NO)... **First reception:** 11/9/08 (at PIT, 2 yards from Peyton Manning)... **First receiving TD:** 9/21/09 (at MIA, 48 yards from Peyton Manning)... **First multi-TD game:** 12/9/10 (at TEN, 2)... **First 100-yard receiving game:** 11/22/09 (at BAL, 108 yards)... **First 150-yard receiving game:** 12/4/11 (at NE, 150 yards)... **First Super Bowl TD:** 2/7/10 (SB XLIV, vs. NO, 19 yards from Peyton Manning)... **First 150-yard receiving postseason game:** 1/24/10 (vs. NYJ, 151 yards)... **First FR TD:** 09/30/12 (at TB)

TRANSACTIONS

Selected by the Indianapolis Colts in the sixth round (No. 205 overall) of the 2008 NFL Draft... Signed with the Washington Redskins as an unrestricted free agent on March 13, 2012.

PRO

Enters 2015 having played in 100 regular season games with 83 starts... Amassed 413 career receptions for 5,250 yards and 28 touchdowns through the conclusion of the 2014 season... Tenacious perimeter blocker who contributed to the Redskins' 6,564 rushing yards across the 2012-14 seasons, third-most in the NFL... In 2013, caught 113 passes to break Art Monk's team record for receptions in a season... Became one of the offense's key components in 2012, leading Washington with 633 receiving yards in only 10 games and going 9-1 in games in which he played... Has appeared in five postseason games, starting all five... Has 30 career postseason receptions for 413 yards with three touchdowns.

YEAR-BY-YEAR

2014 (REDSKINS)

Played in all 16 games with 14 starts, compiling 752 receiving yards and three touchdowns on a team-high 68 receptions... Started at HOU (9/7) and posted 77 receiving yards while leading the team in receptions (10). Tied Alvin Garrett (9/5/83 vs. Dallas) and Joe Washington (9/6/81) for the most by a member of the Redskins in a season opener in records dating back to 1960... Started and caught one pass for 12 yards vs. JAX (9/14), concluding a franchise-record streak of 17 consecutive games with 5+ receptions... Started at PHI (9/21) and caught 11 passes for 138 yards and a touchdown to record the 14th 100-yard game of his career and his eighth with the Redskins. Matched career-high with 11 receptions. Combined with DeSean Jackson to become the first two Redskins receivers to accumulate 100 receiving yards in the same game for the first time since Laveranues Coles (180) and Rod Gardner (118) accomplished the feat at Atlanta on Sept. 13, 2003... Caught two passes for 28 yards vs. NYG (9/25)... Started and caught two passes for 23 yards vs. SEA (10/6)... Gained 31 yards on four receptions with a touchdown in a start at ARI (10/12)... Started vs. TEN (10/19) and recorded five receptions for 87 yards including a 70-yard touchdown from Colt McCoy. The 70-yard reception was his longest since an 88-yard touchdown reception in Week 1 of the 2012 season (at NO)... Caught four passes for 47

yards (11.8 avg.) in an overtime win at DAL (10/27)... Caught three passes for 15 yards in a start at MIN (11/2)... Started vs. TB (11/16), catching one pass for six yards... Started and caught three passes for 34 yards (11.3 avg.) at SF (11/23)... Started and recorded three receptions for nine yards at IND (11/30)... Started and caught nine passes for 95 yards (10.6 avg.) vs. STL (12/7), surpassing 400 career receptions with the performance... Caught four passes for 36 yards in a start at NYG (12/14)... Started and caught four passes for 61 yards including a 23-yarder on the team's late game-winning drive vs. PHI (12/20)... Played in his 100th career regular season game and gained 53 yards on two receptions in a start vs. DAL (12/28).

2013 (REDSKINS)

Started at wide receiver vs. PHI (9/9) and caught a team-high seven passes for 64 yards (9.1 avg.)... Started and posted his ninth career 100-yard receiving game at GB (9/15), catching eight passes for 143 yards (17.9) and a touchdown... Started vs. DET (9/22) and caught a team-high eight passes for 73 yards (9.1 avg.) and also added a 10-yard rush in the first quarter... Started and posted a team-high six receptions for 59 yards (9.8 avg.) and a touchdown at OAK (9/29)... Started at DAL (10/13) and had game highs in receptions (six) and receiving yards (69)... Started and caught five passes for 58 yards (11.6 avg.) vs. CHI (10/20)... Started and registered seven receptions for 46 yards (6.6 avg.) at DEN (10/27)... Started vs. SD (11/3), recording a career-high 172 yards on seven receptions... Started at MIN (11/7) and recorded seven receptions for 119 yards and a touchdown. Surpassed 100 receiving yards in consecutive games for the first time since Weeks 4-5 of the 2011 season as a member of the Indianapolis Colts... Started and caught six passes for 68 yards at PHI (11/17)... Started and caught a game-high eight passes for 48 yards (6.0 avg.) vs. SF (11/25)... Started and tied his career high with nine receptions vs. NYG (12/1), gaining 61 yards and setting a new career high for receiving yards in a season... Started and gained 37 yards on five receptions (7.4 avg.) vs. KC (12/8)... Started vs. ATL (12/15), catching seven passes for 129 yards including a 53-yard touchdown from Kirk Cousins... Started and caught a career-high 11 receptions, recording 144 receiving yards and a receiving touchdown vs. DAL (12/22). Broke Pro Football Hall of Famer Art Monk's team record for receptions in a single season (106 in 1984) and joined Monk as the only players in team history to record triple-digit catches in a season... Started and caught six passes for 56 yards (9.3 avg.) at NYG (12/29), becoming the third player in NFL history to record at least five receptions in every game of a season since the adoption of the 16-game schedule in 1978 (Jimmy Smith in 2001, Antonio Brown in 2013).

2012 (REDSKINS)

Fought through injury the entire season, starting all 10 regular season games in which he played and leading the Redskins with 633 receiving yards... Finished the year with 44 receptions (14.4 avg.) and four receiving touchdowns... Made his Redskins debut at NO (9/9), and caught four passes for 109 yards (the seventh 100-yard game of his career) and a touchdown before leaving the game in the first half with an foot injury. Caught the first pass attempt (for no gain) and first touchdown (88 yards) in the career of Robert Griffin III. His 88-yard reception was the longest pass play by the Redskins since Ed Stubert's 88-yard touchdown pass to Anthony Allen in a strike game vs. the St. Louis Cardinals on Oct. 4, 1987, a span of 397 regular season games... Inactive (foot) at STL (9/16) and vs. CIN (9/23)... Returned to action at TB (9/30), starting at wide receiver, catching one pass for 20 yards, and recovering a Robert Griffin III fumble in the end zone for a

touchdown... Started and caught three passes for 24 yards (8.0 avg.) vs. ATL (10/7)... Inactive (foot) vs. MIN (10/14), at NYG (10/21), at PIT (10/28) and vs. CAR (11/4)... Returned to action as a starter in a win vs. PHI (11/18), catching three passes for five yards (1.7 avg.)... Started in a Thanksgiving Day win at DAL (11/22), catching four passes for 86 yards (21.5 avg.) and scoring on a 59-yard catch and run in the second quarter. He was originally credited with five catches before a scoring change credited him with one run for seven yards... Started in a win vs. NYG on Monday Night Football (12/3), finishing with a season-high eight receptions for 106 receiving yards with one touchdown. Marked the first time he had receiving touchdowns in consecutive games for the first time since Weeks 4-5 of the 2011 season as a member of the Colts... Started in a win vs. BAL (12/9) and had five receptions for 87 yards (17.4 avg.) including an 11-yard touchdown from Kirk Cousins in the final minute to help force overtime. The touchdown reception was the 20th of his career... Started and had a team-high six receptions for 65 yards (10.8 avg.) in a win at CLE (12/16)... Started and posted team highs in receptions (seven) and receiving yards (87) in a win at PHI (12/23)... Started and had team highs in receptions (three) and receiving yards (46) for a 15.3 average in a division-clinching win vs. DAL (12/30)... Started and led the Redskins in receptions (four) and receiving yards (50) in the NFC Wild Card Round vs. SEA (1/6).

2011 (COLTS)

Played in 16 games, starting all 16... Caught a career-high 70 passes for a career-best 947 yards and tied a career high in touchdowns with six... Had three games of 100+ receiving yards (at TB, vs. KC and at NE). In each of those games, he also had two touchdown receptions... Caught a career-long 87-yard touchdown pass at TB.

2010 (COLTS)

Started 14 games at wide receiver... Was inactive at DEN (9/26) and at JAX (10/3)... Set career-highs with 60 receptions for 784 yards and six touchdowns... Caught four passes for 103 yards and a score at WAS (10/17)... Caught seven passes for 78 yards vs. HOU (11/1)... Caught five passes for 62 yards at NE (11/21) and five passes for 72 yards vs. SD (11/28)... Caught eight passes for 56 yards and a touchdown and added an 11-yard rush vs. DAL (12/5)... Caught six passes for 93 yards and registered his first multi-touchdown game with two touchdowns at TEN (12/9)... Caught five passes for 44 yards vs. JAX (12/19) and three passes for 35 yards and a touchdown at OAK (12/26)... Caught seven passes for 78 yards and a touchdown vs. TEN (1/2)... Started in Wild Card Playoffs vs. NYJ (1/8), recording five receptions for 112 yards and a 57-yard touchdown.

2009 (COLTS)

Started 13 of 14 games at wide receiver, opening games 2-14... Inactive vs. NYJ (12/27) and was active but did not play at BUF (1/3)... Finished season with 47 receptions for 765 yards and four receiving touchdowns... Gained 24 yards on three receptions in reserve role vs. JAX (9/13)... Caught game-winning 48-yard touchdown pass vs. MIA (9/21) in first career start... Gained 64 yards on three receptions, including a 53-yard touchdown at ARI (9/27). Also added a 17-yard rush... Caught three passes for 50 yards and a touchdown vs. NE (11/15)... Had a 66-yard reception among his six catches for 108 yards at BAL (11/22), his first career 100-yard game... Caught five passes for 63 yards and a touchdown at HOU (11/29)... Recorded six receptions for 136 yards vs. TEN (12/6)... POSTSEASON: Started three games at wide receiver, compiling 21 receptions for 251 yards with two touchdowns... Caught five passes for 34 yards vs. BAL (1/16) in Divisional Playoffs and also forced a fumble after chasing down a defender on an interception return... Recorded 151 yards and a touchdown on 11 receptions vs. NYJ (1/24) in AFC Championship Game, posting the fourth 10-plus-reception game in franchise history (Raymond Berry, Joseph Ad-dai, Reggie Wayne). Was the third-most receiving yards in team postseason history (221, Wayne; 178, Berry)... Caught five passes for 66 yards and a 19-yard touchdown vs. NO (2/7) in Super Bowl XLIV.

2008 (COLTS)

Appeared in 14 games... Inactive vs. CHI (9/7) and vs. DET (12/14)... Caught four passes for 23 yards on the season, also contributing 21.6 yards per return on 22 kickoff returns... Also ranked third on team with 15 special teams tackles (12 solo)... Had season-high three special teams tackles in first NFL appearance at MIN (9/14)... Returned six kickoffs and average of 25.0 yards at TEN (10/27)... Recorded his first career reception for two yards at PIT (11/9)... Recorded two special teams tackles and posted a 32-yard kickoff return at JAX (12/18)... Caught three passes for 21 yards, returned a kickoff 22 yards and had one special teams tackle vs. TEN (12/28)... Inactive in Wild Card Playoffs at SD (1/3).

YEAR-BY-YEAR STATS

RECEIVING

Year	Team	GP	GS	No	Yds	Avg	Lg	TD
2008	Ind	14	0	4	23	5.8	12	0
2009	Ind	14	13	47	765	16.3	66	4
2010	Ind	14	14	67	784	11.7	57t	6
2011	Ind	16	16	70	947	13.5	87t	6
2012	Was	10	10	44	633	14.4	88t	4
2013	Was	16	16	113	1346	11.9	53t	5
2014	Was	16	14	68	752	11.1	70t	3
Career		100	83	413	5250	12.7	88t	28

RUSHING

Year	Team	GP	GS	Att	Yds	Avg	Lg	TD
2008	Ind	14	0	0	0	-	-	0
2009	Ind	14	13	2	10	5	17	0
2010	Ind	14	14	2	6	3	11	0
2011	Ind	16	16	4	28	7	18	0
2012	Was	10	10	2	9	4.5	7	0
2013	Was	16	16	2	19	9.5	10	0
2014	Was	16	14	0	0	-	-	0
Career		100	83	12	72	6	18	0

KICK RETURN

Year	Team	KR	Yds	Avg	Lg	TD
2008	Ind	22	475	21.6	39	0
2011	Ind	0	0	-	-	0
Career		22	475	21.6	39	0

PUNT RETURN

Year	Team	PR	Yds	Avg	Lg	TD
2008	Ind	1	5	5	5	0
2011	Ind	16	44	2.8	20	0
Career		17	49	2.9	20	0

ADDITIONAL

Fumbles-Lost: 1-0 in 2009, 2-2 in 2011, 1-1 in 2013
FR Touchdowns: 1 in 2012 (09/30/12 at TB)

POSTSEASON

Year	Team	GP	GS	No	Yds	Avg	Lg	TD
2009	Ind	3	3	21	251	12.0	36t	2
2010	Ind	1	1	5	112	22.4	57t	1
2012	Was	1	1	4	50	12.5	30	0
Career		5	5	30	413	13.8	57t	3

COLLEGE

Four-year player who saw action in 51 games at Norwich (Vt.) and Mount Union... Played one year at Norwich before transferring to Mount Union as sophomore... Was combined 246-4,380, 60 TDs receiving and 19-176, 4 TDs rushing... Also was 20-24.6, 1 TD KOR and 10-10.0 PR... 60 TD receptions rank 2nd in NCAA Division III history... Also became sixth player in Division III history to surpass 4,000+ yards receiving... Started 39 of 41 games in three seasons with Mount Union and led team to two national titles... Set school records with 202 receptions and 47 TD receptions... Ranked 2nd in school history with 3,363 receiving yards... Saw action in 14 games as senior... Was 67-955, 14 TDs receiving and 19-176, 4 TDs rushing... Was First-Team All-Ohio Athletic Conference choice and Ed Sherman Award winner as league's most outstanding receiver for second consecutive year... Was 7-119, 1 TD vs. Marietta and had two three-touchdown games... Appeared in 15 games as junior... was 67-1,212, 17 TDs receiving and 7-106, 2 TDs rushing... Also had 18-yard touchdown pass... Saw action in 12 games as sophomore... was 68-1,196, 16 TDs receiving and 10-24.1, 1 TD KOR... Was Second-Team All-OAC choice... Appeared in 10 games and was 44-1,017, 13 TDs as freshman at Norwich... Holds degree in communications.

PERSONAL

Full name is Pierre Andre Garçon... Born in Carmel, N.Y... Attended John I. Leonard (Greenacres, Fla.) H.S.... Earned two letters in football, while also competing in track and soccer... In 2014, invested and became a partner for Ashburn's SpinFire Pizza, which offers made-to-order individual pizzas and salads... Is the son of two Haitian emigrants and identifies himself as Haitian-American.

COMMUNITY

Founded the Pierre Garçon Helping Hands Foundation to provide resources for Haitians affected by the January 2010 earthquake. Flew to Haiti on mission trips and worked with three other charitable organizations to assist the region... From Port-au-Prince, Haiti... Hosted a charity event that raised more than \$30,000 for the Boys & Girls Clubs of Greater Washington during the 2013 offseason and raised more than \$100,000 in the event's second year in 2014... In 2014, participated in the 136th annual White House Easter Egg Roll, attended the Power Up to Read Celebration at Oaklands Elementary School in Laurel, Md and was a presenter at the Cinderella Ball for D.C.-area students with life-threatening illnesses or disabilities... Helped with the Smashing Walnuts Foundation fundraiser honoring the memory of Gabriella Miller in 2013... Helped Russell Athletic donate new football jerseys to Theodore Roosevelt H.S. in Washington, D.C., Thomas Jefferson H.S. in Virginia and Springbrook H.S. in Maryland.

CAREER HIGHS

SINGLE-GAME

Receptions:	11, twice, last at Philadelphia (09/21/14)
Receiving Yards:	172, vs. San Diego (11/03/13)
Long (Receiving):	88t, at New Orleans (09/09/12)
Receiving Touchdowns:	2, four times, last at TEN (12/09/10)
Carries:	2, vs. Carolina (11/27/11)
Rushing Yards:	18, at Jacksonville (11/13/11)
Long (Rushing):	18, at Jacksonville (11/13/11)

SINGLE-SEASON


Receptions:	113 (2013)
Receiving Yards:	1,346 (2013)
Receiving Touchdowns:	6 (twice, 2010 and 2011)
Receiving Average:	16.3 (2009)

DASHON GOLDSON

SAFETY
6-2 | 200
DOB: 9/18/84



9TH NFL SEASON
WASHINGTON
NARBONNE H.S. (HARBOR CITY, CALIF.)



HONOR ROLL

Buccaneers Defensive Captain (2013)
Two-time Pro Bowl selection (2011-12 seasons)
First Team All-Pro (2012)

MILESTONES

NFL debut: 10/7/07 (vs. BAL)... **First NFL start:** 9/14/08 (at SEA)... **First INT:** 9/20/09 (vs. SEA, Seneca Wallace)... **First INT TD:** 12/12/10 (vs. SEA, 39 yards off of Matt Hasselbeck) **First sack:** 10/4/09 (vs. STL, Kyle Boller)... **First FF:** 10/25/09 (at HOU, Steve Slaton)... **First FR:** 10/25/09 (at HOU, Steve Slaton)... **First postseason INT:** 1/14/12 (vs. NO, Drew Brees)... **First Super Bowl start:** 2/3/13 (Super Bowl XLVIII vs. Baltimore)

TRANSACTIONS

Selected by the San Francisco 49ers in the fourth round (126th overall) of the 2007 NFL Draft... Re-signed with the 49ers on August 8, 2011... Signed franchise tender with 49ers on July 26, 2012... Signed with the Tampa Bay Buccaneers as an unrestricted free agent on March 13, 2013... Traded to the Washington Redskins on April 3, 2015.

PRO

Joined the Redskins via trade in the 2015 offseason... Spent first six seasons of his career with the San Francisco 49ers from 2007-12 and two seasons with the Tampa Bay Buccaneers from 2013-14... Enters the 2015 season having previously appeared in 108 regular season games with 91 starts, compiling 480 tackles (379 solo), 45 passes defended, 15 interceptions (one returned for touchdown), six forced fumbles, six fumbles recovered and three sacks... Started all five postseason games in which he appeared with San Francisco, recording 37 tackles (29 solo), three passes defended, a forced fumble and an interception he returned 41 yards in the NFC Divisional Round against New Orleans.

YEAR-BY-YEAR

2014 (BUCCANEERS)

Started all 14 games in which he played, finishing second on team in tackles with 80 (62 solo)... Started season opener vs. CAR (9/7) and recorded nine tackles... Started and registered a career-best 11 tackles (nine solo) and a fumble recovery vs. STL (9/14)... Inactive in Weeks 5-6 with an ankle injury... Returned to lineup vs. MIN (10/26) and recorded seven tackles on defense and one on special teams... Logged 10 tackles in start vs. CIN (11/30).

2013 (BUCCANEERS)

Served as a defensive captain in his first season in Tampa, starting all 13 games in which he played and finishing fourth on the team with 70 tackles and third with eight passes defended... Started in Buccaneers debut at NYJ (9/8), registering seven tackles... Had a season-high nine tackles (all solo) and one pass defended vs. NO (9/15). Tied for team lead with season-high-tying nine tackles vs. PHI (10/13)... Inactive vs. CAR (10/24) and at SEA (11/3)... Made first interception and forced fumble as a Buccaneer vs. ATL (11/17)... Recorded a fumble recovery on special teams vs. BUF (12/8).

2012 (49ERS)

Earned accolades for his stellar play, earning AP first team All-Pro honors and being selected to his second career Pro Bowl... Started all 16 regular season games for San Francisco for the third time in four years. Played the year on a franchise tender and posted 66 tackles (52 solo), 12 passes defended, three interceptions, two fumbles recovered and a forced fumble, helping the Niners to an 11-4-1 record, an NFC title and a berth in Super Bowl XLVII... Returned an interception of Lions quarterback Matthew Stafford 20 yards vs. DET (9/16)... Intercepted Seattle's Russell Wilson vs. SEA, helping the Niners' secondary hold the rookie to 9-of-23 passing and a passer rating of 38.7... Started all three postseason games, recording 21 tackles (14 solo) and a forced fumble... Tied for second on the team with nine tackles in Super Bowl XLVII vs. BAL (2/3).

2011 (49ERS)

Started all 14 regular season games in which he appeared, helping the Niners to a 12-2 record in games he played and guiding the Niners to their first NFC West title since 2002... Earned his first career Pro Bowl selection after posting 64 tackles (52 solo), nine passes defended, a career-high six interceptions, a forced fumble and a fumble recovery during the regular season... Notched interceptions in consecutive games for the first time in his career in Weeks 8-9 in wins vs. CLE (10/30) and at WAS (11/6)... Later recorded interceptions in three consecutive games in Weeks 13-15, picking off A.J. Feeley at STL (12/4), John Skelton (12/11) and Ben Roethlisberger (12/19)... Notched a career-best 11 tackles (all solo) and an interception returned 41 yards in his first career postseason game, a dramatic win vs. NO (1/22).

2010 (49ERS)

Started all 16 games for a second consecutive season, compiling 78 tackles (60 solo), six passes defended, one sack and one interception (returned 39 yards for a touchdown)... Scored his first career points on a 39-yard return following an interception off of quarterback Matt Hasselbeck vs. SEA (12/12).

2009 (49ERS)

Became the Niners' full-time starter, opening all 16 games at free safety. Posted 94 tackles (76 solo), six passes defended, four interceptions (returned for 39 yards), three forced fumbles, two sacks and a fumble recovery for the season... Notched first career interception in Week 2 win vs. SEA (9/20), picking off Seahawks quarterback Seneca Wallace... Recorded first career forced fumble and fumble recovery in a start at HOU (10/25), creating and recovering a Steve Slaton fumble... Notched his first double-digit tackle total in a game with 10 tackles (nine solo) at IND (11/1)... Picked off Bears quarterback Jay Cutler in a win vs. CHI (11/12)... Forced two fumbles in a Week 14 win vs. ARI (12/14)... Returned an interception of Lions quarterback Drew Stanton 34 yards in a win vs. DET (12/27).

2008 (49ERS)

Played in nine games, making two starts. Recorded 17 tackles (15 solo) and a pass defended... Made first career start at SEA (9/14)... Also started at NO (9/28).

2007 (49ERS)

Appeared in 10 games as a rookie, posting 10 tackles (nine solo) and two passes defended... Made his NFL debut vs. BAL (10/7).

COLLEGE

Started 32-of-33 games at Washington from 2004-06, totaling 194 tackles, 22 passes defended, four interceptions for 82 yards and one touchdown, four fumble recoveries and a forced fumble. Played both corner and safety for the Huskies... Named honorable mention All-Pac-10 and led the team in passes defended as a senior... Made a career-high 80 tackles in 2006, third-most on the team, including three games of 10+ tackles. Recorded 76-yard interception return for a touchdown vs. USC (10/22/05)... Led the team in passes defended in his first year with the Huskies... Prior to his time at Washington, helped lead Coffeyville (Kan.) Community College to a 9-3 record in 2003... Named a first-team National Junior College Athletic Association All-American... Named Kansas Jayhawk Community College Conference (KJCCC) Defensive Player of the Year in 2003.

PERSONAL

Attended Narbonne H.S. in Harbor City, Calif... As a senior, tallied 130 tackles, 6.0 tackles for loss and six interceptions, including two for touchdowns... Earned first-team All-Marine League honors his final two high school seasons... In 2014, hosted "Goldson's Gobble Gobble Giveaway" with Feeding America in Tampa... Hosted a shopping spree for 50 underprivileged youth in December 2013 as part of his numerous charitable efforts with the Highest Point Foundation, launched in 2009 to provide motivational outlets for children.... In September 2013, helped host a Futbol Americano Celebration at Webb Middle School in celebration of the NFL's Hispanic Heritage Month through football drills, salsa dancing, and Hispanic cultural music... Son of Desrene Williams... Graduated with a degree in American ethnic studies... Born Dashon Hugh Goldson on Sept. 18, 1984 in Carson, Calif.

YEAR-BY-YEAR STATS

DEFENSE

Year	Team	G	GS	Tack	Solo	Sack	INT	PD
2007	SF	10	0	10	9	0	0	2
2008	SF	9	2	17	15	0	0	1
2009	SF	16	16	94	76	2	4	6
2010	SF	16	16	78	60	1	1	6
2011	SF	14	14	64	52	0	6	9
2012	SF	16	16	66	52	0	3	12
2013	TB	13	13	71	53	0	1	8
2014	TB	14	14	80	62	0	0	1
Career		108	91	480	379	3	15	45

*Tackle stats according to STATS, LLC

ADDITIONAL

Fumbles Forced-Recovered: 3-1 in 2009, 1-1 in 2011, 1-2 in 2012, 1-1 in 2013, 0-1 in 2014

INT Touchdowns: 1 in 2010

Rushing: 1 rush for 31 yards (2012, SF)

Receiving: 1 reception for 22 yards (2013, TB)


POSTSEASON

Year	Team	G	GS	Tack	Solo	Sack	INT	PD
2011	SF	2	2	16	15	0	1	3
2012	SF	3	3	21	14	0	0	0
Career		5	5	37	29	0	1	3

CAREER HIGHS

SINGLE-GAME

Total Tackles:	11, vs. St. Louis (09/14/14)
Solo Tackles:	10, at Philadelphia (10/02/11)
Interceptions:	1, many times, last vs. Atlanta (11/17/13)
Passes Defended:	2, five times, last vs. Atlanta (11/17/13)
Sacks:	1, three times, last vs. Arizona (01/02/11)
Forced Fumbles:	2, vs. Arizona (12/14/09)
Fumble Recoveries:	1, six times, last vs. St. Louis (09/14/14)



KEDRIC GOLSTON

DEFENSIVE END
6-4 | 318
DOB: 5/30/83



10TH NFL SEASON
GEORGIA
SANDY CREEK H.S. (TYRONE, GA.)

MILESTONES

NFL debut: 9/11/06 (vs. MIN)... **First sack:** 10/15/06 (vs. TEN, Vince Young)... **First FF:** 10/11/09 (at CAR, DeAngelo Williams)... **First FR:** 9/24/06 (at HOU, David Carr)

TRANSACTIONS

Originally selected by the Washington Redskins in the sixth round (196th overall) of the 2006 NFL Draft... Re-signed by the Redskins on August 4, 2011... Re-signed by the Redskins as an unrestricted free agent on March 13, 2013.

PRO

Enters 2015 having played in 125 career games with 51 starts... Credited by STATS, LLC with 211 career tackles (134 solo), 7.0 sacks, two forced fumbles and two fumble recoveries through the 2014 season... Blocked an extra point against Arizona on Oct. 21, 2007, the last extra point blocked by the Redskins and the first since Wilber Marshall against San Francisco on Nov. 20, 1988... Blocked a field goal against Chicago on Dec. 6, 2007, the first by a Redskin since Troy Vincent against Dallas on Nov. 5, 2006.

YEAR-BY-YEAR

2014 (REDSKINS)

Appeared in 11 games in his ninth NFL season, making seven solo tackles... Added one solo tackle at HOU (9/7)... Inactive vs. JAX (9/14), at PHI (9/21) and vs. NYG (9/25)... Played on defense and special teams vs. SEA (10/6), at ARI (10/12) and vs. TEN (10/19)... Contributed a solo tackle in an overtime win at DAL (10/27)... Played on defense and special teams at MIN (11/2), vs. TB (11/16), at SF (11/23) and at IND (11/30)... Inactive vs. STL (12/7)... Made two solo tackles at NYG (12/14)... Registered one solo tackle vs. PHI (12/20)... Made two solo tackles vs. DAL (12/28).

2013 (REDSKINS)

Had two tackles (one solo) vs. PHI (9/9)... Started at defensive end at GB (9/15) and had two tackles (one solo)... Started vs. DET (9/22) and made two tackles... Started and added four tackles (three solo) at OAK (9/29)... Started and added two tackles (one solo) at DAL (10/13)... Started in Washington's win vs. CHI (10/20)... Had two tackles (one solo) at DEN (10/27)... Added an assisted tackle vs. SD (11/3)... Played on defense and special teams at MIN (11/7) and at PHI (11/17)... Started and recorded an assisted tackle vs. SF (11/25)... Started vs. NYG (12/1)... Started and had an assisted tackle vs. KC (12/8)... Contributed a solo tackle at ATL (12/15)... Made two tackles (one solo) vs. DAL (12/22)... Added a solo tackle at NYG (12/29).

2012 (REDSKINS)

Veteran played in all 16 regular season games and supplemented his special teams play with 27 tackles (15 solo) as credited by coaches... Saw action at defensive end and on special teams in the team's season-opening win at NO (9/9)... Played at defensive end and on special teams at STL (9/16)... Played at defensive end and on special teams vs. CIN (9/23) and at TB (9/30)... Had one tackle in reserve duty vs. ATL (10/7)... Had a quarterback pressure vs. MIN (10/14)... Had one tackle as a reserve at NYG (10/21)... Saw action on defense and special teams at PIT (10/28)... Had one tackle in re-

serve action vs. CAR (11/4)... Had four tackles (three solo) in a win vs. PHI (11/18)... Saw action on defense and special teams in a Thanksgiving Day win at DAL (11/22)... In a win vs. NYG (12/3) on Monday Night Football, had four tackles (two solo) in reserve duty... Had two tackles (one solo) in a win vs. BAL (12/9)... Saw action on defense and special teams in wins at CLE (12/16) and at PHI (12/23)... Had two assisted tackles in a division-clinching win vs. DAL (12/30)... Added two assisted tackles in the NFC Wild Card Round vs. SEA (1/6).

2011 (REDSKINS)

Played in nine games, recording 16 tackles (eight solo), 1.5 sacks and a forced fumble... Saw action at defensive end and recorded two tackles (one solo) vs. NYG (9/11)... Saw action at defensive end vs. ARI (9/18)... Saw action at defensive end at DAL (9/26) and recorded six tackles (four solo) and a forced fumble... Saw action at defensive end at STL (10/2) and recorded one tackle (solo)... Saw action at defensive end vs. PHI (10/16) and recorded three tackles (one solo) and .5 sacks... Saw action at defensive end at CAR (10/23) and recorded five tackles (two solo)... Saw action at defensive end at BUF (10/30) and recorded four tackles (one solo)... Saw action at defensive end vs. SF (11/6) and recorded one tackle (one solo)... Saw action at defensive end at MIA (11/13) and recorded two tackles (one solo)... Placed on Reserve/Injured List on Nov. 15.

2010 (REDSKINS)

Played in 13 games with 13 starts and was inactive at DAL (12/19)... Totaled 57 tackles (32 solo), before finishing the season on Injured Reserve... Started at defensive end vs. DAL (9/12) and had four tackles (four solo). Helped control the defensive line and allow linebackers London Fletcher and Rocky McIntosh to combine for 25 tackles. Contributed to a rush defense which held both Marion Barber and Felix Jones under 40 yards rushing. Helped limit the Dallas offense to seven points... Started at defensive end vs. HOU (9/19). Totaled four tackles (three solo)... Started at defensive end at STL (9/26). Registered seven tackles (four solo) and had one hit on quarterback Sam Bradford... Opened the game at defensive end at PHI (10/3) and had seven tackles (three solo) and a pass defended. Helped limit running back LeSean McCoy to 64 rushing yards. Controlled the line of scrimmage allowing linebackers London Fletcher and Rocky McIntosh combine for 32 tackles... Started at defensive end vs. GB (10/10) and totaled six tackles (two solo). Controlled the line of scrimmage, allowing linebackers Lorenzo Alexander, London Fletcher and Brian Orakpo to combine for four sacks. Helped prevent the Packers from scoring on their final seven possessions of the game. The Packers 13 points were the fewest they scored in 38 regular season games... Opened the game at defensive end and had two tackles vs. IND (10/17)... Started at defensive end at CHI (10/24). Had two tackles (one solo) and two quarterback pressures. Helped limit the Bears to just 66 rushing yards... Had two tackles (two solo) at DET (10/31)... Started at defensive end vs. PHI (11/15) and had four tackles (three solo)... Had three tackles (one solo) at TEN (11/21)... Started at defensive end vs. MIN (11/28). Had seven tackles (two solo). Part of a defense which held the Vikings to 299 total yards... Had five tackles (two solo) and one hit on the quarterback at NYG (12/5)... Started at defensive end vs. TB (12/12) and led all defensive linemen with four tackles (three solo)... Declared inactive at DAL (12/19) with groin and elbow injuries... Placed on Injured Reserve on December 25 with an injured groin.

2009 (REDSKINS)

Played in all 16 regular season games with six starts... Recorded 50 tackles (25 solo), tied his career high with two sacks, and also added his first career forced fumble... Finished second on the team behind Andre Carter with six tackles for loss... Notched four tackles (two solo), including one for a loss, and his first sack of the season at ATL (11/8)... Totaled two tackles (solo), including one for a loss, and his second sack of the season at SD (1/4).

2008 (REDSKINS)

Played in 13 regular season games with 12 starts... Was inactive (with bone spurs in his ankle) in three contests (at NYG, 11/30; at BAL, 12/7 and vs. PHI, 12/21)... Totaled 37 tackles and a career-high two sacks... Tied his season-high with six tackles and a sack of quarterback Ben Roethlisberger vs. PIT (11/3).

2007 (REDSKINS)

Played in 15 regular season games and one postseason contest; inactive against DET (10/7)... Totaled 18 tackles and one sack for the season; his sack on quarterback Eli Manning vs. NYG (9/23) was the first of his career... Blocked an extra point against ARI (10/21), the first extra point blocked by the Redskins since Wilber Marshall against San Francisco on November 20, 1988... Blocked a field goal against CHI (12/6), the first field goal blocked by the Redskins since Troy Vincent against Dallas on November 5, 2006.

2006 (REDSKINS)

Played in all 16 regular season games as a rookie with 13 starts... Recorded a career-best 59 tackles... Made his first professional start at right defensive tackle at HOU (9/24) and recorded three tackles (one solo) and his first career fumble recovery.

COLLEGE

Played in 10 games as a senior at Georgia, with nine starts after being hampered by an elbow injury... Recorded 21 tackles (13 solo), 1.5 sacks and 28 quarterback pressures, which ranked second on the team... Helped lead the defense that held LSU to 74 yards rushing in the SEC Championship Game... Winner of the 2005 Leon Farmer Strength and Conditioning Award... Recipient of the Coaches Leadership Award for defense as a junior... Suffered a broken shoulder blade during practice, which limited him to eight games during his sophomore season... A member of the Bulldogs team that won Georgia's first SEC Championship in 20 years, defeated FSU for the Nokia Sugar Bowl title and set a school record for most victories in a season (13)... Named Freshman All-America third-team and Freshman All-SEC first-team by The Sporting News... Majored in child and family development.

PERSONAL

Is an avid fan of NASCAR... Attended Sandy Creek H.S. and is a native of Tyrone, Ga... Honored as a Parade Magazine All-American and Georgia Sports Writers Association All-American... All-time sack leader (45) at Sandy Creek... Lettered in basketball and finished second in state in wrestling his junior year... Participated in the NFL's business management and entrepreneurial programs at the Harvard Business School and the Wharton School of the University of Pennsylvania, which prepares players for their post-playing careers... Co-owns "The Studio - Mind.Body.Soul" in Ashburn, which provides Reformer Pilates and Studio Barre training for customers in Loudoun County and beyond... Also owns "Golston Real Estate," based in nearby Sterling, Va... He and his wife, Christal, have four children: Tori, Kedric II, Kaden and Avery... Daughter, Tori, is a successful child model who has appeared in Macy's billboards in Times Square and in advertisements for Target, Toys "R" Us and Linens N Things.

COMMUNITY

Has been active in the community during his time in Washington... Attended the Burgundy & Gold Youth For Tomorrow Banquet... Participated in Tyler Polumbus' Tyler's Kids Outreach Football Camp at Redskins Park... Participated in Ryan Kerrigan's first Blitz for the Better Foundation fundraising event... Contributed at the Adopt a Child Shopping Spree... Attended Darrell Green's annual Christmas With The Redskins party to benefit more than 150 underserved children during the holidays... In 2010, participated in the Ashburn Volunteer Fire Department Visit, A.C.E.S. Foundation Bowling Fundraiser, NASCAR Day at Old Dominion Speedway with Youth for Tomorrow, A.C.E.S. Foundation 'Big Play' Back-to-School Giveaway, PLAY 60 Guinness World Record Attempt and Renaldo Wynn's Adopt a Child for the Holidays. During the 2010 offseason, was awarded a grant by the NFL Youth Football Fund to help support his youth football camp... In July 2010, co-hosted "Ride to Provide," a charity bike event which helped raise money for the ACES Foundation and other children's charities... Joined the Tigerlily Foundation during the 2009 offseason to host its Annual Kickoff for Breast Cancer to raise awareness and funds to continue its mission of providing full-lifecycle assistance to young women affected by breast cancer... Joined teammates at Jason Taylor Foundation's "Cool Gear for the School Year" to assist deserving area children pick out new clothes from Old Navy in 2008... Attended the seventh annual "Dancing with the Stars" Sweetheart Ball on Valentine's Day of 2008 to help raise money for Joe Gibbs' Youth for Tomorrow Foundation.

YEAR-BY-YEAR STATS

DEFENSE

Year	Team	G	GS	Tack	Solo	Sack	PD	FF	FR
2006	Was	16	13	44	34	0.5	3	0	1
2007	Was	15	0	12	8	1	0	0	1
2008	Was	13	12	28	19	2	1	0	0
2009	Was	16	5	33	21	2	2	1	0
2010	Was	13	13	34	19	0	1	0	0
2011	Was	9	0	16	8	1.5	0	1	0
2012	Was	16	0	16	8	0	0	0	0
2013	Was	16	8	21	10	0	0	0	0
2014	Was	11	0	7	7	0	0	0	0
Career		125	51	211	134	7	7	2	2

*Tackle stats according to STATS, LLC

POSTSEASON

Year	Team	G	GS	Tack	Solo	Sack	PD	FF	FR
2007	Was	1	0	3	3	0	0	0	0
2012	Was	1	0	2	0	0	0	0	0
Career		2	0	5	3	0	0	0	0

CAREER HIGHS

SINGLE-GAME

Total Tackles:	6, three times, last time at Dallas (9/26/11)
Solo Tackles:	5, three times, last time vs. Cleveland (10/19/08)
Sacks:	1, six times, last time at Buffalo (10/30/11)
Passes Defensed:	1, seven times, last time at Detroit (10/31/10)
Forced Fumbles:	1, twice, last time at Dallas (09/26/11)
Fumble Recoveries:	1, twice, at Minnesota (12/23/07)

SINGLE-SEASON

Total Tackles:	44 (2006)
Solo Tackles:	34 (2006)
Sacks:	2 (2008 and 2009)
Passes Defensed:	3 (2006)
Forced Fumbles:	1 (2009 and 2011)
Fumble Recoveries:	1 (2006 and 2007)



RYAN GRANT

WIDE RECEIVER
6-0 | 193
DOB: 12/19/90



2ND NFL SEASON
TULANE
WEST BROOK H.S. (BEAUMONT, TEXAS)

MILESTONES

NFL debut: 9/7/14 (at HOU)... **First NFL start:** 10/27/14 (at DAL)... **First reception:** 9/14/14 (vs. JAX, 3 yards from Kirk Cousins)

TRANSACTIONS

Selected by the Washington Redskins in the fifth round (142nd overall) of the 2014 NFL Draft.

YEAR-BY-YEAR

2014 (REDSKINS)

Played in all 16 games as a rookie with two starts, catching seven passes for 68 yards on the year... Made NFL debut on offense and special teams at HOU (9/7)... Caught five passes for 57 yards vs. JAX (9/14)... Contributed on offense and special teams at PHI (9/21), vs. NYG (9/25), vs. SEA (10/6) and at ARI (10/12)... Saw action on offense vs. TEN (10/19)... Made first NFL start at DAL (10/27)... Played on offense and special teams at MIN (11/2) and vs. TB (11/16)... Started in a four-receiver set at SF (11/23)... Played on offense and special teams at IND (11/30)... Caught one pass for four yards vs. STL (12/7)... Contributed on offense and special teams at NYG (12/14) and vs. PHI (12/20)... Caught one pass for seven yards vs. DAL (12/28).

COLLEGE

Played at Tulane from 2009-13, starting 31 of the 47 games in which he appeared and finishing his career with 196 receptions for 2,769 yards and 21 touchdowns. His receptions and yardage figures finished fifth in school history... As a senior in 2013, led the Green Wave for the second consecutive year with 77 receptions for 1,039 yards and nine touchdowns in 13 games with 12 starts... Earned All-Conference USA honors from the league's coaches as a junior in 2012, starting all 12 games and recording 76 passes for 1,149 yards and six touchdowns. Led CUSA in receiving yards per game (95.8) that season... Redshirted in 2011 with a sports hernia... Started six of 12 games played in 2010, compiling 515 receiving yards with four touchdowns on 33 receptions... Played in nine games as a true freshman in 2009 and caught nine passes for 39 yards.

PERSONAL

Attended West Brook H.S. in Beaumont, Texas, where he lettered three times and helped the Bruins to a combined 27-8 record during his career... Won a District 21-5A title as a senior and advanced to the state playoffs all three seasons... Named first-team all-district as a senior after catching 42 passes for 717 yards and seven touchdowns... Named a two-star recruit by Rivals.com and Scout.com... Majored in business management and minored in marketing... Visited hematology patients at a Washington, D.C. Ronald McDonald House and also stressed the importance of staying on the right path on a panel at the Fairfax Juvenile Detention Center in 2014... Son of Greta Roberts and Reginald Grant... Full name: Ryan Joseph Grant... Born on Dec. 19, 1990 in Beaumont, Texas.

YEAR-BY-YEAR STATS

RECEIVING

Year	Team	GP	GS	No	Yds	Avg	Lg	TD
2014	Was	16	2	7	68	9.7	21	0
Career		16	2	7	68	9.7	21	0



ROBERT GRIFFIN III

QUARTERBACK
6-2 | 222
DOB: 2/12/90



4TH NFL SEASON
BAYLOR
COPPERAS COVE H.S. (COPPERAS COVE, TEXAS)

HONOR ROLL

Offensive Captain (2012-13)
Pro Bowl Selection (2012 season)
AP Offensive Rookie of the Year (2012)
PFW/PFWA Rookie of the Year; All-Rookie Team (2012)
Sporting News Rookie of the Year (2012)
Redskins Ed Block Courage Award (2013)

MILESTONES

NFL debut: 9/9/12 (at NO)... **First win as starter:** 9/9/12: (at NO)... **First completion:** 9/9/12 (at NO, no gain to Pierre Garçon)... **First passing TD:** 9/9/12 (at NO, 88 yards to Pierre Garçon)... **First four-TD game passing:** 11/18/12 (vs. PHI, 4)... **First 300-yard passing game:** 9/9/12 (at NO, 320 yards)... **First rushing TD:** 9/16/12 (at STL, 5 yards)... **First multi-TD game rushing:** 9/16/12 (at STL, 2)... **First 100-yard rushing game:** 10/14/12 (vs. MIN, 138 yards)... **First postseason passing TD:** 1/6/13 (vs. SEA, 4 yards to Evan Royster)

TRANSACTIONS

Selected by the Washington Redskins in the first round (second overall) of the 2012 NFL Draft.

PRO

Dynamic athlete who enters 2015 having started 35 games plus a postseason game in his first three NFL seasons... Holds NFL rookie records for passer rating (102.4), percentage of passes had intercepted (1.27) and rushing yards by a quarterback (815)... Became the first Redskin quarterback to earn AP Rookie of the Year honors and joined running back Mike Thomas (1975) and Pro Football Hall of Famer Charley Taylor (1964) as the only three Redskins to win the award... Completed 258-of-393 passes (65.6 percent) for 3,200 yards with 20 touchdowns and a passer rating of 102.4 as a rookie in 2012... In 2013, joined Sonny Jurgensen (1966-67), Joe Theismann (1983-84), Mark Rypien (1991-92) and Jason Campbell (2008-09) as the only Redskins to post consecutive 3,000-yard passing seasons... Was the fifth quarterback in NFL history to post 3,000 passing yards in each of his first two NFL seasons, joining Peyton Manning (1998-99), Andy Dalton (2011-12), Cam Newton (2011-12) and Ryan Tannehill (2012-13).

YEAR-BY-YEAR

2014 (REDSKINS)

Played in nine games, starting seven... Started at HOU (9/7) and completed 29-of-37 passes for 267 yards with a passer rating of 96.7. Completion percentage of 78.4 was the second-highest of his career and his best since completing 93.3 percent of his passes vs. PHI in 2012... Started vs. JAX (9/14), completing 2-of-3 passes for 38 yards and adding 22 yards on two rushing attempts before exiting with an injury... Inactive with an ankle injury from Weeks 3-8... Made his return in Week 9 at MIN (11/2), starting and completing 18-of-28 passes for 251 yards and one touchdown and adding 24 rushing yards on seven carries... Started vs. TB (11/16) and completed 23-of-32 passes for 207 yards with one touchdown... Started at SF (11/23) and completed 11-of-19 passes for 106 yards... Active but did not play at IND

(11/30)... Completed three-of-four passes for 33 yards in relief of Colt McCoy vs. STL (12/7)... Entered at NYG (12/14) in the first quarter in relief of McCoy and completed 18-of-27 passes for 236 yards with a touchdown and added 46 yards on five rushing attempts. Moved into the Top 10 in team history in career yards and passing touchdowns with the performance... Started and completed 16-of-23 passes for 220 yards in a win vs. PHI (12/20), including engineering a game-winning field goal drive in the final two minutes. Surpassed 1,000 career pass attempts in the game and moved past Jay Schroeder for 10th in team history... Completed 27-of-41 passes for 336 yards with one touchdown and added a rushing touchdown in a start vs. DAL (12/28). Passed Eddie LeBaron (8,068) for eighth-most passing yards in team history... Tied LeBaron, Mark Rypien and Norm Snead for the fourth-most career rushing touchdowns by a Redskins quarterback (eight) and became the 10th player in team history with 40 career passing touchdowns.

2013 (REDSKINS)

Voted by his teammates as an offensive captain prior to the season... Started the first 13 games of the season, completing 60.1 percent of his passes and throwing 16 touchdowns... Started vs. PHI (9/9) and posted then-career highs in completions (30) and pass attempts (49) and a career-high in passing yards (329). Threw two fourth-quarter touchdowns to Leonard Hankerson... Started at GB (9/15) and completed 26-of-40 passes for 320 yards with three passing touchdowns... Started vs. DET (9/22) and registered career highs in completions (32) and pass attempts (50), and reaching 326 passing yards to become the first Redskin in the Super Bowl era to post three consecutive 300-yard passing games. Also added 37 rushing yards on six carries (6.2 avg.)... Started at OAK (9/29) and completed 18-of-31 passes for 227 yards and one passing touchdown. Also added three rushing attempts for 10 yards... Started at DAL (10/13), completing 19-of-39 passes for 246 yards and adding nine rushing attempts for 77 yards, both season highs... Started and completed 18-of-29 passes for 298 yards and two touchdowns vs. CHI (10/20). Also posted season highs in rushing attempts (11) and rushing yards (84). Engineered a fourth quarter comeback, the third of his career in its entirety... Started at DEN (10/27) and completed 15-of-32 passes for 132 yards with one touchdown and two interceptions... Started vs. SD (11/3) and completed 23-of-32 passes for 291 yards and one interception. Directed a 10-play, 78-yard game-winning drive on the first possession of overtime... Started at MIN (11/7), completing 24-of-37 passes for 281 yards with a season-high-tying three touchdowns and a season-high passer rating of 114.8... Started and completed 17-of-35 passes for 264 yards and two touchdowns at PHI (11/17). Also added 44 rushing yards on 10 carries... Started vs. SF (11/25), completing 16-of-26 passes for 118 yards with an interception. Added 27 rushing yards on four carries (6.8 avg.)... Started vs. NYG (12/1) and completed 24-of-32 passes for 207 yards and one touchdown. Added 88 yards on 12 rushing attempts. Connected on his first 12 passes of the game, matching his career best for consecutive completions (12 - at DAL, 2012)... Started and completed 12-of-26 passes for 164 yards with one touchdown and one interception vs. KC (12/8)... Inactive at ATL (12/15), vs. DAL (12/22) and at NYG (12/29).

2012 (REDSKINS)

Started 15 regular season games in helping lead Washington to a 10-6 record and its first division title since 1999... Selected by his teammates as an offensive captain at midseason... Earned his first career Pro Bowl selection, becoming the first Redskins offensive rookie to earn a selection since Larry

Brown in 1969... Named PFW/PFWA Rookie of the Year and Offensive Rookie of the Year... Completed 258-of-393 passes (65.6 percent) for 3,200 yards with 20 touchdowns and a passer rating of 102.4... Set NFL rookie records for passer rating (102.4) and percentage of passes had intercepted (1.27) and fell just short of the league rookie record for completion percentage... Shattered virtually every Redskins rookie passing record and every team record for rushing by a quarterback... Made his NFL debut as the starting quarterback in a season-opening win at NO (9/9), becoming the first player born in the 1990s to start at quarterback in NFL history. Completed 19-of-26 passes for 320 yards and two touchdowns and finished with a passer rating of 139.9. Became the first player in NFL history to compile 300-plus passing yards, two or more passing touchdowns and no interceptions in an NFL debut. Threw his first career touchdown on an 88-yard pass to Pierre Garçon, the longest pass play by the Redskins since Ed Rubbert's 88-yard touchdown pass to Anthony Allen in a strike game vs. the St. Louis Cardinals on Oct. 4, 1987, a span of 397 regular season games... Started at STL (9/16) and completed 20-of-29 passes for 206 yards with one touchdown, one interception and a quarterback rating of 86.3. Added 11 carries for 82 yards and his first two career rushing touchdowns, with his 82 rushing yards being the most by a Redskins quarterback since the 1970 merger, surpassing Joe Theismann's 64 rushing yards at Chicago on 11/9/80. Became the first Redskins quarterback to rush for two TD since Mark Rypien vs. Indianapolis on Nov. 7, 1993, a span of 297 regular season games and was the first Redskins rookie QB to do so since Norm Snead at Dallas on 11/19/61... Started vs. CIN (9/23), completing 21-of-34 passes for 221 yards with one touchdown and a 90.4 passer rating. Also added 74 yards on 13 carries with one touchdown. The rushing touchdown was his third of the season, tying him with Al Dorow (1954) and Norm Snead (1961) for the team record for rushing touchdowns a Redskins rookie quarterback... Started at quarterback and registered his first fourth-quarter comeback win at TB (9/30). Finished the game 26-of-35 for 323 yards (all career highs) and added seven carries for 43 yards and a touchdown on the ground. Engineered a seven-play, 56-yard drive in 1:39 to set up Billy Cundiff for a 41-yard game-winning field goal with three seconds remaining. Scored his fourth rushing touchdown of the season on a five-yard run in the second quarter, tying Joe Theismann (1979) and Eddie LeBaron (1955) for the Redskins record of rushing touchdowns by a quarterback in a single season. Became the sixth NFL quarterback since the 1970 merger to register at least four rushing touchdowns in the first four games of a season, joining Cam Newton (2011), Kordell Stewart (1997),

Bubby Brister (1988), Steve Grogan (1976) and Terry Bradshaw (1972). With 1,170 passing yards through four games, joined Cam Newton (2011) and Ryan Tannehill (2012) as the only players to reach 1,000 passing yards in their first four games of their rookie seasons. His 300-yard passing performance was the second of his career and the 100th by a Redskins quarterback in team history... Started vs. ATL (10/7) and completed 10-of-15 passes for 91 yards before exiting the game in the third quarter with a head injury. Rushed once for seven yards, giving him 241 on the season, breaking Sammy Baugh's team record for rushing yards by a rookie quarterback in a season (240 in 1937)... Started vs. MIN (10/14) and completed 17-of-22 passes for 182 yards and a touchdown. Also tied a career high in rushing attempts (13) and set a career high with 138 rushing yards with two rushing touchdowns. Set a franchise record for single-game rushing yardage by a quarterback with the first 100-yard rushing effort by a QB in team history. Broke the team record for rushing yards by a quarterback in a single season, surpassing Harry Gilmer, who had 365 rushing yards in 1952 and saw action at both quarterback and left halfback in that season (the previous high by a Redskins player who played strictly quarterback was Joe Theismann, who rushed for 314 yards in 1984). Ended the evening with a 76-yard touchdown run, the longest by a quarterback in team history and the longest by an NFL quarterback since Pittsburgh's Kordell Stewart rushed for an 80-yard touchdown against Carolina on Dec. 22, 1996. The run was the longest by any Redskin since Clinton Portis had a 78-yard run vs. the Kansas City Chiefs on Oct. 18, 2009. Became only the second individual quarterback in team history with at least one rushing touchdown and one passing touchdown in three games in a season since 1950 (Joe Theismann, 1980). Joined Michael Vick as the only NFL quarterbacks since 1970 to rush for at least 130 yards and two touchdowns in a game. His six rushing touchdowns are the most by a Redskins quarterback in a single season in team history. He was previously tied with Joe Theismann (1979) and Eddie LeBaron (1955)... Started at NYG (10/21) and completed 20-of-28 passes for 258 yards with two touchdowns, and added 89 rushing yards on nine carries (9.9 avg.). Had a 108.9 passer rating, marking the third time he had eclipsed 100.0 in a game... Started at PIT (10/28), completing 16-of-34 passes for 177 yards with one touchdown and no interceptions. Threw the eighth touchdown pass of his rookie season, finding wide receiver Santana Moss for a one-yard touchdown on fourth down in the second quarter... Started vs. CAR (11/4) and completed 23-of-39 passes for 215 yards. With 23 completions, he tied Norm Snead's team record for completions in a rookie season (172, set in 1961). Also rushed 13 times for 76 yards, making

YEAR-BY-YEAR STATS

PASSING

Year	Team	G	GS	Att	Comp	Pct	Yds	Yd/A	TD	Int	Lg	Rate
2012	Was	15	15	393	258	65.6	3200	8.1	20	5	88t	102.4
2013	Was	13	13	456	274	60.1	3203	7.0	16	12	62t	82.2
2014	Was	9	7	214	147	68.7	1694	7.9	4	6	274	82.2
Career		37	35	1063	679	63.9	8097	7.6	40	23	88t	90.6

RUSHING

Year	Team	Att	Yds	Avg	Lg	TD
2012	Was	120	815	6.8	76t	7
2013	Was	86	489	5.7	26	0
2014	Was	38	176	4.6	23	1
Career		244	1480	6.1	76t	8

ADDITIONAL

Record as Starter: 14-21 (.400) career; 14-21 (.400) with Redskins

Fumbles-Lost: 12-2 in 2012; 11-4 in 2013; 9-5 in 2014

Fourth Quarter Comeback Wins: 2 in 2012 (09/30/12 at TB, 12/3/12 vs. NYG), 1 in 2013 (10/20/13 at CHI)

Overtime Wins: 1 in 2013 (11/03/13 vs. SD)

300-Yard Passing Games: 7 (3 in 2012, 3 in 2013, 1 in 2014)

POSTSEASON: 2012 (WAS): 1 G (1 GS), 10-for-19 (52.6%), 84 yds, 2 TD, 1 INT, 77.5 rating; 5 carries for 21 yds

he and running back Alfred Morris the first rookie quarterback-running back tandem in NFL history to each amass 500 rushing yards in a season... Started in a win vs. PHI (11/18) and completed 14-of-15 passes (93.3 percent) for 200 yards with a career-high four touchdowns, finishing with a perfect 158.3 passer rating and also contributing 84 rushing yards on 12 carries. Became only the third NFL player (Randall Cunningham, Michael Vick) and first rookie ever with 200 pass yards, 75 rush yards and four passing TD in a single game. Was five attempts short of meeting the 20-attempt minimum needed to qualify for team records for completion percentage (Mark Brunell – 89.3 on Sept. 24, 2006 vs. Houston) and passer rating (Sonny Jurgensen – 149.3, Sept. 15, 1968 at Chicago). Became only the third rookie to surpass both 2,000 passing yards and 500 rushing yards in a season, joining Vince Young in 2006 (2,199 passing yards, 552 rushing yards) and Cam Newton in 2011 (4,051 passing yards, 706 rushing yards)... In a Thanksgiving Day win at DAL (11/22), completed 19-of-27 passes for 304 yards and four touchdowns. Became the first rookie in NFL history and the first player in Redskins history to pass for four touchdowns in consecutive games. In the game, he broke single-season team records for passing yards by a rookie (Norm Snead's 2,337 in 1961) and passing touchdowns by a rookie (Eddie LeBaron's 14 in 1952). He became the first player in NFL history to have four 60-yard passing touchdowns and a 60-yard rushing touchdown in a season. His four passing touchdowns are the most in a single game by a Redskins quarterback on Thanksgiving Day, surpassing the three Thanksgiving Day touchdowns thrown by Jim Ninowski (Nov. 28, 1968) and Danny Wuerffel (Nov. 28, 2002). Griffin III's 304 yards are also the most by a Redskins quarterback on Thanksgiving Day, surpassing Ninowski's 280... Started in a win vs. NYG on Monday Night Football (12/3), completing 13-of-21 passes for 163 yards with one touchdown. Helped the Redskins overcome a six-point deficit entering the fourth quarter, becoming the first rookie quarterback for the Redskins to engineer a fourth-quarter comeback when trailing after three quarters since Harry Theofiledes on Dec. 15, 1968 vs. Detroit. Also rushed for 72 yards on five carries, surpassing Cam Newton's former NFL record for rushing yards in a season by a rookie quarterback (706 in 2011)... Started in a win vs. BAL (12/9), completing 15-of-26 passes for 246 yards and a touchdown. Threw his 18th touchdown pass of the season on a four-yard throw to Joshua Morgan in the first quarter... Inactive at CLE (12/16) with a sprained LCL... Started in a win at PHI (12/23) and completed 16-of-24 passes for 198 yards with two touchdowns. Surpassed 3,000 passing yards for the season, marking the 20th time in team history a Redskin has done so... Started and completed 9-of-18 passes for 100 yards. Finished the season with NFL rookie records for passer rating (102.4, surpassing Russell Wilson's 100.0 passer rating this season and Ben Roethlisberger's 98.1 from the 2004 season) and for percentage of passes intercepted (1.3 percent, breaking Charlie Batch's 1.98 percent). Concluded 2012 with team rookie records for completions (258), pass attempts (393), passing yards (3,200), passing touchdowns (20), completion percentage (65.6) and passer rating (102.4). He also holds team records for rushing attempts (120), rushing yards (815) and rushing touchdowns (seven) for a quarterback of any experience level. He became the fourth NFL quarterback to rush for 800 yards in a season, joining Randall Cunningham, Bobby Douglass and Michael Vick (twice)... Started in the NFC Wild Card Round vs. SEA (1/6), becoming the first quarterback born in the 1990s (Feb. 12, 1990) to start an NFL playoff game. Completed 10-of-19 passes for 84 yards with two touchdowns and an interception. He also added 21 yards rushing on five carries. Was the first rookie quarterback to start a playoff game for the Redskins since Pro Football Hall of Famer Sammy Baugh started the 1937 NFL Championship on Dec. 12, 1937.

COLLEGE

Played in 41 games at Baylor, starting 40, eventually being named the recipient of the 77th Heisman Memorial Trophy (the first in Baylor history) following the 2011 season... In addition, also won the Davey O'Brien Award, Walter Camp Award, Johnny Unitas Golden Arm Award and Chic Harley Award, as well as earning national Player of the Year recognition from Sporting News, Yahoo! Sports and Fox Sports in 2011... Is the only player in school history to complete over 600 passes (800), attempt over 1,000 throws (1,192), compile a pass completion percentage over .650 (.671), throw for over 6,000 yards (10,366), amass more than 40 touchdown passes (78), compete in more than 1,100 total plays (1,720) and gain over 8,000 yards in total offense (12,620)... Exited Baylor with the lowest percentage of passes intercepted in NCAA FBS history (1.43%), and his pass efficiency rating of 189.48 in 2011 ranks second in NCAA season annals... Holds school single-season records with 454 pass attempts in 2010, along with a pass completion percentage of 72.3 percent, 37 touchdown tosses, 4,293 yards passing, 4,992 yards in total offense and most yards gained per pass attempt (10.68) in 2011... Was also a Track & Field All-American after finishing third at NCAA Outdoor Championships in 400-meter hurdles (49.55)... Won Big 12 gold medal in 400-meter hurdles with third-fastest time (49.22) in school history.

PERSONAL

Graduated from Baylor in December 2010, with a degree in Political Science, three years after enrolling at the university... Selected to the Texas UIL All-Century Boys Track and Field prep team in May 2010... Added 2010 and 2011 Academic All-District VI and Academic All-Big 12 Conference honors... Was a nine-time member of the Big 12 Commissioner's Honor Roll and three-time Dean's List honoree... Was rated the third-best dual-threat quarterback in the country by Rivals.com while starring for the Copperas Cove (Texas) H.S. Bulldogs... Received a four-star prospect rating from Rivals and was a member of the Texas Top 100 list... Posted a 25-4 record at Copperas Cove, earning first-team Waco Tribune-Herald Super Centex honors as a utility player and honorable mention Class 4A All-State recognition from the Associated Press in 2007... Son of Jacqueline and Robert Griffin, Jr... In the 2013 offseason, married his college sweetheart, Rebecca... Born Robert Lee Griffin III on Feb. 12, 1990 in Japan, where his parents were stationed in the military.

COMMUNITY

Started a foundation called the “Family Of 3 Foundation,” in which he assists three new families a year financially or through other means. Foundation aims to ensure that future generations will have access to the necessary tools, guidance, and motivation needed to attain sustained success in life... Has annually volunteered his time to the Redskins’ All-Star Survivors Celebration for area women battling breast cancer as well as the team’s Redskins Salute to Play 60 event at Joint Base Andrews... Was active in the community between Washington Redskins Charitable Foundation events and personal initiatives in 2014. Led a Friday Night Lights camp for 300 boys and girls at Anacostia (D.C.) High School along with other Redskins players... Participated in the 136th annual White House Easter Egg Roll... Raised money for afterschool exercise and wellness programs with actor Matthew McConaughey and teammate Alfred Morris at the Movies with Morris event... Participated in the Get the Ball Rolling Flag Football Experience with 120 middle school students at Redskins Park... Granted dialysis patient Jamia Johnson’s wish to meet the team and play catch... Helped raise funds for breast cancer research and services for the American Cancer Society at the SACK Cancer Gala... Hosted families of deceased veterans at Redskins Park in support of the Tragedy Assistance Program for Survivors... Hosted 50 children from Horton’s Kids youth organization for Desean Jackson’s Shop with a Jock event... In 2013, worked with the Make-A-Wish Foundation and the Washington Redskins Charitable Foundation to host eight-year-old Lateef Brock for a day during an offseason practice at Redskins Park... Participated in the Smashing Walnuts Foundation Fundraiser in honor of Gabriella Miller in 2012.

CAREER HIGHS

SINGLE-GAME

Pass Attempts:	50, vs. Detroit (9/22/13)
Pass Completions:	32, vs. Detroit (9/22/13)
Yards Passing:	329, vs. Philadelphia (09/09/13)
Long (Passing):	88t, at New Orleans (09/09/12)
Passing Touchdowns:	4, twice, last at Dallas (11/22/12)
Passer Rating:	158.3, vs. Philadelphia (11/18/12)
Carries:	13, vs. Minnesota (10/14/12)
Rushing Yards:	138, vs. Minnesota (10/14/12)
Long (Rushing):	76t, vs. Minnesota (10/14/12)
Rushing Touchdowns:	2, twice, last vs. Minnesota (10/14/12)

TOUCHDOWN PASS TRACKER

<u>By Target:</u>		<u>By Distance:</u>	
PLAYER	TD	YARDS	TD
Santana Moss	8	1-10	19
Pierre Garcon	6	11-20	5
Aldrick Robinson	5	21-30	6
Leonard Hankerson	4	31+	10
Logan Paulsen	4		
Jordan Reed	3		
Darrel Young	3		
DeSean Jackson	2		
Joshua Morgan	2		
Roy Helu, Jr.	1		
Niles Paul	1		
Chris Thompson	1		

<u>By Location:</u>		TD
LOCATION		
Home		16
Away		24


Regular season games

RANKS IN REDSKINS HISTORY

Category	Rank	No.
Pass Attempts:	10th	1,063
Pass Completions:	8th	679
Yards Passing:	9th	8,097
Passing Touchdowns:	10th	40
Rushing Attempts by QB:	3rd	244
Rushing Yards by QB:	2nd	1,480
Rushing Touchdowns by QB:	T-4th	8

ROOKIE AWARDS AND HONORS

- Offensive Captain
- 2013 NFL Pro Bowl Selection
- AP Offensive Rookie of the Year
- PFW/PFWA Rookie of the Year
- PFW/PFWA Offensive Rookie of the Year
- PFW/PFWA All-Rookie Team
- Sporting News Rookie of the Year
- SOTL.com Rookie of the Year
- Rolling Stone Rookie of the Year
- NFL Offensive Rookie of the Month (September and November)
- NFC Offensive Player of the Week (Weeks 1 and 11)
- NFL Pepsi Rookie of the Week (Weeks 1, 4, 5, 11-13, 16)
- FedEx Air Player of the Week (Weeks 1 and 12)
- ESPN.com Division MVP and All-NFC East Team
- Fox Galloping Gobbler Award (Thanksgiving)



DEANGELO HALL

CORNERBACK
5-10 | 198
DOB: 11/19/83



12TH NFL SEASON
VIRGINIA TECH
DEEP CREEK H.S. (CHESAPEAKE, VA.)

HONOR ROLL

Defensive Captain (2010-11, 2014)
Three-time Pro Bowler (2005, 2006, 2010 seasons)
2011 Pro Bowl MVP

MILESTONES

NFL debut: 10/24/04 (at KC)... **Redskins debut:** 11/16/08 (vs. DAL)... **100th NFL game:** 12/26/10 (at JAX)... **100th NFL start:** 10/16/11 (vs. PHI)... **First INT:** 11/28/04 (vs. NO, Aaron Brooks)... **First multi-INT game:** 09/17/06 (vs. TB, 2)... **First four-INT game:** 10/24/10 (at CHI)... **30th career INT:** 10/24/10 (at CHI, Jay Cutler)... **40th career INT:** 9/22/13 (vs. DET, Matthew Stafford)... **First TD:** 01/02/05 (at SEA, 48 yard INT return, Matt Hasselbeck)... **First FF:** 12/12/04 (vs. OAK, Chris Hetherington)... **First FR:** 10/16/05 (at NO, Antowain Smith)... **First multi-FR game:** 12/12/05 (vs. NO, 2)... **First sack:** 12/12/04 (vs. OAK, Kerry Collins)... **First reception:** 09/17/06 (vs. TB, no gain from Michael Vick)

TRANSACTIONS

Originally selected by the Atlanta Falcons in the first round (eighth overall) of the 2004 NFL Draft... Traded to the Oakland Raiders on March 21, 2008... Waived by the Oakland Raiders on November 5, 2008... Signed by the Washington Redskins as a free agent on November 8, 2008... Re-signed by the Redskins on March 3, 2009... Released by the Redskins on March 11, 2013... Signed by the Redskins on April 4, 2013... Re-signed by the Redskins on February 19, 2014.

PRO

Enters 2015 having played in 152 career games, with 146 starts, and three-postseason contests (all starts) in 2004 and 2012... Credited by STATS, LLC with 731 career tackles (575 solo), 43 interceptions, 137 passes defensed, 10 forced fumbles, 14 fumble recoveries and two sacks through the 2014 season... Was selected to the Pro Bowl with the Atlanta Falcons in 2005 and 2006 and with the Washington Redskins in 2010, earning Pro Bowl MVP honors in the game following the 2010 season... Tied an NFL record with four interceptions at Chicago in 2010... Registered 43 interceptions since across the 2004-14 seasons, fourth-most in the NFL (Ed Reed, Asante Samuel and Charles Woodson).

YEAR-BY-YEAR

2014 (REDSKINS)

Played in three games — starting all three — before suffering a season-ending Achilles injury. Recorded 16 tackles (12 solo), a forced fumble and a fumble recovery on the season... Named by his teammates as the defensive captain prior to the season... Started and appeared in his 150th career NFL game at HOU (9/7), leading the team with eight tackles (seven solo)... Started and added three tackles (two solo) vs. JAX (9/14)... Started and recorded five tackles (three solo), one forced fumble and one fumble recovery at PHI (9/21) before exiting the game with an injured Achilles.

2013 (REDSKINS)

Started all 16 games for a fourth consecutive season... Credited by coaches

with 106 tackles (79 solo), third-most on the team... Scored a team-record three defensive touchdowns (two via interception return, one via fumble return)... Started at cornerback vs. PHI (9/9) and had six tackles (three solo) and a fumble recovery he returned 75 yards for a touchdown. The fumble recovery touchdown was Hall's fourth of his career, the most among active NFL players and tied with four players for the third-most career fumble return touchdowns in NFL history... Started at GB (9/15) and had seven tackles (five solo) with a forced fumble... Started vs. DET (9/22) and added four tackles (three solo) and scored his second touchdown of the year on a 17-yard first quarter interception return. The pick made him the fifth active player to reach 40 career interceptions, joining Ed Reed, Charles Woodson, Champ Bailey and Asante Samuel. The interception return for touchdown was the fourth of his career, making Hall only the second player in NFL history to score at least four touchdowns by both interception return and by fumble return (Ronde Barber)... Started at OAK (9/29) and added two assisted tackles... Started at DAL (10/13), posting seven tackles (five solo) and a pass defensed and helping limit Dez Bryant to only 36 receiving yards... Started vs. CHI (10/20), posting four tackles (three solo) and three passes defensed... Started at DEN (10/27) and posted four solo tackles, three passes defensed and two interceptions, one of which he returned 26 yards for a touchdown. The defensive touchdown was his third of the season (two via interception return, one via fumble return), making him the first player in Redskins history to score three defensive touchdowns in a season. The pick-six was the fifth in his career, making him the sixth active player with at least five career interception returns for touchdowns (Charles Woodson, Charles Tillman, Ed Reed, Asante Samuel and Lance Briggs). The two interceptions pushed him past Vernon Dean (1982-87) and Lemar Parrish (1978-81) into the Top 10 in team history... Started and posted five tackles (three solo) vs. SD (11/3)... Started and led the Redskins with 11 tackles (seven solo) and a forced fumble at MIN (11/7)... Started and added two solo tackles at PHI (11/17)... Started vs. SF (11/25), recording a solo tackle, a pass defensed and his career-high third forced fumble of the season... Started and registered seven tackles (five solo) vs. NYG (12/1)... Started and added six tackles (all solo) vs. KC (12/8)... Started and recorded four tackles (two solo) and a pass defensed at ATL (12/15)... Started vs. DAL (12/22), notching four solo tackles and two passes defensed, including his fourth interception... Started and made four solo tackles at NYG (12/29).

2012 (REDSKINS)

Started all 16 regular season games and finished third on the team in tackles (115, 89 solo) as credited by the coaching staff... Credited with 16 passes defensed in addition to one sack, one fumble recovered and four interceptions... Started at cornerback and registered two tackles (both for loss), including the first full sack of his career, dropping Drew Brees for a seven-yard loss in a season-opening win at NO (9/9)... Started at cornerback at STL (9/16) and led the team with eight tackles (all solo), a pass defensed and a fumble recovery — the 10th fumble recovery of his career, making him the 20th active player to reach double digits in fumble recoveries... Started and had 13 tackles (11 solo) and a pass defensed vs. CIN (9/23)... Had five tackles, two passes defensed and an interception as a starter at TB (9/30)... Started and registered nine tackles (five solo) vs. ATL (10/7)... Started and posted seven tackles and had a game-ending interception of QB Christian Ponder in the end zone vs. MIN (10/14)... Started and had three tackles and a pass defensed at NYG (10/21)... Registered six tackles (five solo) as a starter at PIT (10/28)... Started and had three tackles and two passes defensed vs. CAR (11/4)... Started and had an interception of QB Nick Foles

in addition to seven tackles (six solo) in a win vs. PHI (11/18)... Started and had three tackles (two solo), two passes defended and an interception in a Thanksgiving Day win at DAL (11/22). It was Hall's second consecutive game with an interception, marking the first time he had at least one interception in consecutive games since October 2010. He also had a 43-yard onside kick return in the final minute that he downed inside the 5-yard line to allow the offense to kneel out the clock... Started in a win vs. NYG (12/3) on Monday Night Football and registered four tackles (three solo)... Started and posted seven tackles (four solo) in a win vs. BAL (12/9)... Started and registered six tackles (four solo) in a win at CLE (12/16)... Started and had five solo tackles in a win at PHI (12/23)... Started and had three tackles and three passes defended and was given a game ball by NBC's *Sunday Night Football* for his role in a division-clinching win vs. DAL (12/30)... Started and had six tackles (two solo) in the NFC Wild Card Round vs. SEA (1/6).

2011 (REDSKINS)

Named a defensive captain for the second consecutive season... Named NFC Defensive Player of the Week for his performance in Week 12... Started all 16 games... Totaled 111 tackles (75 solo), three interceptions, one forced fumble and 16 passes defended... Started at left cornerback vs. NYG (9/11) and recorded eight tackles (four solo) and one pass defended... Started at left cornerback vs. ARI (9/18) and finished with six tackles (four solo) and one pass defended... Started at left cornerback at DAL (9/26) and recorded six tackles (six solo)... Started at left cornerback at STL (10/2) and recorded six tackles (five solo) and two passes defended... Started at left corner vs. PHI (10/16) and recorded five tackles (three solo) and one interception... Started at left cornerback at CAR (10/23) and recorded five tackles (four solo) and one pass defended... Started at left cornerback at BUF (10/30) and recorded seven tackles (six solo)... Started at left cornerback vs. SF (11/6) and recorded 13 tackles (eight solo) and one forced fumble... Started at left cornerback at MIA (11/13) and recorded eight tackles (four solo) and one pass defended... Started at left cornerback vs. DAL (11/20) and recorded eleven tackles (nine solo)... Started at left cornerback at SEA (11/27) and recorded seven tackles (two solo), seven passes defended and one interception, a performance that earned him recognition as the NFC Defensive Player of the Week... Started at left cornerback vs. NYJ (12/4) and recorded seven tackles (six solo) and one pass defended... Started at left cornerback vs. NE (12/11) and recorded nine tackles (six solo)... Started at left cornerback at NYG (12/18) and recorded seven tackles (five solo), two passes defended and one interception... Started at left cornerback vs. MIN (12/24) and recorded two tackles (two solo) and one pass defended... Started at left cornerback at PHI (1/1/12) and recorded three tackles (two solo) and two passes defended.

2010 (REDSKINS)

Named a defensive captain... Earned his first trip to the Pro Bowl as a member of the Washington Redskins, where he won MVP honors... Named NFC Defensive Player of the Week for his performance in Week 7... Started all 16 games and led all Redskins with six interceptions, which tied him for fifth in the NFL and tied his career high... Also finished third on the team in tackles, with 112 (79 solo)... Totaled two forced fumbles, two fumble recoveries and 16 passes defended... Finished tied for first in the NFL in takeaways (8)... Started at cornerback vs. DAL (9/12) and registered 12 tackles (10 solo), including one tackle for a loss, two passes defended, one forced fumble and a fumble recovery, which he returned 32 yards for a touchdown. The fumble recovery for a touchdown, which came after he stripped the ball from running back Tashard Choice, was the first of Hall's career and also accounted for the only touchdown scored by the Redskins... Opened the game at cornerback and led his position group with 13 tackles (nine solo) vs. HOU (9/19)... Started at cornerback at STL (9/26) and led all Redskins cornerbacks with nine tackles (six solo). Also had a pass defended... Opened the game at cornerback at PHI (10/3) and registered seven tackles (three solo), one pass defended and an interception. His interception came in the endzone in the final play of regulation to clinch the Washington victory. Helped limit receivers DeSean Jackson and Jeremy Maclin to a combined four catches for 34 yards and no

touchdowns... Had 12 tackles (eight solo) vs. GB (10/10)... Totaled seven tackles (four solo) vs. IND (10/17)... Started at cornerback at CHI (10/24). Tied an NFL record by intercepting four passes, one of which he returned 92 yards for a touchdown. Became 19th NFL player and third Redskin to record four interceptions in the same game. He is the first NFL player to do so since Denver's Deltha O'Neal on Oct. 7, 2001. Sammy Baugh (11/14/43 vs. Detroit) and Dan Sandifer (10/31/48 vs. Boston) were the other Redskins to do so. Hall's 92-yard interception return for a touchdown was the longest of his career and tied for the third-longest in Redskins history. Coupled with his 32-yard fumble return for a touchdown in Week 1 against DAL, Hall became the first Redskins defender to score two defensive touchdowns in the same season since Andre Collins in 1994. It was his third career interception for a touchdown and his sixth career defensive return for a touchdown. Also had nine tackles (seven solo) and four passes defended. Helped hold quarterback Jay Cutler to a 54.3 passer rating. Was named NFC Defensive Player of the Week for his performance. His jersey from the game is now displayed in the Pro Football Hall of Fame... Started at cornerback at DET (10/31). Had six tackles (four solo), two passes defended and one interception. The interception gave him six on the season, matching a career high and are the most by a Redskin since Matt Stevens had six in 1999... Had eight tackles (five solo) and one pass defended vs. PHI (11/15)... Started at cornerback at TEN (11/21). Had two tackles, all solo. Held wide receiver Randy Moss without a catch... Opened the game at cornerback vs. MIN (11/28). Totaled four tackles (four solo) while helping hold quarterback Brett Favre to just 172 passing yards and no touchdowns. Part of a defense which held the Vikings to 299 total yards... Totaled two tackles (two solo) and helped hold quarterback Eli Manning to 161 yards and a 62.2 passer rating at NYG (12/5)... Started at cornerback vs. TB (12/12). Had four tackles (three solo) and two passes defended. Forced and recovered a fumble from Buccaneers running back LeGarrette Blount, which led to the Redskins first touchdown of the day... Had three tackles (three solo) at DAL (12/19)... Started at cornerback at JAX (12/26). Led all cornerbacks with six tackles (two solo)... Totaled eight tackles (seven solo) and two passes defended vs. NYG (1/2).

2009 (REDSKINS)

Played in 13 games with 12 starts, declared inactive for three games with a knee sprain (at PHI, 11/29; vs. NO, 12/6; and at OAK, 12/13)... Led the Redskins with four interceptions... Also totaled 64 tackles (44 solo), nine passes defended and one fumble recovery... Had 10 tackles (seven solo) at CAR (10/11) and intercepted his third pass of the season off quarterback Jake Delhomme leading to running back Clinton Portis' first rushing touchdown of the season... Notched four tackles (three solo) and an interception vs. DEN (11/15)... Sustained a knee sprain against at DAL (11/23) after recovering his first fumble of the season, but returned to total nine tackles.

2008 (RAIDERS/REDSKINS)

Started in eight games with the Oakland Raiders and played in seven games with four starts for the Redskins... Tied for sixth in the NFL in interceptions (5) and fifth in passes defended (21) in 2008 with Oakland and Washington... Tallied 49 tackles, three interceptions, 13 passes defended, one fumble recovery, one forced fumble and a half-sack as a member of the Raiders... Released by the Raiders on November 5... Signed with the Redskins on Nov. 8... Totaled 27 tackles (21 solo), two interceptions, eight passes defended and one fumble recovery with the Redskins... Made his Redskins debut at DAL (11/16) and had three tackles and intercepted Dallas quarterback Tony Romo... Made his first start with the Redskins at BAL (12/7) and had four tackles, one pass defended, one fumble recovery (returned for 10 yards) and one special teams stop.

2007 (FALCONS)

Tallied a career-high 71 tackles to go along with five interceptions for 80 yards, 16 passes defended, one fumble recovery, one fumble forced and a touchdown... Posted one tackle, one pass defended and one interception (19 yards) at MIN (9/9); the interception marked the 13th of his career and second on opening day (9/12/05 vs. PHI)... Recorded one tackle, one fumble

recovery (56 yards – in the first quarter for a touchdown) and one pass defensed at TEN (10/7)... Amassed a career high 11 tackles and tied a career high with four passes defensed in addition to recording one interception (33 yards) vs. NYG (10/15).

2006 (FALCONS)

Earned second consecutive Pro Bowl nod after tallying 56 tackles, a team-high four interceptions, one fumble recovery and a career-high 16 passes defensed... According to STATS Inc., less than half (48.7 percent) of the passes thrown his direction were completed... Had two tackles, one interception and two passes defensed against ARI (10/1); his interception was returned 37 yards for a touchdown... Had a then-career-best two interceptions vs. TB (9/17).

2005 (FALCONS)

Started 15 games and led the team with a career-high six interceptions... Also tallied 68 tackles, 10 passes defensed, two fumble recoveries, one forced fumble and one touchdown on the way to his first Pro Bowl selection... Registered eight punt returns for 82 yards and two kickoff returns for 45 yards... Matched up against WR Terrell Owens in the season opener and posted four tackles and one interception as he kept the Pro Bowl receiver out of the end zone before a nationally televised audience on ABC's "Monday Night Football" vs. PHI (9/12).

2004 (FALCONS)

Saw action in 10 games with nine starts after missing the first six games of the season with a hip injury suffered in the preseason... Registered 37 tackles, two interceptions, one forced fumble, six passes defensed and a half-sack; also returned one kickoff for 48 yards... Tied for second on the team with eight passes defensed and third with two interceptions... Posted first career interception vs. NO (11/28).

COLLEGE

Recorded 190 tackles, 20 passes defensed, eight interceptions, two forced fumbles, one fumble recovery and seven receptions for 86 yards with one touchdown in his three-year career at Virginia Tech... Returned 56 punts for 839 yards and five touchdowns... His five punt returns for touchdowns rank second in Big East Conference history to current teammate Santana Moss (6, Miami)... All-America first-team selection as a punt returner as a junior... Semi-finalist for the Jim Thorpe Award, given to the nation's top defensive back, as he ranked sixth on the team with a career high 93 tackles... Tallied 56 tackles, 12 passes defensed, four interceptions and one forced fumble in 10 starts as a sophomore... Registered 42 tackles and three interceptions as a freshman.

PERSONAL

Lettered in basketball, football and track at Deep Creek H.S. in Chesapeake, Va... Rushed for more than 1,300 yards and 30 touchdowns as a senior... First team all-state selection as a defensive back and kick returner as he intercepted nine passes and posted more than 100 tackles... Averaged 9.8 yards per carry as a junior and added seven picks... Placed sixth at the junior nationals in the 60-meter dash as a junior... Majored in secondary education... Served as an NFL Network analyst during the 2015 Scouting Combine... Married with six children: Tyrel (13), Mya (9), TaLia (8), Bre (5), and twins, Jaden and DJ (3)... Has participated in several community events during his time in Washington, among them the CareFirst Legislative Reception, Coca-Cola's Get the Ball Rolling Flag Football Experience, Darrell Green's annual Christmas With The Redskins event, the team's 80th Anniversary Thank You Tour throughout Virginia, Maryland and Washington, D.C. in 2012, numerous PLAY 60 events, the Brian Mitchell Youth Football Camp, Macy's Redskins Coat Giveaway Event, London's Bridge Holiday events and more.

YEAR-BY-YEAR STATS

DEFENSE

Year	Team	G	GS	Tack	Solo	Sack	INT	PD
2004	Atl	10	9	36	30	0.5	2	6
2005	Atl	15	15	66	59	0	6	10
2006	Atl	16	16	58	51	0	4	16
2007	Atl	16	15	70	63	0	5	16
2008	Oak/Was	15	12	74	63	0.5	5	21
2009	Was	13	12	58	46	0	4	9
2010	Was	16	16	95	65	0	6	16
2011	Was	16	16	90	65	0	3	16
2012	Was	16	16	90	64	1	4	14
2013	Was	16	16	78	57	0	4	13
2014	Was	3	3	16	12	0	0	0
Career		152	146	731	575	2	8	137

*Tackle stats according to STATS, LLC

KICK RETURN

Year	Team	KR	Yds	Avg	Lg	TD
2004	Atl	1	48	48	48	0
2005	Atl	2	45	22.5	23	0
2007	Atl	0	0	-	-	0
2009	Was	0	0	-	-	0
2012	Was	1	43	43	43	0
Career		4	136	34	48	0

PUNT RETURN

Year	Team	PR	Yds	Avg	Lg	TD
2004	Atl	0	0	-	-	0
2005	Atl	8	82	10.3	27	0
2007	Atl	5	41	8.2	16	0
2009	Was	2	-2	-1	0	0
2012	Was	1	0	0	0	0
Career		16	121	7.6	27	0

ADDITIONAL

Fumbles Forced-Recovered: 1-0 in 2004, 1-3 in 2005, 0-1 in 2006, 1-1 in 2007, 0-2 in 2008, 0-1 in 2009, 2-2 in 2010, 1-0 in 2011, 0-1 in 2012, 1-1 in 2013, 1-1 in 2014

INT Touchdowns: 1 in 2004, 1 in 2006, 1 in 2010, 2 in 2013

FR Touchdowns: 1 in 2005, 1 in 2007, 1 in 2010, 1 in 2013

CAREER HIGHS

SINGLE-GAME

Total Tackles:	13, vs. Houston (09/19/10)
Solo Tackles:	11, vs. NY Giants (10/15/07)
Interceptions:	4, at Chicago (10/24/10)
Passes Defensed:	5, at Seattle (11/27/11)
Forced Fumbles:	1, eight times, last at Philadelphia (09/21/14)
Fumble Recoveries:	2, vs. New Orleans (12/12/05)

SINGLE-SEASON

Total Tackles:	95 (2010)
Solo Tackles:	65 (2010 and 2011)
Interceptions:	6 (2005 and 2010)
Passes Defensed:	21 (2008)
Forced Fumbles:	3 (2013)
Fumble Recoveries:	3 (2005)

JE'RON HAMM

TIGHT END
6-3 | 236
DOB: 6/15/92



1ST NFL SEASON
LOUISIANA-MONROE
LEESVILLE (LA.) H.S.



TRANSACTIONS

Originally entered the NFL with the New Orleans Saints as a college free agent on May 12, 2014... Waived by the Saints on August 21, 2014... Signed to the Washington Redskins' practice squad on September 9, 2014.

COLLEGE

Appeared in 46 career games for Louisiana-Monroe from 2010-13, recording 111 career receptions for 1,587 yards and 10 touchdowns... As a senior in 2013, finished season with 24 receptions for 304 yards (12.7 avg.) and two touchdowns... As a junior in 2012, named All-Sun Belt honorable mention after recording 62 receptions for 915 yards (14.8 avg.) and six touchdowns... Caught 17 passes for 257 yards and a touchdown as a sophomore in 2011... Recorded eight receptions for 111 yards with one touchdown as a freshman in 2010.

PERSONAL

Attended Leesville (La.) H.S., where he earned All-District first-team honors as a senior... Earned All-Vernon Parish first team and All-Central Louisiana honors after setting single-season school records with 750 receiving yards and eight touchdowns as a senior... Also lettered in basketball... Son of Ronald and Sonya Hamm, both of whom are pastors... Welcomed and distributed toys for 1,100 children at the team's annual Skins Santa Shoppe in 2014... Full name: Je'Ron Marquis Hamm... Born June 15, 1992 in Sulzbach-Rosenburg, Germany.



JASON HATCHER

DEFENSIVE END
6-6 | 299
DOB: 7/13/82



10TH NFL SEASON
GRAMBLING STATE
JENA (LA.) H.S.

HONOR ROLL

Pro Bowl selection (2013 season)

MILESTONES

NFL debut: 9/10/06 (at JAX)... **First NFL start:** 9/26/10 (at HOU)... **Redskins debut:** 9/7/14 (at HOU)... **First sack:** 9/17/06 (vs. WAS, half sack of Mark Brunell)... **First full sack:** 11/23/06 (vs. TB, Bruce Gradkowski)... **First multi-sack game:** 9/18/11 (at SF, 2)... **First INT:** 11/6/11 (vs. SEA, Tarvaris Jackson)... **First FF:** 10/21/07 (vs. MIN, Adrian Peterson)... **First FR:** 10/14/07 (vs. NE, Tom Brady, returned 29 yards for touchdown)

TRANSACTIONS

Selected by the Dallas Cowboys in the third round (92nd overall) of the 2006 NFL Draft... Signed a contract extension with the Cowboys on August 3, 2011... Signed with the Washington Redskins as an unrestricted free agent on March 14, 2014.

PRO

Joined the Redskins in March 2014 as one of the Redskins' most high-profile acquisitions in free agency... Former rotational defensive lineman who turned into one of the NFC East's most disruptive men in the trenches... Signed in Washington following a Pro Bowl season in 2013 in which he led Dallas with a career-high 11 sacks, including eight against divisional opponents... Enters 2015 having previously appeared in 132 career regular season games with 55 starts... As a Cowboy from 2006-13, compiled 205 tackles (143 solo), 27.0 sacks, seven passes defended, four forced fumbles, four fumbles recovered and one interception.

YEAR-BY-YEAR

2014 (REDSKINS)

Started all 13 games in which he appeared in his debut season in Washington, adding 25 tackles (15 solo), 5.5 sacks and a fumble recovery... Made his Redskins debut at HOU (9/7), starting and compiling five tackles (four solo) with a pass defended... Started and notched 2.5 sacks among the Redskins' team-record-tying 10 sacks vs. JAX (9/14)... Started at PHI (9/21) and made two solo tackles... Contributed a solo tackle in a start vs. NYG (9/25)... Started and added four assisted tackles vs. SEA (10/6)... Recorded an assisted tackle (a half-sack) in a start at ARI (10/12)... Started vs. TEN (10/19) and notched two tackles (one solo)... Started and contributed defensively to an overtime win in his return to DAL (10/27)... Made two solo tackles and contributed his fourth sack of the season in a start at MIN (11/2)... Started and recorded a solo tackle vs. TB (11/16)... Started and recorded a sack among his three solo tackles at SF (11/23)... Started and recorded his first fumble recovery as a member of the Redskins at IND (11/30)... Started and made one assisted tackle — a half-sack — vs. STL (12/7)... Inactive at NYG (12/14) and vs. PHI (12/20)... Placed on Reserve/Injured list in Week 17.

2013 (COWBOYS)

Started all 15 games in which he played at defensive tackle... Posted a career-high 11 sacks, smashing his previous career high of 4.5 set in 2011... Became the first Cowboy other than DeMarcus Ware to lead Dallas in sacks

alone since Greg Ellis in 2004... Posted eight sacks in NFC East play, tied with St. Louis' Robert Quinn for the second-most sacks against divisional opponents in the NFL... Finished with three tackles, three pressures and one sack vs. NYG (9/8)... Tied for third on the team with six tackles at KC (9/15) while adding one sack, one tackle for loss, two pressures and one pass breakup... Posted two tackles, three pressures and one sack — his third consecutive game with a sack, the longest streak of his career — vs. STL (9/22) as part of a defense that yielded the Rams only 18 total yards in the first half... Finished with five tackles, one tackle for loss, two pressures and two pass breakups at SD (9/29)... Had four tackles and one pressure vs. DEN (10/6)... Finished with four tackles, one tackle for loss, two pressures, two sacks and a forced fumble vs. WAS (10/13)... Had seven tackles, one sack and four pressures as the defense held LeSean McCoy to 55 yards on 18 carries at PHI (10/20)... Recorded three tackles, two pressures and the lone sack for the team at DET (10/27)... Posted three tackles and one tackle for loss vs. MIN (11/3) before suffering a neck stinger early in the fourth quarter... Inactive at NO (11/10) with a neck strain... Had two tackles, two pressures and two sacks at NYG (11/24)... Finished with one tackle, one tackle for loss, and two pressures vs. OAK (11/28)... Posted two tackles and one pressure at CHI (12/9)... Had two tackles and a hurry vs. GB (12/15)... Made two tackles at WAS (12/22)... Registered his third multi-sack game of the season, dropping Nick Foles twice among his four tackles vs. PHI (12/29). Forced a fumble on a third quarter sack of Foles.

2012 (COWBOYS)

Started all 16 games for the first time in his career and finished fifth on the squad with a career-high 77 tackles. Was third with 4.0 sacks and 25 pressures and fourth with a career-high tying three tackles for losses... Had four tackles, one sack and two pressures in the opening win at NYG (9/5)... Finished the game at SEA (9/16) with seven tackles... Added five tackles and a pair of pressures in the home-opening win over TB (9/23)... Had five tackles against CHI (10/1), three with two pressures and a half sack at CAR (10/21) and five with two pressures against NYG (10/28)... Posted three tackles, one for a loss and led the team with a season-best three pressures at ATL (11/4)... Was in on two tackles, had three pressures and recovered a fumble in the end zone for a touchdown in the win at PHI (11/11)... Had a career-best eight tackles, one pressure and a half sack split with Ware against CLE (11/18)... Added a sack, one pressure and six tackles on Thanksgiving Day against WAS (11/22)... Posted four tackles, two pressures and a sack in the come-from-behind win at CIN (12/9)... Had five tackles, a pass breakup and a pressure in the overtime win against PIT (12/16) before adding seven tackles, two for losses, three pressures and a breakup against NO (12/23)... Tied his career-high with eight tackles with one pressure in the season finale at WAS (12/30).

2011 (COWBOYS)

Started 10 of the 13 games he played and notched 36 tackles with three for losses while setting a career best with 4.5 sacks and intercepting his first career pass... His 4.5 sacks were third on the team... Started in place of Marcus Spears in the season opener at NYJ (9/11) and recorded four tackles, one tackle for a loss and one pressure... Started once again in the overtime win at SF (9/18) and had four tackles, one pressure and a pair of sacks — his first multi-sack game... Had one tackle in the home-opening win over WAS (9/26) before a calf injury sidelined him in the second quarter... Returned to the field at PHI (10/30) and had four tackles... In the win over SEA (11/6), intercepted his first career pass while adding a tackle, one tackle for a loss

and a pass breakup... In the win over WAS (11/20), had two tackles, a sack, a tackle for a loss and three pressures... Had four tackles, two pressures and a sack at ARI (12/4)... Closed out the season at NYG (1/1/12) with a season-high six tackles, one pressure and a sack he split with Ware.

2010 (COWBOYS)

Played in 13 games with one start, totaling 17 tackles, a sack and two quarterback pressures while missing three games due to injury (groin)... Logged a season-high four tackles at WAS (9/12) in the season opener... Made his first career start at HOU (9/26) as the team opened in its nickel package, but did not record any statistics... Suffered a groin injury against NYG (10/25) in the second quarter and did not return... Missed the next three games against JAX (10/31), at GB (11/7) and at NYG (11/14) due to the injury... Returned to action against DET (11/21) and tied his season-best with four tackles along with one pressure, a sack and a fumble recovery.

2009 (COWBOYS)

In 16 games played, totaled 29 tackles, one sack, a career-high 27 quarterback pressures - fifth on the team - and a pass breakup... Opened the season at TB (9/13) with two tackles, one pass breakup and tied for the team lead with three quarterback pressures... Recorded two tackles and recovered a fumble against CAR (9/28)... Played in his 50th career game at DEN (10/4) and notched two tackles... Registered season-highs in tackles (four) and quarterback pressures (four) against OAK (11/26)... Notched his lone sack of the season against PHI (1/3).

2008 (COWBOYS)

Registered career-highs in tackles (36) along with 15 quarterback pressures, one sack, a tackle for loss and a pass breakup while playing in all 16 contests... Posted a season-high five tackles at STL (10/19)... Recorded his lone sack of the season at PIT (12/7) and notched a season-high tying five tackles.

2007 (COWBOYS)

Played in all 16 games in the defensive line rotation recording 35 tackles, 2.0 sacks, three tackles for a loss, nine quarterback pressures and one forced fumble... Recorded his first sack of the season at BUF (10/8) along with three tackles, two pressures and a tackle for loss... Had his first career fumble recovery which he returned 27 yards for a touchdown following a Greg Ellis sack and forced a fumble of Tom Brady against NE (10/14). Also added one tackle for loss... Forced a fumble that was recovered by Bradie James that led to a field goal against MIN (10/21). Also had two tackles... Recorded a season-high and career-best seven tackles and one sack at WAS (12/30).

2006 (COWBOYS)

Played in 14 games as a rookie, missing two with an ankle sprain, and recorded 13 tackles, 2.5 sacks, one tackle for a loss and seven quarterback pressures... In his NFL debut at JAX (9/10), played mainly on third downs on the defensive line... Recorded his first defensive statistic against WAS (9/17), splitting a sack with Ellis on the final play of the game and added two quarterback pressures... Suffered a sprained ankle in the first half against HOU (10/15) causing him to miss the next two games... Recorded two quarterback pressures against IND (11/19) and helped limit the Colts to a season low 14 points... Had his first solo sack - a 10-yard takedown of Bruce Gradkowski - and two tackles against TB (11/23)... Posted a second quarter sack of Michael Vick on third down and added two tackles at ATL (12/16)... Against PHI (12/25) had a season-high three tackles... In his post-season debut at SEA (1/6) recorded one quarterback pressure.

COLLEGE

Finished his career at Grambling with 111 tackles, 31.5 tackles for a loss, and 18.5 sacks... Also had three passes defensed, 14 quarterback pressures and three blocked kicks... Recorded 65 tackles, including a season-high

eight stops in three different games during his senior year... Played his first full season at defensive end as a junior and finished the year with 33 tackles, 10 tackles for a loss and 5.0 sacks... Also blocked two kicks and broke up one pass... As a sophomore, started at tight end and caught one pass for 14 yards and a two-point conversion before moving to defensive end midway through the year... Finished the season with 13 tackles, 3.0 sacks and one pass breakup... Granted a medical redshirt after rupturing his right anterior cruciate ligament in 2002... Was ineligible as a true freshman because of NCAA academic requirements.

PERSONAL

Attended Jena (La.) H.S., where he lettered in football and basketball... As a senior, helped his team go 10-3 and earned all-state honors after catching 28 passes for 1,028 yards as a tight end... Majored in physical education at Grambling and hopes to become a head football coach... He and his wife, Natasha, have two sons, DiCarlos and Jason, Jr., and a daughter, Tamia.

YEAR-BY-YEAR STATS

DEFENSE

Year	Team	G	GS	Tack	Solo	Sack	PD	FF	FR
2006	Dal	14	0	15	11	2.5	0	0	0
2007	Dal	16	0	27	22	2	0	1	1
2008	Dal	16	0	17	11	1	0	0	0
2009	Dal	16	0	13	9	1	1	0	1
2010	Dal	13	1	13	9	1	0	0	1
2011	Dal	13	10	28	20	4.5	2	1	0
2012	Dal	16	16	51	27	4	1	0	1
2013	Dal	15	15	41	34	11	3	2	0
2014	Was	13	13	25	15	5.5	1	0	1
Career		132	55	230	158	32.5	8	4	5

*Tackle stats according to STATS, LLC

POSTSEASON

Year	Team	G	GS	Tack	Solo	Sack	PD	FF	FR
2006	Dal	1	0	0	0	0	0	0	0
2007	Dal	1	0	2	1	0	0	0	0
2009	Dal	2	0	0	0	0	0	0	0
Career		4	0	2	1	0	0	0	0

ADDITIONAL

Interceptions: 1 in 2011

FR Touchdowns: 1 in 2007, 1 in 2012

CAREER HIGHS

SINGLE-GAME

Total Tackles:	7, twice, last time vs. Washington (12/30/12)
Solo Tackles:	6, twice, last time vs. Kansas City (09/15/13)
Sacks:	2, four times, last vs. Philadelphia (12/29/13)
Passes Defensed:	2, at San Diego (09/29/13)
Interceptions:	1, vs. Seattle (11/06/11)
Forced Fumbles:	1, four times, last vs. Philadelphia (12/29/13)
Fumble Recoveries:	1, five times, last at Indianapolis (11/30/14)

SINGLE-SEASON

Total Tackles:	51 (2012)
Solo Tackles:	34 (2013)
Sacks:	11 (2013)
Passes Defensed:	3 (2013)
Forced Fumbles:	2 (2013)
Fumble Recoveries:	1 (Four times)



ADAM HAYWARD

LINEBACKER
6-1 | 240
DOB: 6/23/84



9TH NFL SEASON
PORTLAND STATE
MARINA H.S. (WESTMINSTER, CALIF.)

HONOR ROLL

Redskins Special Teams Captain (2014)
Buccaneers Special Teams Captain (2011-13)
2010 Buccaneers Walter Payton Man of the Year

MILESTONES

NFL debut: 9/9/07 (at SEA)... **First NFL start:** 12/13/09 (vs. NYJ)... **Redskins debut:** 9/7/14 (at HOU)... **First sack:** 11/21/10 (at SF, Troy Smith)... **First FR:** 11/21/10 (at SF, Joshua Morgan)... **First TD:** 11/11/12 (vs. SD, blocked punt return)

TRANSACTIONS

Selected by the Tampa Bay Buccaneers in the sixth round (182nd overall) of the 2007 NFL Draft... Re-signed with the Buccaneers on August 1, 2011... Signed with the Washington Redskins as an unrestricted free agent on March 12, 2014.

PRO

Veteran special teams standout who agreed to terms with the Redskins on the first day of free agency in 2014 and was voted as the Redskins' special teams captain in his first season in Washington... Enters the 2015 season having previously appeared in 118 games with 13 starts... Served as the Buccaneers' special teams captain for three years from 2011-13... Led Buccaneers in special teams tackles in five of his last six seasons in Tampa Bay... Established a single-season career high in special teams tackles in each of his first four seasons.

YEAR-BY-YEAR

2014 (REDSKINS)

Named by his teammates as special teams captain prior to his first season in Washington... Appeared in 11 games... Contributed on special teams at HOU (9/7), vs. JAX (9/14), at PHI (9/21), vs. NYG (9/25) and vs. SEA (10/6)... Played on defense in addition to special teams at ARI (10/12) and vs. TEN (10/19), recording an assisted tackle in both games... Contributed on special teams and played one defensive snap in an overtime win at DAL (10/27)... Played on defense and special teams at MIN (11/2)... Contributed on special teams vs. TB (11/16) and at SF (11/23) before exiting the game against the Niners with a leg injury.

2013 (BUCCANEERS)

Elected special teams captain for a third consecutive season... Played in all 16 games for the fourth straight season, including two starts, and finished with 15 tackles on defense, including one for loss... Credited with a team-leading 11 tackles on special teams... Recorded two tackles, including one for loss, vs. PHI (10/13)... Registered one tackle on defense and two on special teams at SEA (11/3)... Recorded one special teams tackle in his 100th career game, vs. MIA (11/11)... Posted four tackles on defense and one on special teams vs. ATL (11/17)... Recorded first start of the season at DET (11/24), recording three tackles and a pass defended... Notched one tackle on defense and one on special teams at CAR (12/1)... Registered one tackle on defense and one on special teams vs. BUF (12/8)... Recorded one tackle

on defense and two on special teams vs. SF (12/15)... Posted one tackle on defense and one tackle on special teams at STL (12/22)... Started and tallied one tackle on defense and one on special teams at NO (12/29).

2012 (BUCCANEERS)

Served as the Buccaneers' special teams captain for second straight season... Played in all 16 games, making five starts and recording 15 tackles and two passes defended... Recovered a blocked punt and returned it 29 yards for a touchdown in win vs. SD (11/11). Added two tackles on defense and one on special teams... Started at linebacker, making two tackles on defense and two on special teams in win at CAR (11/18)... Started at linebacker and posted season-high five tackles, including one for loss vs. ATL (11/25)... Posted four tackles, including one for loss, at NO (12/16)... Started vs. STL (12/23) and recorded two tackles and a pass defended... Started in win at STL (12/30) and notched one tackle on defense and three on special teams.

2011 (BUCCANEERS)

Named as the Buccaneers' special teams captain... Appeared in all 16 games, starting two... Made 24 tackles (21 solo) on defense... Made first start of the season at NO (11/6)... Started vs. HOU (11/13) and posted a career-high eight tackles (seven solo) on defense.

2010 (BUCCANEERS)

Played in all 16 games with three starts... Posted a career-high 20 special teams tackles... Compiled 18 defensive tackles (13 solo), two passes defended and one sack... Started in Week 11 at SF (11/21) and made two solo tackles. Also recorded the first sack of his career by dropping Troy Smith for a three-yard loss and notched his first fumble recovery of his career on the team's first defensive possession... Recovered a fumble on the opening kick of the second half at WAS (12/12).

2009 (BUCCANEERS)

Appeared in 15 games and made his first NFL start in Week 14 vs. NYJ (12/13)... Ranked third on the team with 15 special teams tackles... Made 13 tackles (10 solo) on defense.

2008 (BUCCANEERS)

Played in all 16 games in his second NFL season... Tied for fourth on the team with 12 special teams tackles.

2007 (BUCCANEERS)

Appeared in 12 games as a rookie... Made his NFL debut at SEA (9/9).

COLLEGE

Played in 22 games with 11 starts for Portland State (2005-06), earning All-American and unanimous All-Big Sky Conference honors for his performance at strongside linebacker... Totaled 123 tackles, 11.0 sacks, 19.0 tackles for loss and seven passes defended while forcing four fumbles and recovering another with the Vikings... As a senior, was named the league's Defensive Player of the Year... Spent three years at Colorado State (2002-04) before transferring to Portland State... Majored in business administration.

PERSONAL

Attended Marina H.S. in Westminster, Calif... Earned all-region honors from PrepStar and was a two-time all-league choice... Posted 90 tackles, including 10 stops for losses, 6.0 sacks, five forced fumbles, three fumble recoveries and two interceptions as a senior... Has traveled to Bahrain, Italy, South Korea, the Persian Gulf, and Spain to greet and visit with U.S. troops stationed overseas... Married to the former Angela Rumore. The couple has one daughter, Jaslyn Faye... Born Adam Hayward on June 23, 1984 in Long Beach, Calif.

COMMUNITY

Was extremely active in the community in his seven years in Tampa, and his commitment to community continued upon arriving in Washington in 2014... Named the Buccaneers' 2010 Man of the Year for his leadership on and off the field and efforts to make a difference in the community... In 2014, waited tables to raise money for Ryan Kerrigan's Blitz for the Better foundation, helped bring joy to 31 women battling breast cancer at the team's annual All-Star Survivors Celebration, helped raise funds for breast cancer research and services for the American Cancer Society at the SACK Cancer Gala, hosted a Friday Night Lights Breast Cancer Awareness game at Herndon (Va.) High School and hosted families of deceased veterans at Redskins Park in support of the Tragedy Assistance Program for Survivors... In Tampa, sponsored the "Hayward's Huddle for Hope" Front Row Fans section to provide a special gameday experience at Raymond James Stadium for local charities... In October 2012, served dinner to breast cancer patients and families staying at the American Cancer Society's Hope Lodge... Hosted pediatric cancer patients at the Buccaneers' "Wall of Hope" celebration in September 2012... In June 2012, visited the Highland Pines Cougars youth football program to lead children through football drills and help present thousands of dollars in new sporting equipment that vandals had stolen from the league... Presented a \$5,000 donation on behalf of the Buccaneers to My Hope Chest, nonprofit organization that assists uninsured women with reconstructive surgery post-mastectomy, in October 2011... Named the 2010 Ambassador for the Florida Suncoast Affiliate of Susan G. Komen for the Cure for filming public service announcements, serving as the Honorary Chair for Komen's Pink Tie Gala in May 2010 and serving as Honorary Chair for Komen's Race for the Cure in October 2010, which raised more than \$1 million for breast cancer research... Presented a \$5,000 donation on behalf of the Buccaneers to Faces of Courage, a nonprofit organization that provides life-enriching experiences to families touched by cancer, in October 2010... Participated in the Buccaneers' second, third, fourth and fifth annual Day of Giving events, surprising 30 needy families with gifts, tickets and a shopping spree in December 2008-11... Distributed 400 Thanksgiving meals to underprivileged families with former teammate Ryan Nece at University Area Community Center in November 2010... Served as a celebrity escort to young women fighting cancer in the Fashion Funds the Cure fashion show to benefit the Pediatric Cancer Foundation in March 2010 and February 2012... Helped start a school in Haiti and has contributed to the non-profit "Respire Haiti."

YEAR-BY-YEAR STATS

DEFENSE

Year	Team	G	GS	Tack	Solo	Sack	INT	PD
2007	TB	12	0	6	3	0	0	0
2008	TB	16	0	5	5	0	0	0
2009	TB	15	1	13	10	0	0	0
2010	TB	16	3	18	13	1	0	2
2011	TB	16	2	24	21	0	0	0
2012	TB	16	5	18	13	0	0	2
2013	TB	16	2	15	10	0	0	1
2014	Was	11	0	2	0	0	0	0
Career		118	13	101	75	1	0	5

*Tackle stats according to STATS, LLC

ADDITIONAL

Fumbles Forced-Recovered: 0-2 in 2010

Touchdowns: 1 in 2012 (blocked punt return)

POSTSEASON

Year	Team	G	GS	Tack	Solo	Sack	PD	FF	FR
2007	TB	1	0	0	0	0	0	0	0
Career		1	0	0	0	0	0	0	0

CAREER HIGHS

SINGLE-GAME

Total Tackles: 8, vs. Houston (11/13/11)

Solo Tackles: 7, vs. Houston (11/13/11)

Sacks: 1, at San Francisco (11/21/10)

Passes Defensed: 2, five times, last at Detroit (11/24/13)

Fumble Recoveries: 1, twice, last at Washington (12/12/10)

SINGLE-SEASON

Total Tackles: 24 (2011)

Solo Tackles: 21 (2011)

Sacks: 1 (2010)

Passes Defensed: 2 (2010 and 2012)


Fumble Recoveries: 2 (2010)

ALONZO HIGHSMITH

LINEBACKER
6-0 | 240
DOB: 11/21/89



1ST NFL SEASON
ARKANSAS
ELKINS H.S. (MISSOURI CITY, TEXAS)



TRANSACTIONS

Originally entered the NFL with the Miami Dolphins as a college free agent on May 3, 2013... Waived by the Dolphins on August 23, 2013... Signed with the Kansas City Chiefs on January 1, 2014... Waived by the Chiefs on August 30, 2014... Signed with the Washington Redskins on May 18, 2015.

COLLEGE

Played at Arkansas from 2011-12 after starting his collegiate career at Phoenix (Ariz.) College... Appeared in six games for the Razorbacks in 2012 before suffering a season-ending foot injury. Made 54 tackles (25 solo) and posted two sacks and a fumble recovery... Started all 13 games of his first season at Arkansas in 2011, recording 80 tackles (12.5 for loss) with 4.5 sacks, two quarterback hurries, one forced fumble, one fumble recovery (returned 47 yards for a touchdown), one interception and one pass break-up... Was a junior college All-American at Phoenix College. Recorded 94 tackles (79 solo including 12 for loss) with four sacks, two forced fumbles and two fumble recoveries for Phoenix in 2010... Received recognition as NJCAA Region One Co-Defensive Player of the Year and was named the WSFL Defensive Player of the Year.

PERSONAL

Attended Elkins H.S. in Missouri City, Texas... Was a two-star recruit out of high school according to Rivals.com... Was a three-star Rivals recruit as a junior college prospect at Phoenix... Nicknamed "Jack"... Son of Alonzo Highsmith, Sr. and Shwayne Sesler... Father played running back for the University of Miami and had a seven-year NFL career. His brother, A.J., played safety at Miami as well... Born Nov. 21, 1989.

MICHAEL HILL

RUNNING BACK
5-10 | 210
DOB: 8/14/89



2ND NFL SEASON
MISSOURI WESTERN STATE
CENTRAL H.S. (ST. JOSEPH, MO.)



MILESTONES

NFL debut: 10/6/13 (vs. DET)

TRANSACTIONS

Originally signed with the San Diego Chargers as a college free agent on April 27, 2013... Waived by the San Diego Chargers on August 31, 2013... Signed to the Green Bay Packers' practice squad on September 2, 2013... Signed to the Packers' active roster on September 30, 2013... Waived by the Packers on October 18, 2013... Signed to the Packers' practice squad on October 22, 2013... Signed to the Tampa Bay Buccaneers' active roster from the Packers' practice squad on November 13, 2013... Waived by the Buccaneers on February 10, 2014... Signed by the Packers on February 26, 2014... Waived by the Packers on August 30, 2014... Signed to the Packers' practice squad on August 31, 2014... Released from the Packers' practice squad on November 5, 2014... Signed to the Indianapolis Colts' practice squad on November 18, 2014... Released from the Colts' practice squad on November 25, 2014... Signed to the Washington Redskins' practice squad on December 9, 2014... Re-signed with the Redskins on March 30, 2015.

YEAR-BY-YEAR

2014 (PACKERS/COLTS/REDSKINS)

Waived by the Packers in final cuts and signed to the team's practice squad... Joined the Colts' practice squad on Nov. 18 before being released a week later... Joined the Redskins' practice squad on Dec. 9.

2013 (CHARGERS/PACKERS/BUCCANEERS)

Signed with San Diego as a college free agent before being waived during final cuts... Joined the Packers' practice squad on Sept. 2 and jumped between the active roster and practice squad, appearing in two games with the Packers including his NFL debut vs. DET (10/6) and a game at BAL (10/13)... Signed to the Buccaneers' active roster from the Packers' practice squad on Nov. 13 and appeared in six games with Tampa... Made Bucs debut vs. ATL (11/17), carrying three times for three yards... Recorded five carries for 17 yards vs. BUF (12/8)... Registered two receptions for 23 yards and one carry for three yards at NO (12/29).

COLLEGE

Played in 50 games with 30 starts at Missouri Western State from 2009-12, finishing his career with 4,969 rushing yards and 35 touchdowns on 928 carries, while adding 93 receptions for 882 yards and nine touchdowns... Finished as the school's all-time leader in rushing yards, rushing attempts, all-purpose yards (5,851) and 100-yard games (20)... As a redshirt senior, finished as the runner-up for the Harion Hill Award given to the nation's top player in Division II, was voted Offensive Player of the Year for the Mid-America Intercollegiate Athletics Association and was named the Offensive Player of the Year and a First Team All-America by D2Football.com. Started all 14 contests as a senior, leading the nation with a school-record 2,168 yards on 311 carries with 16 touchdowns and 21 catches for 220 yards and three touchdowns... As a redshirt junior, started in all 12 games and earned First Team All-MIAA honors after recording 265 rushes for 1,305 yards and eight touchdowns and a career-high 31 catches for 257 yards and four touchdowns... Competed in 12 games (three starts) as a redshirt sophomore

and rushed for 704 yards on 172 carries with three touchdowns, and caught 27 passes for 269 yards with two touchdowns... Played in 12 games with one start as a redshirt freshman, recording 180 rushes for 792 yards and eight touchdowns while adding 14 catches for 136 yards.

PERSONAL

Attended Central H.S. in St. Joseph, Mo., where he played both running back and linebacker... Earned all-city, all-district and all-conference honors at both positions while also garnering all-state recognition as a running back as a senior... Lettered in track three times, participating in the 200- and 300-meter hurdles and relay teams... Son of Pamela Hill and Douglas Vaughn... Born Aug. 14, 1989.

YEAR-BY-YEAR STATS

RUSHING

Year	Team	GP	GS	Att	Yds	Avg	Lg	TD
2013	GB/TB	8	0	9	23	2.6	10	0
Career		8	0	9	23	2.6	10	0

RECEIVING

Year	Team	GP	GS	Att	Yds	Avg	Lg	TD
2013	GB/TB	8	0	2	23	11.5	12	0
Career		8	0	2	23	11.5	12	0

ADDITIONAL

2013 (GB): 1 KR for 19 yards



DUKE IHENACHO

SAFETY
6-1 | 207
DOB: 6/16/89



4TH NFL SEASON
SAN JOSE STATE
SERRA H.S. (GARDENA, CALIF.)

MILESTONES

NFL debut: 9/30/12 (vs. OAK)... **First NFL start:** 9/5/13 (vs. BAL)...
Redskins debut: 9/7/14 (at HOU)... **First FF:** 10/13/13 (vs. JAX, Justin Forsett)... **First FR:** 10/6/13 (at DAL, Dez Bryant)... **First Super Bowl start:** 2/2/14 (Super Bowl XLVIII vs. Seattle)

TRANSACTIONS

Originally signed by the Denver Broncos as a college free agent on May 3, 2012... Waived by the Broncos on August 31, 2013... Signed to the Broncos' practice squad on September 1, 2012... Signed to the Broncos' active roster on September 29, 2012... Waived by the Broncos on October 11, 2012... Signed to the Broncos' practice squad on October 13, 2012... Signed to the Broncos' active roster on October 30, 2012... Waived by the Broncos on November 13, 2012... Signed to the Broncos' practice squad on November 15, 2012... Signed futures contract with the Broncos on January 15, 2013... Re-signed with the Broncos on April 21, 2014... Waived by the Broncos on August 30, 2014... Claimed off waivers by the Washington Redskins on August 31, 2014... Re-signed with the Redskins as an exclusive rights free agent on March 4, 2015.

PRO

Joined the Redskins via waiver claim after final cuts prior to the 2014 season... Spent the first two years of his career with the Denver Broncos, appearing in 17 regular season games with 14 starts and amassing 72 tackles (55 solo), six passes defended, three forced fumbles and two fumbles recovered in his time there... Started all three postseason games for the Broncos following the 2013 season, including a start in Super Bowl XLVIII.

YEAR-BY-YEAR

2014 (REDSKINS)

Claimed by the Redskins on waivers following final cuts... Played on special teams in Redskins debut at HOU (9/7)... Contributed an assisted tackle vs. JAX (9/14)... Played on special teams at PHI (9/21) before exiting the game with a foot injury.

2013 (BRONCOS)

Started 14 of the 15 regular season games in which he played, ranking third on the team and second among defensive backs with 72 tackles, while adding six pass breakups... Tied for the team lead with three forced fumbles and recovered a team-best two fumbles... Started all three postseason games and finished with 15 tackles... Made his first career start and led the team with 12 tackles (11 solo), including one for a loss and added his first three career pass breakups vs. BAL (9/5)... Recovered his first career fumble and broke up a pair of passes at DAL (10/6)... Ranked second on the team with five tackles in Denver's AFC Championship Game vs. NE (1/19)...

2012 (BRONCOS)

Spent four weeks on the Broncos' active roster as a rookie, seeing action in two games and recording one special teams tackle... Saw action vs. OAK (9/30) and at CIN (11/4)... Spent the remainder of the 2012 campaign on the club's practice squad.

COLLEGE

Played collegiately at San Jose State from 2007-11, totaling 268 tackles (142 solo), seven interceptions, 23 passes defended, three forced fumbles and four fumble recoveries in his 47 games... Scored three defensive touchdowns, two off interceptions and one resulting from a fumble recovery... Became the first Spartan to earn first-team All-Western Athletic Conference honors three times... Recorded 73 tackles his senior year to rank third on the team... Named to the preseason Jim Thorpe Award Watch List in 2009 and went on to return an interception for a touchdown in back-to-back games as one of only two players in the country to accomplish that feat... Tallied the Spartans' only blocked punt as a freshman as the youngest player on the squad.

PERSONAL

Attended Serra H.S. in Gardena, Calif., where he played just two seasons of prep football... Made 73 tackles on defense along with 17 receptions for 335 yards (19.7 avg.) and a touchdown on offense as a senior... Majored in business marketing at San Jose State... In 2014, distributed winter coats and Redskins knit hats and scarves to over 300 children from the Maryland, D.C. and Virginia areas at the team's annual Covered for the Holidays event. Also welcomed and distributed toys for 1,100 children at the team's annual Skins Santa Shoppe... His older brother, Carl, played at San Diego State from 2007-09, and appeared in three games for the Oakland Raiders in 2012... Majored in communications at San Jose State... Last name is pronounced EE-ah-NAH-cho... Born on June 16, 1989, in Torrance, Calif.

YEAR-BY-YEAR STATS

DEFENSE

Year	Team	G	GS	Tack	Solo	Sack	INT	PD
2012	Den	2	0	0	0	0	0	0
2013	Den	15	14	72	55	0	0	6
2014	Was	3	0	1	0	0	0	0
Career		20	14	73	55	0	0	6

**Tackle stats according to STATS, LLC*

ADDITIONAL

Fumbles Forced-Recovered: 3-2 in 2013

POSTSEASON

2013: 3 G (3 GS), 15 tackles (10 solo)


CAREER HIGHS

SINGLE-GAME

Total Tackles:	12, vs. Baltimore (09/05/13)
Solo Tackles:	11, vs. Baltimore (09/05/13)
Passes Defensed:	2, at Dallas (10/06/13)
Forced Fumbles:	1, three times, last at New England (11/24/13)
Fumble Recoveries:	1, twice, last at Indianapolis (10/20/13)

SINGLE-SEASON

Total Tackles:	72 (2013)
Solo Tackles:	55 (2013)
Passes Defensed:	6 (2013)
Forced Fumbles:	3 (2013)
Fumble Recoveries:	2 (2013)



DESEAN JACKSON

WIDE RECEIVER
5-10 | 178
DOB: 12/1/86



8TH NFL SEASON
CALIFORNIA
LONG BEACH (CALIF.) POLYTECHNIC H.S.

HONOR ROLL

Three-time Pro Bowler (2009, 2010, 2013 seasons)
The Sporting News All-Pro First Team (2009)
Associated Press All-Pro Second Team (2009)

MILESTONES

NFL debut: 9/7/08 (vs. STL)... **First NFL start:** 9/7/08 (vs. STL)... **Redskins debut:** 9/7/14 (at HOU)... **100th NFL game:** 12/14/14 (at NYG)... **First reception:** 9/7/08 (vs. STL, 47 yards from Donovan McNabb)... **First receiving TD:** 9/28/08 (at CHI, 22 yards from Donovan McNabb)... **First multi-receiving TD game:** 10/13/13 (at TB, 2)... **First 100-yard receiving game:** 19/7/08 (vs. STL, 106 yards)... **First 150-yard receiving game:** 12/13/09 (at NYG, 178 yards)... **First 200-yard receiving game:** 12/12/10 (at DAL, 210 yards)... **First rushing attempt:** 9/21/08 (vs. PIT, one yard)... **First rushing touchdown:** 11/9/08 (vs. NYG, nine yards)... **First punt return:** 9/7/08 (eight yards)... **First punt return touchdown:** 10/5/08 (68 yards)... **First kick return:** 9/21/08 (vs. PIT, 12 yards)

TRANSACTIONS

Selected by the Philadelphia Eagles in the second round (49th overall) of the 2008 NFL Draft... Designated Eagles' franchise player on March 1, 2012... Re-signed with the Eagles on March 14, 2012... Released by the Eagles on March 28, 2014... Signed with the Washington Redskins on April 2, 2014.

PRO

Driven competitor who is one of the league's most explosive playmakers... Three-time Pro Bowler in 2009, 2010 and 2013 and became the first player in NFL history to earn a Pro Bowl berth at two positions in 2009... In his first season in Washington in 2014, averaged 20.9 yards per reception on 56 catches, becoming the first member of the Redskins to finish a season as the NFL leader in yards per reception since Henry Ellard in 1996... Joined the Redskins as a free agent in the 2014 offseason after having previously appeared in 87 regular season games with 86 starts... In his first six seasons with Philadelphia, amassed 356 receptions for 6,117 yards (17.2 avg.) with 32 receiving touchdowns and 57 rushing attempts for 373 yards (6.5 avg.) and three rushing touchdowns. Also returned 131 punts for 1,294 yards (9.9 avg.) with four touchdowns and added 29 yards on four kick returns in that span... Became one of only two players in NFL history to have recorded a rushing touchdown, receiving touchdown and punt return touchdown in each of his first three seasons, joining Dick Todd, who accomplished the feat with the Redskins from 1939-41.

YEAR-BY-YEAR

2014 (REDSKINS)

Played in 15 games with 13 starts, leading the Redskins with 1,169 receiving yards on 56 receptions and a team-high six receiving touchdowns... Led NFL with 20.9 yards per catch, becoming the fourth player in team history to accomplish the feat (Henry Ellard in 1996, Jim Podoley in 1957 and Hugh Taylor in 1950)... Posted the ninth season in team history with at least 20.0 yards per reception, joining Hugh Taylor (1950, 1952, 1953), Charlie Brown (1982), Bill Anderson (1959), Bobby Mitchell (1963), Jim Podoley (1957)

and Clint Didier (1986)... Became the fifth member of the Redskins to post 1,000 receiving yards in his first season in Washington (Bobby Mitchell in 1962, Henry Ellard in 1994, Laveranues Coles in 2003 and Santana Moss in 2005)... Became the first player in team history to post 1,100 receiving yards on fewer than 60 receptions and was the first NFL player to accomplish the feat since Vincent Jackson in 2011... Started in his Redskins debut at HOU (9/7), catching eight passes for 62 yards (7.8 avg.)... Started and caught one pass for 19 yards vs. JAX (9/14) before exiting with an injury... Started in his return to PHI (9/21) and posted a then-season-high 117 receiving yards on four receptions including an 81-yard bomb for a touchdown. The 100-yard receiving game was the 21st of his career and his first with the Redskins. Combined with Pierre Garçon to become the first two Redskins receivers to accumulate 100 receiving yards in the same game for the first time since Laveranues Coles (180) and Rod Gardner (118) accomplished the feat at Atlanta on Sept. 13, 2003... Caught one pass for nine yards vs. NYG (9/25)... Posted a season-high 157 receiving yards on five receptions with a 60-yard touchdown vs. SEA (10/6)... Started and caught three passes for 115 yards including a 64-yard touchdown at ARI (10/12). Was his 20th career total touchdown of 50 yards or more, passing teammate Santana Moss for sole possession of the 10th-most total touchdowns of 50-plus yards in the NFL since the 1970 merger, joining Jerry Rice, Randy Moss, Terrell Owens, Steve Smith, Joey Galloway, Ken Burrough, Devin Hester, Mel Gray and Stanley Morgan as the only players to score 20 total touchdowns of 50 yards or more since the merger. Became the first member of the Redskins to record three 50-plus-yard total touchdowns in a season since Santana Moss in 2008... Started vs. TEN (10/19), catching three passes for 49 yards (16.3 avg.) and drawing a fourth quarter pass interference call to set up Kai Forbath's game-winning 22-yard field goal... Caught six passes for a game-high 136 yards in an overtime win vs. DAL (10/27)... Started and recorded a game-high 120 receiving yards on four receptions and caught one receiving touchdown at MIN (11/2). Became the first member of the Redskins to record five 100-yard receiving games in the first nine games of a season since Pro Football Hall of Famer Bobby Mitchell in 1962. Recorded four 100-yard games in a five-game span for the first time in his career... Started and caught four passes for 35 yards and added a two-yard rush vs. TB (11/16)... Caught two passes for 39 yards at SF (11/23)... Started and recorded 84 yards and a touchdown on five receptions (16.8 avg.) at IND (11/30)... Inactive vs. STL (12/7)... Started and caught three passes for 15 yards and added a nine-yard rush at NYG (12/14)... Recorded four receptions for 126 yards (31.5 avg.) in a win vs. his former team vs. PHI (12/20). Broke 1,000 yards on the season, becoming the fifth member of the Redskins to post 1,000 receiving yards in his first season in Washington (Bobby Mitchell in 1962, Henry Ellard in 1994, Laveranues Coles in 2003 and Santana Moss in 2005). Registered his sixth 100-yard receiving game, the fourth time a Redskins receiver has done so since 1960 (Bobby Mitchell, 7 in 1962 and 6 in 1963; Art Monk, 6 in 1985)... Caught two passes for 86 yards with a touchdown in a start vs. DAL (12/28) and became the first player in team history to post 1,100 receiving yards on fewer than 60 receptions in a single season. Scored on a 69-yard touchdown reception from Robert Griffin III, his fourth of the season of 50 yards or more, the most by a member since Santana Moss in 2005. The touchdown of 50-plus yards was Jackson's 21st of his career, tied with Ken Burrough and Devin Hester for the sixth-most total touchdowns of 50-plus yards in the NFL since the 1970 merger.

2013 (EAGLES)

Earned Pro Bowl honors for the third time in his career after logging career

high in receptions (82), yards (1,332), touchdowns (9) and 100-yard games (five). Played in all 16 games, starting all 16 for the first time in his career... Ranked ninth in the NFL in both yardage and yards per catch (16.2)... Marked his third 1,000-yard season... His 82 catches were fourth-most in team history... Grabbed seven passes for 104 yards, including a 25-yard TD pass from Vick at WAS (9/9)... Snagged nine passes vs. SD (9/15) for 193 yards and a touchdown, tying Tommy McDonald (five) for the most 150+ yard receiving games in team history... Earned NFC Offensive Player of the Week honors with a seven-catch, 132-yard and one-touchdown performance at NYG (10/6)... Posted a career-high two TD receptions at TB (10/13), both from Nick Foles... Led team with 150 yards on five catches at OAK (11/3), including a 46-yard touchdown from Foles and a 59-yard grab to set up another touchdown... Grabbed a 55-yard touchdown pass from Foles at GB (11/10) after the ball deflected off the hands of two Packers defensive backs... Recorded a 19-yard touchdown reception from Foles vs. DET (12/8)... Recorded a career-high 10 catches for 195 yards and a touchdown at MIN (12/15).

2012 (EAGLES)

Played in 11 games, starting all 11... Caught 45 passes for 700 yards with two touchdowns... Recorded seven receptions for 114 yards, including a 49-yarder vs. BAL (9/16)... Hauled in six passes for 99 yds. vs. NYG (9/30), including a 19-yard touchdown... Snared a 77-yard touchdown pass from Michael Vick at NO (11/5) as part of a 100-yard night.

2011 (EAGLES)

Played in 15 games, starting all 15... Led the Eagles with 961 receiving yards and teamed with Jeremy Maclin and Brent Celek to become the first trio of Eagles to each post 800+ yards in team history... Posted 102 receiving yards on six catches at STL (9/11), including a six-yard touchdown from Vick... Racked up a season-high 171 yards on six catches vs. SF (10/2), including grabs of 61 and 45 yards from Vick... At NYG (11/20), set up a FG with a 32-yard catch from Vince Young, set up a touchdown with a 51-yard punt return, and set up the game-winning touchdown with a 10-yard catch and run from Young on 3rd-and-4... Hauled in a 34-yard touchdown pass from Vick at MIA (12/11)... 62-yard touchdown from Michael Vick vs. WAS (1/1) was his longest of the season, as he totaled four catches for 86 yards in the game.

2010 (EAGLES)

Started all 14 games in which he appeared... Led the Eagles with 1,056 receiving yards and led the NFL with a 22.5 yards per catch average... Grabbed a 45-yard touchdown pass from Vick at DET (9/19) as part of a 135-yard receiving day. Also caught a 53-yard bomb from Vick to set up another touchdown... Racked up 153 receiving yards (five catches) at JAX (9/26), including a 61-yard catch and run for a touchdown from Vick... Scored on a 31-yard rush and a 34-yard reception in the first quarter vs. ATL (10/17). Became the first WR to post a rushing and receiving touchdown in each of his first three NFL seasons since Jerry Rice (1985-87)... Piled up 109 receiving yards (seven catches) vs. IND (11/7), including a nine-yard touchdown and a 58-yard grab from Vick... Snagged an 88-yard touchdown from Vick on first play at WAS (11/15), the longest opening play from scrimmage in team history... Broke a fourth quarter tie in consecutive games at DAL (12/12) and at NYG (12/19).

2009 (EAGLES)

Played in 15 games, starting all 15... Averaged 52.8 yards per score in 2009, the highest in NFL history among players with at least 10 touchdowns in a season, breaking a record set by Chicago's Harlon Hill (50.6 in 1956)... Led the NFL with a 15.2 punt return average, the fourth-highest single-season average in team history. Also returned two punts for touchdowns, tying Brian Westbrook for the most by an Eagle in a season... His 18.6 yards per catch average finished second in the NFL among players with 30+ receptions... Posted a then-career high in receiving yards (1,156), fourth-most in the NFC... His nine touchdowns and 1,156 receiving yards were the highest

totals by an Eagle since Terrell Owens' 14 touchdowns and 1,200 yards in 2004... Garnered five NFC honors in the regular season: NFC Special Teams POW at CAR (9/13) and at NYG (12/13), NFC Offensive POW at WAS (10/26) and NFC Special Teams POM in September and December... Had five 100-yard games in 2009... Garnered NFC Special Teams POM honors in December with a 14.4-yard punt return average and a 72-yard punt return for a touchdown at NYG (12/13)... Notched NFC Special Teams POM honors in Sept. with a 22.2 punt return average and an 85-yard punt return for a touchdown vs. CAR (9/13)... Earned NFC Special Teams POW honors at NYG (12/13) when he had a 72-yard punt return for a touchdown, his second of the season and the third of his career to set a new team record. Also had a 60-yard touchdown reception and posted a career-high 178 yards... Earned NFC Offensive POW honors at WAS (10/26) with a career-long 67-yard rushing touchdown on the game's opening drive. Also caught a 57-yard touchdown pass from Donovan McNabb, becoming the second player in team history to have a rushing and receiving touchdown of 50+ yards in the same game (Bosh Pritchard vs. WAS on 10/23/49)... Earned NFC Special Teams POW honors for his performance at CAR (9/13) when he broke an 85-yard punt return for a touchdown, the second of his career and the second-longest in team history (Vai Sikahema, 87 yards on 11/22/92 at NYG). His 106 punt return yards that day was the 3rd-highest total in franchise history behind Vai Sikahema (111) and Reno Mahe (108).

2008 (EAGLES)

Played in all 16 games, starting 15... Led the team and finished second among all NFL rookie receivers in receptions (62) and receiving yards (912) in 2008... Scored touchdowns via rushing, receiving and punt return in 2008, becoming the 12th player in Eagles history to achieve that feat and the first since RB Brian Westbrook in 2003... Started in his NFL debut vs. STL (9/7) and recorded six catches for 106 yards - the second-highest total in team history for a rookie... Eclipsed the 100-yard receiving mark in each of his first two games (9/7 vs. STL., 9/15 at DAL), making him only the second player in NFL history to start a career with two consecutive 100-yard games (Eagles WR Don Looney, 1940)... Snagged his first-career touchdown, a 22-yarder from Donovan McNabb, to go along with five receptions for 71 yards at CHI (9/28)... Scored his first-career punt return touchdown on a 68-yard return in the first quarter vs. WAS (10/5)... Scored his first-career rushing touchdown on a nine-yard direct snap vs. NYG (11/9)... Recorded a 21.8-yard average on five punt returns, including returns of 62 and 30 yards in a playoff win in the NFC Wild Card Round at MIN (1/4). His 109 punt return yards were the most ever in an Eagles postseason game and his 62-yard return was the second-longest in Eagles postseason history... Scored his first-career postseason touchdown on a 62-yard pass from Donovan McNabb in the NFC Championship game at ARI (1/18).

COLLEGE

Played collegiately at California from 2005-07, appearing in 36 games with 34 starts... Recorded 162 career receptions for 2,423 yards (15.0 avg.) with 22 receiving touchdowns and added 24 rushing attempts for 199 yards (8.3 avg.) and one rushing touchdown. Also returned 38 career punts for 633 yards (16.7 avg.) with six touchdowns... As a junior in 2007, caught 65 passes for 762 yards (11.7 avg) and six touchdowns en route to first-team AFCA All-American honors. Added All-Pac-10 Conference second-team honors as a receiver and punt returner, gaining 132 yards and a TD on 11 carries (12.0 avg) and returning 12 punts for 129 yards (10.8 avg)... Captured the inaugural Randy Moss Award as the top return man in the nation and earned consensus All-American honors as a returner in 2006, leading the NCAA with an 18.2-yard average and school and league season-records with four touchdowns on 25 punt returns for a school-record 455 yards... Was named first-team All-Pac 10 Conference as a receiver and punt returner after starting all 13 games at receiver, hauling in 59 passes for a career-high 1,060 yards (18.0 avg) and nine touchdowns... As a true freshman in 2005, started 10 of 11 games at receiver, finishing with 38 catches for 601 yards (15.8 avg) and seven TDs.

PERSONAL

Attended Long Beach (Calif.) Polytechnic H.S, where he received the 2004 Glenn Davis Award from the Los Angeles Times as Southern California's Player of the Year... Registered 60 receptions for 1,075 yards and scored 15 total touchdowns as a senior in leading his team to a CIF Southern Section championship. Also played emergency defensive back in section title game against Los Alamitos H.S. and recorded two interceptions, including one he returned 68 yards for a touchdown... Earned U.S. Army All-American Bowl Most Valuable Player honors in San Antonio after he caught seven passes for 141 yards and passed for a 45-yard touchdown... Created The DeSean Jackson Foundation for Pancreatic Cancer in honor of his father, Bill, who passed away from pancreatic cancer in 2009. The foundation raises money and awareness and also works to improve the quality of life for patients and their immediate family members... In his first season in Washington in 2014, he hosted 50 children from Horton's Kids youth organization for Shop with a Jock event, spoke to Dogwood Elementary students about the importance of preventing bullying and participated in teammate Robert Griffin III's Friday Night Lights camp for 300 boys and girls at Anacostia (D.C.) High School... In 2011, when then-13-year-old Nadin Khoury made a brave appearance on "The View" to tell his story of being beaten by six older students to a national TV audience, Jackson made it a point to visit him on set and lift his spirits. Jackson regularly speaks with Nadin and took him to the ESPYs as a special guest... Graced the cover of EA Sports NCAA Football 2009... In 2011, took part in a Nike and Foot Locker TV ad along with NBA stars Amar'e Stoudemire and Chris Bosh. Also appeared with Ray Lewis, Shawne Merriman and Tony Gonzalez on a Funny or Die web show entitled "Field of Dreams2: NFL Lockout with Taylor Lautner"... In 2010, was joined by Dwight Howard, Chris Johnson, Tyson Gay, Maurice Greene and Shaquille O'Neal in a relay race on an episode of ABC's "Shaq Vs."... Majored in social welfare... Is the founder and CEO of Jaccpot Records and has five artists in that record label company as of the 2014 offseason... Has four older brothers who all played football in college — Byron (San Jose St.), Derrick (Idaho St.), Travis (Utah St.) and Jay (Santa Monica Junior College). Also has an older sister, Adreea... Born on Dec. 1, 1986.

YEAR-BY-YEAR STATS

RECEIVING

Year	Team	GP	GS	No	Yds	Avg	Lg	TD
2008	Phi	16	15	62	912	14.7	60	2
2009	Phi	15	15	62	1156	18.6	71t	9
2010	Phi	14	14	47	1056	22.5	91t	6
2011	Phi	15	15	58	961	16.6	62t	4
2012	Phi	11	11	45	700	15.6	77t	2
2013	Phi	16	16	82	1332	16.2	61t	9
2014	Was	15	13	56	1169	20.9	81t	6
Career		102	99	412	7286	17.7	91t	38

RUSHING

Year	Team	Rush	Yds	Avg	Lg	TD
2008	Phi	17	96	5.6	21	1
2009	Phi	11	137	12.5	67t	1
2010	Phi	16	104	6.5	31t	1
2011	Phi	7	41	5.9	18	0
2012	Phi	3	-7	-2.3	5	0
2013	Phi	3	2	0.7	8	0
2014	Was	4	7	1.8	9	0
Career		61	380	6.2	67t	3

KICK RETURN

Year	Team	KR	Yds	Avg	Lg	TD
2008	Phi	1	12	12	12	0
2009	Phi	1	0	0	0	0
2010	Phi	0	0	-	-	0
2011	Phi	1	7	7	7	0
2012	Phi	0	0	-	-	0
2013	Phi	1	10	10	10	0
Career		4	29	7.3	12	0

PUNT RETURN

Year	Team	PR	Yds	Avg	Lg	TD
2008	Phi	50	440	8.8	68t	1
2009	Phi	29	441	15.2	85t	2
2010	Phi	20	231	11.6	65t	1
2011	Phi	17	114	6.7	51	0
2012	Phi	1	-3	-3	-3	0
2013	Phi	14	71	5.1	32	0
2014	Was	1	0	0	0	0
Career		132	1294	9.8	85t	4

ADDITIONAL

Fumbles-Lost: 4-2 in 2008, 3-1 in 2009, 4-1 in 2010, 1-1 in 2011, 1-0 in 2012, 1-0 in 2013

CAREER HIGHS

SINGLE-GAME

Receptions:	10, at Minnesota (12/15/13)
Receiving Yards:	210, at Dallas (12/12/10)
Long (Receiving):	91t, at Dallas (12/12/10)
Receiving Touchdowns:	2, at Tampa Bay (10/13/13)
Carries:	3, three times, last vs. Indianapolis (11/07/10)
Rushing Yards:	67, at Washington (10/26/09)
Long (Rushing):	67t, at Washington (10/26/09)
Rushing Touchdowns:	1, three times, last vs. Atlanta (10/17/10)
Punt Returns:	8, vs. St. Louis (09/07/08)
Punt Return Yards:	106, at Carolina (09/13/09)
Long (Punt Return):	85t, at Carolina (09/13/09)
Punt Return Touchdowns:	1, four times, last at NY Giants (12/19/10)

SINGLE-SEASON

Receptions:	82 (2013)
Receiving Yards:	1,332 (2013)
Receiving Touchdowns:	9 (2009 and 2013)
Receiving Average:	22.5 (2010)
Carries:	17 (2008)
Rushing Yards:	137 (2009)
Rushing Touchdowns:	1 (2008, 2009, 2010)
Rushing Average:	12.5 (2009)
Punt Returns:	50 (2008)
Punt Return Yards:	441 (2009)
Punt Return Average:	15.2 (2009)
Punt Return Touchdowns:	2 (2009)

POSTSEASON YEAR-BY-YEAR STATS

POSTSEASON RECEIVING


Year	Team	GP	GS	Rec	Yds	Avg	Lg	TD
2008	Phi	3	3	11	207	18.8	62t	1
2009	Phi	1	1	3	14	4.7	6	1
2010	Phi	1	1	2	47	23.5	28	0
2013	Phi	1	1	3	53	17.7	40	0
Career		6	6	19	321	16.9	62t	2

POSTSEASON PUNT RETURN

Year	Team	PR	Yds	Avg	Lg	TD
2008	Phi	7	122	17.4	62	0
2009	Phi	2	9	4.5	8	0
2010	Phi	1	14	14	14	0
2013	Phi	1	29	29	29	0
Career		11	174	15.8	62	0

ADDITIONAL POSTSEASON

Fumbles-Lost: 1-1 in 2008
2008: 1 rush, 2 yards (2.0 avg.)



RICKY JEAN FRANCOIS

DEFENSIVE END
6-3 | 297
DOB: 11/23/86



7TH NFL SEASON
LSU
CAROL CITY H.S. (MIAMI GARDENS, FLA.)

MILESTONES

NFL debut: 12/20/09 (at PHI)... **First NFL start:** 10/9/11 (vs. TB)... **First sack:** 10/17/10 (vs. OAK, Jason Campbell)... **First multi-sack game:** 11/24/13 (at ARI, 2)... **First FF:** 10/17/10 (vs. OAK, Jason Campbell)... **First FR:** 9/28/14 (vs. TEN, Kendall Wright)... **First postseason sack:** 1/4/14 (vs. KC, Alex Smith)

TRANSACTIONS

Originally selected by the San Francisco 49ers in the seventh round (224th overall) of the 2009 NFL Draft... Signed with the Indianapolis Colts as an unrestricted free agent on March 14, 2013... Released by the Colts on February 23, 2015... Signed with the Washington Redskins on February 27, 2014.

PRO

Joined the Redskins in the 2015 offseason having previously appeared 77 career regular season games with 28 starts, compiling 95 tackles (64 solo), 8.5 sacks, eight passes defended, one forced fumble and one fumble recovery across the 2009-14 seasons... Brings track record of team success to Washington, having played for four consecutive division winners (2011-12 49ers, 2013-14 Colts) in his last four seasons... Played in 10 postseason games with two starts from 2011-14, including an appearance in Super Bowl XLVII... Was drafted in San Francisco by current Redskins General Manager Scot McCloughan.

YEAR-BY-YEAR

2014 (COLTS)

Appeared in all 16 games, posting career highs in starts (13), tackles (28), tackles for loss (seven), passes defended (four), sacks (3.0) and fumble recoveries (one)... Started at defensive tackle vs. PHI (9/15), tallying three tackles (one for loss) and one pass defended... Started in a Week 4 victory vs. TEN (9/28) and finished the contest with one tackle and one fumble recovery, the first of his career... At HOU (10/9), started and collected five solo tackles, one pass defended and tallied his first sack of the season when he brought down Texans quarterback Ryan Fitzpatrick in the second quarter... Compiled three tackles and a sack in a Week 7 start vs. CIN (10/19)... Recovered a blocked punt at PIT (10/26)... Notched two tackles and a sack in a Week 15 victory vs. HOU (12/14). Set a new single-season career-high with 3.0 sacks, surpassing his previous best of 2.5 sacks set in 2013... Compiled one tackle and half of a sack in the team's AFC Wild Card Playoff win against CIN (1/4)... In the team's AFC Divisional Playoff victory at DEN (1/11), finished with one tackle and was part of a defensive unit that held the Broncos to 288 net yards... Added two tackles in the AFC Championship Game at NE (1/18).

2013 (COLTS)

Started all 10 games in which he participated and finished the season with 19 tackles (13 solo), 2.5 sacks and two passes defended... Started his first game in a Colts uniform in regular season opener vs. OAK (9/8). Contributed with four solo tackles in the victory... Notched three tackles and split a sack — his first as a member of the Colts — vs. DEN (10/20)... Posted with his first career multiple-sack game when he brought down Cardinals quarterback Carson Palmer vs. ARI (11/24). Also added five solo tackles

and one pass defended... Started his first career postseason game at defensive tackle during the team's Wild Card Playoff win vs. KC (1/4). Compiled three tackles and recorded his first career postseason sack when he brought down Chiefs quarterback Alex Smith in the third quarter... Started at defensive tackle in the Divisional Playoff at NE (1/11) and finished with two tackles (one for loss).

2012 (49ERS)

Played in all 16 games for the third consecutive season, making three starts and totaling a then-career-high in tackles (51, according to the coaching staff) while adding 2.0 sacks... Capped the regular season registering 21 tackles (13 solo) and 2.0 sacks in the final three games... Added five tackles (three solo) in three postseason games... Posted seven tackles (four solo) at MIN (9/23)... In his first start of the season, was part of defense that held NYJ (9/30) to 145 total yards on offense in 34-0 road win... Notched his second career sack at NE (12/16)... Registered a career-high 10 tackles (six solo) at SEA (12/23)... Notched his second sack of the season vs. ARI (12/30)... Competed in NFC Divisional Playoff game vs. GB (1/12) and the NFC Championship game at ATL (1/20)... Totaled two tackles in a Super Bowl XLVII loss vs. BAL (2/3).

2011 (49ERS)

Appeared in all 16 games for a second consecutive season, making two starts and totaling 32 tackles (14 solo) according to the coaching staff and two passes defended... Made two tackles (one solo) and one pass defended in two postseason games... Made his first NFL career start vs. TB (10/9) and posted six tackles... Helped limit the Rams to just 31 yards rushing without allowing a rushing first down vs. STL (12/4). The game marked the first time the 49ers defense did not allow a rushing first down since Nov. 29, 2010 at ARI... Set a then-career-high with eight tackles and one pass defended in the regular season finale at STL (1/1)... Posted two tackles (one solo) and a pass defended in NFC Divisional Playoff game vs. NO (1/14).

2010 (49ERS)

Played in all 16 games and posted 23 tackles (13 solo) according to the coaching staff, one sack and a forced fumble... Recorded four tackles (three solo) at KC (9/26)... Registered his first career sack and forced fumble on quarterback Jason Campbell vs. OAK (10/17)... Saw extended action at GB (12/5) and tallied four tackles... Made four tackles (one solo) vs. ARI (1/2).

2009 (49ERS)

Appeared in three games late in his rookie season... Made his NFL debut at PHI (12/20) on special teams... Saw his first action on defense vs. DET (12/27).

COLLEGE

Played at LSU from 2005-08, appearing in 25 games with nine starts and posting 56 tackles, 5.5 sacks, three passes defended, three fumble recoveries and a forced fumble during his career... As a junior in 2008, played in 11 games with six starts at defensive tackle, recording 20 tackles, 2.0 sacks, two passes defended and a fumble recovery... As a sophomore in 2007, started two games and was named Defensive Most Outstanding Player in the BCS National Championship Game, registering six tackles, a half of a sack and a blocked field goal, in LSU's win over Ohio State... As a redshirt freshman in 2006, played in 12 games (one start) and tallied 27 tackles, 5.5 tackles for loss, 3.0 sacks, one pass defended, one forced fumble, and one fumble recovery... Redshirted in 2005.

PERSONAL

Attended Carol City H.S. in Miami Gardens, Fla., where he was rated the No.1 defensive line prospect in Florida by Rivals.com... Named the Dade (Fla.) County Male Athlete of the Year in both 2004 and 2005, becoming the first two-time winner of the award in its 49-year history... Named to the prep All-America team by both Riddell and Tom Lemming... Member of the Orlando Sentinel Top 100 for Florida... As a senior, named first-team all-state with 93 tackles, 15.0 sacks, six forced fumbles, three fumble recoveries and three interceptions, while setting the Florida state record for sacks in a game (6.5)... Won state championships in the shot put and discus as both a junior and senior. Recorded the nation's third-best toss in the shot put with a throw of 65-5 in 2005... Assisted his family and fellow countrymen following the earthquake that left nearly one million people homeless in Haiti. He first worked to obtain donations, getting GMC to donate 50 brand new 2010 trucks... Majored in general studies with an emphasis in communication studies and sports studies.... Born Ricky Barkley Jean Francois in Carol City, Fla on Nov. 23, 1986... Son of Zora Jones... Last name pronounced "zahn fran-SWAH."

YEAR-BY-YEAR STATS

DEFENSE

Year	Team	G	GS	Tack	Solo	Sack	PD	FF	FR
2009	SF	3	0	0	0	0	0	0	0
2010	SF	16	0	11	9	1	0	1	0
2011	SF	16	2	15	12	0	2	0	0
2012	SF	16	3	22	12	2	0	0	0
2013	Ind	10	10	19	13	2.5	2	0	0
2014	Ind	16	13	28	18	3	4	0	1
Career		77	28	95	64	8.5	8	1	1

**Tackle stats according to STATS, LLC*

POSTSEASON

Year	Team	G	GS	Tack	Solo	Sack	PD	FF	FR
2011	SF	2	0	0	0	0	1	0	0
2012	SF	3	0	1	1	0	0	0	0
2013	Ind	2	2	3	3	1	0	0	0
2014	Ind	3	0	0	0	0.5	0	0	0
Career		10	2	4	4	1.5	1	0	0

CAREER HIGHS

SINGLE-GAME

Total Tackles:	6, twice, last vs. Arizona (12/30/12)
Solo Tackles:	5, at Arizona (11/24/13)
Sacks:	2, at Arizona (11/24/13)
Passes Defended:	1, several times, last at Tennessee (12/28/14)
Forced Fumbles:	1, vs. Oakland (10/17/10)
Fumble Recoveries:	1, vs. Tennessee (09/28/14)

SINGLE-SEASON

Total Tackles:	28 (2014)
Solo Tackles:	18 (2014)
Sacks:	3 (2014)
Passes Defended:	4 (2014)
Forced Fumbles:	1 (2010)
Fumble Recoveries:	1 (2014)

JACKSON JEFFCOAT

LINEBACKER
6-3 | 253
DOB: 12/26/90



2ND NFL SEASON
TEXAS
PLANO WEST H.S. (PLANO, TEXAS)



MILESTONES

NFL debut: 10/19/14 (vs. TEN)... **First NFL start:** 12/28/14 (vs. DAL)...
First sack: 12/20/14 (vs. PHI, Mark Sanchez).. **First interception:** 12/28/14 (vs. DAL, Tony Romo)

TRANSACTIONS

Originally entered the NFL with the Seattle Seahawks as a college free agent on May 10, 2014... Waived by the Seattle Seahawks on August 25, 2014... Signed to the Washington Redskins' practice squad on September 2, 2014... Signed to the Redskins' active roster from the practice squad on October 7, 2014... Waived on November 11, 2014... Signed to the Redskins' practice squad on November 13, 2014... Signed to the Redskins' active roster on December 16, 2014.

YEAR-BY-YEAR

2014 (REDSKINS)

Played in three games as a rookie, making five tackles (two solo) and adding a sack and an interception... Made NFL debut vs. TEN (10/19)... Inactive at DAL (10/27) and at MIN (11/2)... Waived by the team on Nov. 11 but signed to the team's practice squad two days later... Spent Weeks 10-15 on the team's practice squad before being activated on Dec. 16... Recorded his first career sack vs. PHI (12/20), dropping Mark Sanchez for a loss among his two tackles on the day... Made his first career start vs. DAL (12/28), adding three tackles (one solo) and recording his first career interception on a fourth quarter throw by Tony Romo.

COLLEGE

Appeared in 40 career games with 33 starts at Texas from 2010-13, tallying 203 tackles (100 solo), including 27.5 sacks and 60 tackles for loss, 41 quarterback pressures, three forced fumbles and four fumble recoveries... As a senior in 2013, was a consensus All-American and captured the Ted Hendricks Award as the nation's top defensive end. Named first team All-American by Walter Camp, Associated Press and the American Football Coaches Association... Led the team in tackles (86), tackles for loss (22.0), sacks (13.0) and quarterback pressures (19), and tied for first in fumbles recovered (three) in 2013. Was the only FBS lineman to lead his team in tackles and ranked tied for third nationally in sacks (1.0 per game)... Earned the 2013 Big 12 Conference Defensive Player of the Year from the AP and San Antonio Express-News, and shared the coaches award with Jason Verrett of TCU.

PERSONAL

Attended Plano West (Texas) H.S., where he was a prep All-American, two-time first-team all-state and all-area selection and a three-time first-team all-district selection at defensive end... Named to PARADE's All-America High School Football Team and earned first-team All-USA honors by USA Today and EA SPORTS All-American first-team honors... Was a member of Rivals' top 100 and ESPN's top 150 national prospects. Ranked as the best defensive end and second-best overall prospect by ESPN and the best strong-side defensive end and 12th-best overall prospect by Rivals... Rated as the state's best defensive end by Dave Campbell's Texas Football... Recorded 259 tackles, 25.5 sacks, 56 tackles for loss, 42 pressures, four passes defended, three forced fumbles, two interceptions, two blocked kicks and a touchdown over his final three seasons... Also a four-year letterman in basketball and earned three letters in track and field... Served as a celebrity waiter at Ruth's Chris Steak House to benefit teammate Ryan Kerrigan's Blitz for the Better foundation in 2014. Also helped renovate Leckie Elementary School's library in Washington, D.C., distributed winter coats and Redskins knit hats and scarves to more than 300 children at the team's annual Covered for the Holidays event and distributed toys for 1,100 children at the team's annual Skins Santa Shoppe... Father, Jim, was a defensive lineman for the Dallas Cowboys (1983-94) and Buffalo Bills (1995-97), and is the current assistant coach/defensive line coach at the University of Colorado... Sister, Jacqueline, plays basketball for Texas State... Brother, Jaren, played basketball for Norwich University... Born on Dec. 26, 1990.

YEAR-BY-YEAR STATS

DEFENSE

Year	Team	G	GS	Tack	Solo	Sack	INT	PD
2014	Was	3	1	5	2	1	1	1
Career		3	1	5	2	1	1	1


*Tackle stats according to STATS, LLC

JERON JOHNSON

SAFETY
5-10 | 212
DOB: 6/12/88



5TH NFL SEASON
BOISE STATE
DOMINGUEZ H.S. (COMPTON, CALIF.)



MILESTONES

NFL debut: 9/11/11 (at SF)... **First NFL start:** 11/9/14 (vs. NYG)... **First sack:** 12/9/12 (vs. ARI, Ryan Lindley)... **First FF:** 12/9/12 (vs. ARI, Ryan Lindley)... **First FR:** 11/16/14 (at KC, Paul Richardson own fumble)

TRANSACTIONS

Originally signed by the Seattle Seahawks as a college free agent on July 26, 2011... Re-signed with the Seahawks on March 7, 2014... Signed with the Washington Redskins as an unrestricted free agent on March 16, 2015.

PRO

Joined the Redskins after four seasons with Seattle from 2011-14. Appeared in 46 games with one start as a member of the Seahawks... Part of Seahawks teams that won Super Bowl XLVIII and appeared in Super Bowl XLIX.

YEAR-BY-YEAR

2014 (SEAHAWKS)

Played in 15 regular season games and one postseason game for eventual NFC Champions... Notched 11 tackles (eight solo), a pass defended and a fumble recovery in the regular season... Made his first career start vs. NYG (11/9), collecting a team-high eight total tackles and a pass defended.

2013 (SEAHAWKS)

Played in seven games for the eventual Super Bowl XLVIII champions... Made two solo tackles and a special teams tackle vs. MIN (11/17).

2012 (SEAHAWKS)

Played in all 16 games and both postseason contests and recorded the first sacks (2.0) of his career... Added eight special teams tackles (four solo)... Notched first career sack, bringing down Christian Ponder vs. MIN (11/4)... Added strip-sack of Ryan Lindley vs. ARI (12/9), the first forced fumble of his career.

2011 (SEAHAWKS)

Appeared in eight games, recording two tackles (one solo)... Made NFL debut in Week 1 at SF (9/11).

COLLEGE

Played collegiately at Boise State from 2007-10, starting 44 games for the Broncos and leading the team in tackles in each of his final three seasons... Earned all-conference honors three consecutive years... Named first-team All-WAC in 2010 after recording 82 total tackles (45 solo) as a senior... Named second-team All-WAC in 2008 and 2009... Finished career ranked 12th in career tackles (318) at Boise State... Redshirted in 2006.

PERSONAL

Attended Dominguez H.S. in Compton, Calif., where he was a four-year letterman and was named San Gabriel Valley League defensive MVP as both a junior and senior... Named to the Press Telegram Dream Team... Earned First-Team All-CIF honors... Finished senior season with 148 tackles, five sacks, two interceptions, five forced fumbles, three fumble recoveries, one defensive touchdown and a punt return for a touchdown... Majored in communications... First name pronounced "jeh-RON"... Born on June 12, 1988.

YEAR-BY-YEAR STATS

DEFENSE

Year	Team	G	GS	Tack	Solo	Sack	INT	PD
2011	Sea	8	0	2	1	0	0	0
2012	Sea	16	0	4	3	2	0	0
2013	Sea	7	0	2	2	0	0	0
2014	Sea	15	1	11	8	0	0	1
Career		46	1	19	14	2	0	1

**Tackle stats according to STATS, LLC*

ADDITIONAL

Fumbles Forced-Recovered: 1-0 in 2012, 0-1 in 2014

POSTSEASON

Year	Team	G	GS	Tack	Solo	Sack	INT	PD
2012	Sea	2	0	0	0	0	0	0
2014	Sea	1	0	0	0	0	0	0
Career		3	0	0	0	0	0	0

CAREER HIGHS

SINGLE-GAME

Total Tackles:	8, vs. NY Giants (11/09/14)
Solo Tackles:	5, vs. NY Giants (11/09/14)
Sacks:	1, vs. Arizona (12/09/12)
Passes Defensed:	1, vs. NY Giants (11/09/14)
Forced Fumbles:	1, vs. Arizona (12/09/12)
Fumble Recoveries:	1, at Kansas City (11/16/14)



FRANK KEARSE

DEFENSIVE END
6-5 | 310
DOB: 10/28/88



4TH NFL SEASON
ALABAMA A&M
SAVANNAH (GA.) H.S.

MILESTONES

NFL debut: 10/16/11 (at ATL)... **First NFL start:** 12/11/11 (vs. ATL)... **First sack:** 12/24/11 (vs. TB, half-sack of Josh Freeman)

TRANSACTIONS

Selected by the Miami Dolphins in the seventh round (231st overall) of the 2011 NFL Draft... Waived by the Miami Dolphins on September 4, 2011... Signed to the Dolphins' practice squad on September 6, 2011... Signed to the Carolina Panthers' active roster on September 21, 2011... Waived by the Panthers on October 26, 2012... Signed to the Panthers' practice squad on October 30, 2012... Signed to the Panthers' active roster on November 28, 2012... Waived by the Panthers on September 4, 2013... Signed to the Tennessee Titans' practice squad on November 26, 2013... Signed to the Dallas Cowboys' active roster on December 18, 2013... Waived by the Cowboys on May 12, 2014... Signed by the Washington Redskins on May 17, 2014.

PRO

Enters 2015 having previously appeared in 31 career games with eight starts... Joined Washington as a free agent in the 2014 offseason after having previously spent time with the Dolphins, Panthers, Titans and Cowboys... Credited by STATS, LLC with 38 total tackles (27 solo) and 4.5 sacks as of the conclusion of the 2014 season.

YEAR-BY-YEAR

2014 (REDSKINS)

Set career highs in games player (15), total tackles (14), solo tackles (11) and sacks (three)... Inactive at HOU (9/7)... Made Redskins debut vs. JAX (9/14), recording an eight-yard sack as part of the Redskins' team-record-tying 10 sacks... Recorded two solo tackles at PHI (9/21)... Added an assisted tackle vs. NYG (9/25)... Posted a career high in both total tackles (five) and solo tackles (four) and added his then-career-high second sack of the season... Played on defense at ARI (10/12)... Added another sack vs. TEN (10/19)... Contributed on defense and special teams in an overtime win at DAL (10/27) and at MIN (11/2)... Made three tackles (two solo) vs. TB (11/16)... Contributed on defense and special teams at SF (11/23)... Played on defense and special teams at IND (11/30), vs. STL (12/7), at NYG (12/14), vs. PHI (12/20) and vs. DAL (12/28).

2013 (PANTHERS/TITANS/COWBOYS)

Spent the offseason with the Panthers before being released in early September... Signed to the Titans' practice squad on Nov. 26 and later signed to the Cowboys' active roster on Dec. 18... Appeared in the final two games of the season for Dallas, recording one tackle.

2012 (PANTHERS)

Played in eight games with four starts and was inactive for three games in two stints on Carolina's roster in addition to spending four games on the practice squad... Recorded eight tackles and one sack... Made opening day roster and played in three of the first six games before being waived (10/26) and signed to the Panthers' practice squad (10/30)... Promoted to the active roster on Nov. 28 and started the last four games at nose tackle following a

season-ending injury to Ron Edwards... Collected first career solo sack vs. ATL (12/9), dropping quarterback Matt Ryan for an eight-yard loss.

2011 (DOLPHINS/PANTHERS)

Played in six games with four starts at nose tackle for Carolina... Inactive for eight games after being signed as a free agent from Miami's practice squad on Sept. 21... Notched 11 tackles, half a sack and one pass defended... Started the last four games following season-ending injuries to defensive tackles Sione Fua and Terrell McClain... Made first NFL start vs. ATL (12/11)... Teamed with defensive tackle Jason Shirley to sack Buccaneers quarterback Josh Freeman for a five-yard loss vs. TB (12/24).

COLLEGE

Played in 44 games with 40 starts at Alabama A&M... Finished career with 129 tackles, 32 tackles for loss, six sacks, six quarterback pressures, three forced fumbles, two fumble recoveries, two interceptions and four passes defended... Started 11 games as a senior in 2010, earning second-team All-Southwestern Athletic Conference honors and ranking second on the Bulldogs with 57 tackles... Played in the Texas vs. The Nation and HBCU Bowl, two postseason all-star games... Was a second-team All-SWAC selection in 2009 after starting 12 games and producing 33 tackles, 3.5 sacks, three quarterback pressures, one forced fumble and one fumble recovery... Started 11 games in 2008 and collected 30 tackles, one sack, one quarterback pressure, two interceptions and three passes defended... Played in 10 games with six starts as a freshman in 2007, notching nine tackles, 2.5 tackles for loss, 0.5 sacks, one quarterback pressure and one fumble recovery.

PERSONAL

Attended Savannah (Ga.) H.S... Graduated with a degree in social work from Alabama A&M... Born Oct. 28, 1988... Last name pronounced "KEERse"

YEAR-BY-YEAR STATS

DEFENSE

Year	Team	G	GS	Tack	Solo	Sack	PD	FF	FR
2011	Car	6	4	10	7	0.5	1	0	0
2012	Car	8	4	13	8	1	0	0	0
2013	Dal	2	0	1	1	0	0	0	0
2014	Was	15	0	14	11	3	0	0	0
Career		31	8	38	27	4.5	1	0	0

*Tackle stats according to STATS, LLC



RYAN KERRIGAN

LINEBACKER
6-4 | 260
DOB: 8/16/88



5TH NFL SEASON
PURDUE

MUNCIE CENTRAL H.S. (MUNCIE, IND.)

HONOR ROLL

Pro Bowl selection (2012 season)
PFW/PFWA All-Rookie Team (2011)
NFLPA Community MVP (Week 3, 2014)
2014 Media Good Guy Award

MILESTONES

NFL debut: 9/11/11 (vs. NYG)... **First sack:** 9/18/11 (vs. ARI, Kevin Kolb)... **First multi-sack game:** 11/13/11 (at MIA, 2)... **First INT:** 9/11/11 (vs. NYG, Eli Manning)... **First TD:** 9/11/11 (vs. NYG, 9 yard INT return, Eli Manning)... **First FF:** 9/26/11 (at DAL, Laurent Robinson)... **First FR:** 11/18/12 (vs. PHI, LeSean McCoy)

TRANSACTIONS

Selected by the Washington Redskins in the first round (16th overall) of the 2011 NFL Draft.

PRO

Enters 2015 having started all 64 regular season games in which he has appeared... Credited by STATS, LLC with 284 tackles (182 solo), 38.0 sacks, two interceptions (both returned for touchdowns), 15 forced fumbles and two fumbles recovered through the 2014 season... Ranked sixth on the Redskins' all-time sack list (38.0) after his first four seasons... Named to the Pro Bowl following the 2012 season and to the 2011 PFW/PFWA All-Rookie Team... Was the only NFL player to accumulate 10 sacks and two interception return touchdowns from 2011-12... Scored a touchdown in his NFL debut, intercepting a pass from Eli Manning and returning it nine yards... Set a Redskins' rookie franchise record with four forced fumbles in 2011.

YEAR-BY-YEAR

2014 (REDSKINS)

Started all 16 games for the fourth consecutive season and posted a career-high 13.5 sacks... Tied Ken Harvey (13.5 in 1994) and Dexter Manley (13.5 in 1984) for fourth-most sacks by a member of the Redskins since sacks became official in 1982. Coy Bacon unofficially recorded 15.0 in 1979... Tied for the league lead in forced fumbles (five), becoming the first member of the Redskins to finish atop league rankings in that category since LaVar Arrington in 2003 (six)... Started at HOU (9/7), recording three tackles (two solo) and the 11th forced fumble of his career... Started vs. JAX (9/14), tying a team record with four sacks among the Redskins' team-record-tying 10 sacks on the day. Tied Phillip Daniels (12/18/05), Ken Harvey (11/23/97), Dexter Manley (10/2/88) and Brian Orakpo (12/13/2009). Pushed past Darryl Grant (27.0) for ninth on the Redskins' all-time sack list... Started and added a solo tackle at PHI (9/21)... Started and recorded a sack among his three solo tackles vs. NYG (9/25) to move past Bruce Smith (28.5) for eighth in sacks in franchise history... Started and registered five tackles (two solo) including a sack vs. SEA (10/6)... Recorded a career-high nine tackles (seven solo) with a half-sack and a forced fumble in a start at ARI (10/12)... Made four tackles (two solo) in a start vs. TEN (10/19)... Started and recorded six tackles (five solo) with a sack in an overtime win at DAL (10/27)... Started and made three solo tackles at MIN (11/2)... Started and made three

tackles (two solo, two for loss) vs. TB (11/16)... Started and recorded three tackles (two solo) including a sack to tie his single-season career high (8.5) at SF (11/23)... Started vs. STL (12/7) and improved upon his single-season career high in sacks, collecting two sacks to push his season total to 11.5 and Passed Andre Carter (34.0) and Dave Butz (35.5) on the team's all-time sack list. The multi-sack game was the sixth of his career. Also forced the 14th fumble of his career, passing Ken Harvey (13) for most by a member of the Redskins since 1994... Started and recorded two solo tackles including a sack at NYG (12/14). Pushed career-high sack total to 12.5 and tied Marco Coleman (12.5 in 2000) for the sixth-most sacks in a single season in team history... Started and posted six solo tackles, a sack, a forced fumble and a fumble recovery in a win vs. PHI (12/20). Pushed career-high sack total to 13.5, tying Ken Harvey (1994) and Dexter Manley (1984) for fourth in team history, tying Harvey for the most sacks by a Redskins linebacker in a single season. Notched a full sack in five consecutive games for the first time in his career, becoming the first member of the Redskins to accomplish the feat since Fred Stokes in Weeks 1-5 of the 1991 season... Recorded two tackles (one solo) in a start vs. DAL (12/28).

2013 (REDSKINS)

Started at outside linebacker vs. PHI (9/9) and had a career-high eight tackles (seven solo), one sack and was credited with a forced fumble on a Michael Vick lateral that DeAngelo Hall returned 75 yards for a touch-down... Started at GB (9/15), collecting five tackles (all solo) and matching his career high with two sacks... Started vs. DET (9/22) and posted seven tackles (three solo) and a pass defended... Started at OAK (9/29), and added four tackles (two solo), including a career-high-matching two sacks and a forced fumble. The multi-sack game was the fourth of his career... Started and registered two solo tackles at DAL (10/13)... Started and posted two tackles (one solo) vs. CHI (10/20)... Started at DEN (10/27), registering two solo tackles, a sack and a forced fumble... Started and added three tackles (two solo) vs. SD (11/3)... Started and contributed four tackles (three solo) and a pass defended at MIN (11/7)... Started and had two solo tackles at PHI (11/17)... Started and added three tackles (two solo) including two for loss vs. SF (11/25)... Started and recorded four solo tackles vs. NYG (12/1)... Started and had a team-high eight tackles (seven solo), including three for loss, vs. KC (12/8)... Started and registered four tackles (one solo) including a 10-yard sack of Matt Ryan at ATL (12/15)... Started and notched five tackles (two solo), including a sack... Started and made three tackles (one solo) vs. NYG (12/29)... Started at IND (11/30) and recorded a sack-fumble on the game's first offensive play to establish a new career high in sacks (9.5) and tie Ken Harvey for the most forced fumbles by a member of the Redskins since 1994 (13). Led the team with five tackles (all solo).

2012 (REDSKINS)

Started all 16 regular season games for the second straight year... Credited by the coaching staff with 62 tackles (32 solo), 25 quarterback pressures and 11 passes defended... Added a career-high 8.5 sacks and had his second career interception return touchdown... Started at outside linebacker and played every snap in the team's season-opening win at NO (9/9), registering two tackles (both solo), two quarterback hurries and a sack... Started at STL (9/16) and finished with two tackles... Started vs. CIN (9/23), registering a four tackles, three quarterback hits, two passes defended and a half-sack. Also hit Bengals QB Andy Dalton on the pass intercepted by Rob Jackson for a touchdown... Started at TB (9/30) and registered three tackles, including two tackles for loss, a sack and a pass defended... Started vs. ATL (10/7)

and scored the second touchdown of his career, intercepting a Matt Ryan pass and returning it 28 yards for a touchdown in the second quarter. He became the first Redskin since the 1970 AFL-NFL merger to have an interception return for touchdown in each of his first two NFL seasons... Started and had two tackles vs. MIN (10/14)... Started and had one tackle at NYG (10/21)... Started and registered a sack, a pass defensed and four tackles (all solo) at PIT (10/28)... Started and had one tackle vs. CAR (11/4)... Started in a win vs. PHI (11/18) and had three tackles, one sack, one forced fumble and a fumble recovery. Had his consecutive snaps played streak dating back to his first NFL game end at 1,751 via coaches' decision in the fourth quarter... Started and had four tackles (all solo), one pass defensed and one sack in a Thanksgiving Day win at DAL (11/22)... In a win vs. NYG (12/3) on Monday Night Football, started at outside linebacker and registered four tackles (two solo)... Started and had four solo tackles in a win vs. BAL (12/9)... Started and had three solo tackles and two passes defensed in a win at CLE (12/16)... Started and had five solo tackles, two sacks and a forced fumble in a win at PHI (12/23)... Started and had six tackles (three solo) in a division-clinching win vs. DAL (12/30)... Started and had four tackles in the NFC Wild Card Round vs. SEA (1/6).

2011 (REDSKINS)

Started in all 16 games and played every defensive snap despite not having the luxury of a traditional offseason program... Finished with 70 tackles, nine tackles for loss, 7.5 sacks, and team-highs in forced fumbles (four) and quarterback pressures (42)... Four forced fumbles were a Redskins rookie record... Started at left outside linebacker vs. NYG (9/11) in his first career game and recorded six tackles (one solo) and returned his first career interception nine yards for a touchdown... Started at left outside linebacker vs. ARI (9/18) and finished with three tackles (two solo), his first career sack and two passes defensed... Started at left outside linebacker at DAL (9/26) and recorded four tackles (four solo), one sack and one forced fumble... Was named as the NFL Defensive Rookie of the Month for September... Started at left outside linebacker at STL (10/2) and recorded six tackles (five solo), one sack and a forced fumble... Started at left outside linebacker vs. PHI (10/16) and recorded six tackles (two solo), and one pass defensed... Started at left outside linebacker at CAR (10/23) and recorded three tackles (two solo)... Started at left outside linebacker at BUF (10/30) and recorded five solo tackles... Started at left outside linebacker vs. SF (11/6) and recorded six tackles (four solo) and one sack... Started at left outside linebacker at MIA (11/13) and recorded six tackles (five solo), two sacks and two forced fumbles... Started at left outside linebacker vs. DAL (11/20) and recorded four tackles (one solo), one sack and one pass defensed... Started at left outside linebacker at SEA (11/27) and recorded five tackles (two solo)... Started at left outside linebacker vs. NYJ (12/4) and recorded seven tackles (four solo) and one pass defensed... Started at left outside linebacker vs. NE (12/11) and recorded one solo tackle... Started at left outside linebacker at NYG (12/18) and recorded three tackles (two solo) and one sack... Started at left outside linebacker vs. MIN (12/24) and recorded three tackles (two solo)... Started at left outside linebacker at PHI (1/1/12) and recorded two solo tackles.

COLLEGE

Finished career tied for the all-time Football Bowl Subdivision record with 14 fumbles forced (Big Ten record), tied for second all-time at Purdue with 33.5 sacks and fifth in Purdue history in tackles for loss with 57.0... As a senior, was a team co-captain and received team's Most Valuable Player Award for defense... Was the first unanimous All-American at Purdue since 1980 and merely the seventh in school history... Named first team All-America by the American Football Coaches Association, The Walter Camp Football Foundation, the Football Writers Association of America, the Associated Press and The Sporting News... Also earned SI.com first team All-American, Rivals.com first team All-American, Collegefootballnews.com first team All-American, Big Ten Defensive Player of the Year (coaches and media votes), Big Ten Defensive Lineman of the Year (coaches), first team

All-Big Ten (coaches and media), Academic All-Big Ten... Was runner up for the Ted Hendricks Award (nation's outstanding defensive end), semifinalist for Chuck Bednarik Award, Rotary Lombardi Award and Ronnie Lott IMPACT Trophy... Led the Football Bowl Subdivision in tackles for loss in the regular season (26.0), tied for second in fumbles forced (5), third in the FBS in sacks (12.5) and led the Big Ten in all three categories... Started all 12 games and totaled 70 tackles (50 solo), 26 tackles for a loss, 12.5 sacks, five forced fumbles and two fumble recoveries... As a junior, received team's Pit Bull Award - Defense (exemplified and sustained tenacity and intense play) for spring practice and was named to Ted Hendricks Award watch list (nation's outstanding defensive end)... Earned second team All-American by Rivals.com, honorable mention All-American by College Football Insiders and SI.com, first team All-Big Ten by media and second team by coaches, second team Academic All-American, Academic All-District V and Academic All-Big Ten... Received team's Most Valuable Player Award for defense... Started all 12 games and led nation with school-record-tying seven forced fumbles (also James Looney, 1979), which are second-most in Big Ten history (Jonal Saint-Dic of Michigan State had eight in 2007)... Topped Big Ten and ranked third nationally with 13.0 sacks... Ranked fourth in Big Ten with 18.5 tackles for loss, fourth on team with 66 tackles (41 solo, 25 assists), and had two pass breakups and one fumble recovery... As a sophomore, named honorable mention All-Big Ten by media, Academic All-Big Ten and Academic All-District V... Appeared in all 12 games, including 11 starts and ranked seventh in Big Ten in sacks (7.0) and 10th in tackles for loss (11.5)... Totaled 56 tackles (31 solo), four passes defensed, one interception and two forced fumbles... As a freshman, appeared in 12 games and totaled 18 tackles (12 solo) and one sack.

PERSONAL

Attended Muncie (Ind.) Central H.S. and lettered four times in football and baseball, starting in each of his last three seasons on the gridiron... Also lettered twice in basketball (freshman and junior years)... Received a three-star prospect rating and was rated the 88th-best player in the nation by Scout.com... Lined up at defensive end and tight end, earning Defensive Lineman of the Year in Mr. Football voting, adding All-State, All-Division 4A and All-North Central League honors in 2006... Recorded 90 tackles and led the state with 19.0 quarterback sacks as a senior... On offense, he pulled down 40 passes for 789 yards (19.73 avg.) and six touchdowns, as the team compiled a 7-6 record... On the basketball court, he was a reserve on the Muncie Central team that lost to future NBA draft picks Greg Oden and Mike Conley at Lawrence North in the 2006 Class 4A title game... Threw out a first pitch with former MLB player Javy Lopez at opening night of the AA Richmond Flying Squirrels of the Eastern League in 2013... Born Patrick Ryan Kerrigan... Father, Brendan, played football at Ball State... Comes from athletic family, as his brother, Kyle, was a member of the DePauw swim team and his sisters Kristina and Kaitlin played volleyball at the University of Indianapolis and Grace College, respectively.

COMMUNITY



In 2013, launched Ryan Kerrigan's Blitz for the Better Foundation, which provides opportunities, support and resources to children and families in need in the Greater Washington, D.C. area. Served as a waiter with several teammates at Ruth's Chris Steak House at the organization's launch fundraiser, raising more \$100,000 for seriously ill, special needs and physically challenged children in both 2013 and 2014...

Promoted healthy lifestyle habits by participating in the 136th annual White House Easter Egg Roll in 2014. Also raised money for afterschool exercise and wellness programs with actor Matthew McConaughey and teammate Alfred Morris at the Movies with Morris event and raised money for pediatric cancer research at the Make-A-Wish Foundation Evening of Wishes Gala in 2014... Participated in the Smashing Walnuts Foundation fundraiser in honor of Gabriella Miller in 2013 among his other charitable endeavors... In 2012, participated in the team's 80th Anniversary Thank You Tour throughout Virginia, Maryland and Washington, D.C... Brought smiles to hospital patients by dressing up in costume and visiting with children at the WRCF Pediatric Halloween Party... In 2011, helped the Washington Redskins Charitable Foundation and the U.S. Marine Corps provide 1,100 youth in need with a toy during the holiday season at the annual Skins Santa Shoppe... Participated in the 4th & Life program, a program for high school athletes focusing on what it takes to be successful on the field, in the classroom, and in the workplace... Led kids in fitness activities as part of NFL's PLAY 60 campaign, helping kids get 60 minutes of exercise a day.

YEAR-BY-YEAR STATS

DEFENSE

Year	Team	G	GS	Tack	Solo	Sack	INT	PD
2011	Was	16	16	64	42	7.5	1	4
2012	Was	16	16	54	42	8.5	1	8
2013	Was	16	16	66	47	8.5	0	3
2014	Was	16	16	64	51	13.5	0	1
Career		64	64	248	182	38	2	16

**Tackle stats according to STATS, LLC*

ADDITIONAL

Fumbles Forced-Recovered: 4-0 in 2011, 2-1 in 2012, 3-0 in 2013, 3-0 in 2014

INT Touchdowns: 1 in 2011, 1 in 2012

POSTSEASON

Year	Team	G	GS	Tack	Solo	Sack	INT	PD
2012	Was	1	1	4	2	0	0	0
Career		1	1	4	2	0	0	0

CAREER HIGHS

SINGLE-GAME

Total Tackles:	9, at Arizona (10/12/14)
Solo Tackles	7, last at Arizona (10/12/14)
Interceptions:	1, twice, last time vs. Atlanta (10/07/12)
Sacks:	4, vs. Jacksonville (09/14/14)
Passes Defensed:	2, three times, last time at Cleveland (12/16/12)
Forced Fumbles:	2, at Miami (11/13/11)
Fumbles Recovered:	1, twice, last vs. Philadelphia (12/20/14)



TERRANCE KNIGHTON

NOSE TACKLE
6-3 | 354
DOB: 7/4/86



7TH NFL SEASON
TEMPLE
WINDSOR (CONN.) H.S.

MILESTONES

NFL debut: 9/13/09 (at IND)... **First NFL start:** 9/13/09 (at IND)... **First partial sack:** 11/8/09 (vs. KC, Matt Cassel)... **First full sack:** 12/13/09 (vs. MIA, Chad Henne)... **First FF:** 11/22/09 (vs. BUF, Marshawn Lynch)... **First FR:** 12/13/09 (vs. MIA, own team fumble by Derek Cox)... **First INT:** 10/31/10 (at DAL, Jon Kitna)

TRANSACTIONS

Selected by the Jacksonville Jaguars in the third round (72nd overall) of the 2009 NFL Draft... Signed with the Denver Broncos as an unrestricted free agent on March 13, 2013... Signed with the Washington Redskins as an unrestricted free agent on March 13, 2015.

PRO

Joined the Redskins as an unrestricted free agent after having previously appeared in 93 career games with 81 starts with the Jaguars (2009-12) and Broncos (2013-14)... Enters the 2015 season with 201 career tackles (131 solo), 12.5 sacks, 11 passes defended, three forced fumbles, two fumbles recovered and two interceptions... Started at nose tackle in Super Bowl XLVIII.

YEAR-BY-YEAR

2014 (BRONCOS)

Started all 16 games for a second consecutive season, recording 30 tackles (18 solo), three passes defended and two sacks in helping the Broncos repeat as AFC West champions... Defended two passes vs. KC (9/14)... Recorded a full sack among his three solo tackles vs. MIA (11/23).

2013 (BRONCOS)

Started all 16 games in his first season with the Broncos, finishing with 31 tackles (18 solo), three sacks, one interception, five tackles for loss and one fumble recovery... Started in his Broncos debut vs. BAL (9/5) and made two tackles... Sacked Andrew Luck for a 7-yard loss at IND (10/20)... Made a pair of tackles, including one sack vs. WAS (10/27)... Registered a sack for his third-straight game, dropping Philip Rivers for a 3-yard loss at SD (11/10)... Recovered his first career opponent fumble and returned it 13 yards at NE (11/25)... Made his second career interception on a pass deflected by Von Miller vs. TEN (12/8)... Started all three playoff games, finishing with 12 tackles and one sack... Posted three tackles in his playoff debut vs. SD (1/12)... Tied for third on the team with four tackles, including two for a loss and one fourth-down sack of Tom Brady in the AFC Championship Game vs. NE (1/19)... Made five tackles, including one for a loss in Super Bowl XLVIII vs. SEA (2/2).

2012 (JAGUARS)

Played all 16 games for the third time in his career, making four starts and totaling 32 tackles (20 solo), two sacks, three passes defended and two forced fumbles... Notched a sack and forced fumble in the season opener at MIN (9/9)... Forced a fumble and recorded a sack at OAK (10/21).

2011 (JAGUARS)

Started all 13 games in which he played and tallied 29 tackles (17 solo)... Missed games 9-11 with an ankle injury... Recorded six solo tackles at CAR (9/25).

2010 (JAGUARS)

Started all 16 games for a second consecutive season and recorded 34 tackles (24 solo), four sacks, one interception and four passes defended... Tied for fifth among AFC defensive tackles with four sacks... Recorded the first multi-sack game of his career, recording 1.5 sacks vs. PHI (9/26)... Notched five tackles vs. TEN (10/18)... Posted his first career interception at DAL (10/31).

2009 (JAGUARS)

Became the first defensive lineman in team history to start every game as a rookie... Recorded 45 tackles (34 solo), 1.5 sacks, one pass defended, one forced fumble and a fumble recovery... Played every defensive snap and added four tackles in his NFL debut at IND (9/13)... Recorded first partial sack vs. KC (11/8) and added his first full career sack vs. MIA (12/13).

COLLEGE

Started three seasons at Temple from 2005-08, totaling 184 career tackles (105 solo), seven sacks, 26 tackles for loss, three forced fumbles, six fumble recoveries and four blocked kicks in 46 games played (34 starts)... Accumulated at least 50 tackles in each of his final three seasons for the Owls, earning the team's defensive MVP honor as a junior... Served as a team captain as a senior... Played in all 12 games with 11 starts as a senior, finishing the season with 54 tackles (35 solos), five break-ups, a team-best three fumble recoveries, a blocked kick and a sack... Became Temple's first First Team All-MAC honoree in 2008.

PERSONAL

Attended Windsor (Conn.) H.S., where he was a two-year letterman at defensive end and tight end... Was high school teammates with fellow Redskins defensive lineman Chris Baker... Earned All-State honors from the coaches association and Hartford Courant All-Area accolades in 2003... Earned all-state honors in football as a junior and was named an All-CCC West League selection on the hardwood... Spent the 2004 season at Milford Academy in New Berlin, N.Y... Mother is Rochelle Knighton... Born on July 4, 1986, in Hartford, Conn.

YEAR-BY-YEAR STATS

DEFENSE

Year	Team	G	GS	Tack	Solo	Sack	PD	FF	FR
2009	Jax	16	16	45	34	1.5	1	1	1
2010	Jax	16	16	34	24	4	4	0	0
2011	Jax	13	13	29	17	0	0	0	0
2012	Jax	16	4	32	20	2	2	2	0
2013	Den	16	16	31	18	3	1	0	1
2014	Den	16	16	30	18	2	3	0	0
Career		93	81	201	131	12.5	11	3	2

*Tackle stats according to STATS, LLC

ADDITIONAL

Interceptions: 1 in 2010, 1 in 2013


POSTSEASON

Year	Team	G	GS	Tack	Solo	Sack	PD	FF	FR
2013	Den	3	3	12	10	1	0	0	0
2014	Den	1	1	3	1	0	0	0	0
Career		4	4	15	11	1	0	0	0

CAREER HIGHS

SINGLE-GAME

Total Tackles:	9, at Tennessee (11/01/09)
Solo Tackles:	6, twice, last at Carolina (09/25/11)
Sacks:	1.5, vs. Philadelphia (09/26/10)
Interceptions:	1, twice, last vs. Tennessee (12/08/13)
Forced Fumbles:	1, three times, last at Oakland (10/21/12)
Fumbles Recovered:	1, twice, last at New England (11/24/13)



TYLER LARSEN

CENTER
6-4 | 315
DOB: 7/8/91



1ST NFL SEASON
UTAH STATE
JORDAN H.S. (SANDY, UTAH)

TRANSACTIONS

Originally entered the NFL with the Miami Dolphins as a college free agent on May 12, 2014... Waived by the Dolphins on August 26, 2014... Signed with the Washington Redskins on February 10, 2015.

YEAR-BY-YEAR

2014 (DOLPHINS)

Spent the offseason with the Dolphins prior to being waived on Aug. 26.

COLLEGE

Was a four-year letterman at Utah State from 2010-13, starting all 52 career games in which he appeared... Started 52 consecutive games to set the school record and rank first in the Mountain West and third in the nation among active players at the time... Started all 14 games as a senior in 2013, earning second-team USA Today Sports All-American and first-Team All-Mountain West honors. Became the 12th player in school history to be named a first or second team All-American, including just the third offensive lineman... Started all 13 games as a junior in 2012, earning first-team All-WAC honors... Started all 12 games at center in 2011.

PERSONAL

Attended Jordan H.S. in Sandy, Utah, where he helped guide his team to the state playoffs all four seasons... Played on both the offensive and defensive line... Finished career with 96 tackles, 16 sacks, 12 fumble recoveries, including four touchdowns... Earned first-team all-state and second-team all-region honors as a senior. Tallied 27 tackles, including six sacks, six fumble recoveries with four going for TDs... Graduated in December 2013 with an interdisciplinary studies degree emphasizing in health and wellness... Brother, Cody, played defensive tackle at Southern Utah and with the Baltimore Ravens... Married Utah State softball player Samantha Miller in May 2013... Born July 8, 1991.



SHAWN LAUVAO

GUARD
6-3 | 315
DOB: 10/26/87



6TH NFL SEASON
ARIZONA STATE
FARRINGTON H.S. (HONOLULU, HAWAII)

MILESTONES

NFL debut: 10/24/10 (at NO)... **First NFL start:** 11/21/10 (at JAX)... **Redskins debut:** 9/7/14 (at HOU)

TRANSACTIONS

Selected by the Cleveland Browns in the third round (92nd overall) of the 2010 NFL Draft... Signed with the Washington Redskins as an unrestricted free agent on March 12, 2014.

PRO

Agreed to terms with the Redskins on the first day of free agency in 2014... Enters the 2015 season having previously appeared in 68 games with 59 starts.

YEAR-BY-YEAR

2014 (REDSKINS)

Started all 15 games in which he appeared in his debut season in Washington... Made his Redskins debut at HOU (9/7), starting at left guard... Started at left guard vs. JAX (9/14)... Started at left guard and blocked for Kirk Cousins' 427-yard passing day at PHI (9/21)... Inactive with a knee injury vs. NYG (9/25)... Returned and started at left guard vs. SEA (10/6)... Started at left guard at ARI (10/12)... Started at left guard in a comeback win vs. TEN (10/19)... Started at left guard in an overtime win at DAL (10/27), helping Colt McCoy and the Redskins to 409 total yards... Started at left guard at MIN (11/2) and vs. TB (11/16)... Started at left guard and helped Alfred Morris post 125 rushing yards at SF (11/23)... Started at left guard and helped protect for Colt McCoy's career-high 392 passing yards at IND (11/30)... Started at left guard vs. STL (12/7), at NYG (12/14), vs. PHI (12/20) and vs. DAL (12/28).

2013 (BROWNS)

Started 11 games at right guard, logging 741 offensive snaps... Inactive first four games after sustaining ankle injury at practice Aug. 5 and inactive Week 17 with a thigh injury... Missed his first NFL games since Oct. 24, 2010, snapping streaks of 42 consecutive games played and 32 consecutive starts... Made season debut vs. BUF (10/3) in 37-24 prime time win.

2012 (BROWNS)

Started all 16 games at right guard and did not miss an offensive snap... Part of a line that helped pave the way for Trent Richardson to rush for 950 yards, 11 touchdowns and 1,317 total yards from scrimmage – all of which were Browns rookie records.

2011 (BROWNS)

Started all 16 games at right guard... Part of an offensive line that led the way for 100-yard rushing performances by Chris Ogbonnaya (115 yards vs. JAX 11/20) and Peyton Hillis (112 yards at BAL 12/24).

2010 (BROWNS)

Appeared in 10 games with one start at right guard... Inactive for the first six contests with an ankle injury... Made NFL debut playing in a reserve role on offense at NO (10/24)... Made first NFL start at JAX (11/21).

COLLEGE

Appeared in 42 games at Arizona State from 2006-09, finishing his career with 33 consecutive starts... Saw action at both guard and tackle with 17 starts at left guard, 12 at left tackle and four at right tackle... Started all 12 games at left tackle as a senior and earned second-team All-Pac-10 honors... Served as a team captain and helped the Sun Devils reduce their number of sacks allowed from 34 in 2008 to 27 in 2009... Started the first eight games at left guard and the last four at right tackle en route to an honorable mention All-Pac-10 selection in 2008... Played in all 13 games, with nine starts as a sophomore... Appeared in five games as a redshirt freshman... Graduated with a degree in interdisciplinary studies.

PERSONAL

Born Shawn Sisifo Lauvao (pronounced luh-VOW) in Honolulu, Hawaii... Attended Farrington H.S. in Honolulu, Hawaii, where he was a two-time Scholar-Athlete of the Year... As a senior, earned first-team all-state honors... Was a two-time team captain... Selected to play in the Hawaii Classic All-Star football game and served as captain of the East team... Cousin, Saute Sapolu, played defensive end at ASU from 1985-88... Placed second in the Hawaii Strong Man Competition when he was 16 (16-18-year-old age bracket) and won the 2005 Hawaii Strongest Teen competition.

COMMUNITY

Was extremely active with the Washington Redskins Charitable Foundation and his teammates' initiatives in his first season in Washington in 2014... Participated in Robert Griffin III's Friday Night Lights camp for 300 boys and girls at Anacostia (D.C.) High School... Served as a celebrity waiter at Ruth's Chris Steak House to benefit teammate Ryan Kerrigan's Blitz for the Better foundation... Taught children the importance of exercising for 60 minutes a day at Andrews Air Force Base for the Redskins Salute to Play 60 event... Encouraged students at Dumfries (Va.) Elementary to exercise for 60 minutes and read for 20 minutes every day... Helped bring joy to 31 women battling breast cancer at the team's annual All-Star Survivors Celebration... Reminded high school football players of the importance of pursuing an education and staying out of trouble at the Redskins 4th and Life forum... Coached women through football drills at Redskins Park on WOW Ladies Night Out... Participated in the Get the Ball Rolling Flag Football Experience with 120 middle school students at Redskins Park... Visited pediatric patients at Georgetown Hospital in a full Rick James costume with teammates Alfred Morris and Darrel Young... Helped raise \$10,000 and donated holiday food baskets for servicemen and women at the USO Turkeys for Troops event... Distributed Thanksgiving food to 3,000 Prince George's County residents in need at the team's annual Harvest Feast... Helped renovate Leckie Elementary School's library in Washington, D.C.... Distributed winter coats and Redskins knit hats and scarves to over 300 children from the Maryland, D.C. and Virginia areas at the Covered for the Holidays event.

YEAR-BY-YEAR STATS

GAMES/STARTS

Year	Team	GP	GS
2010	Cle	10	1
2011	Cle	16	16
2012	Cle	16	16
2013	Cle	11	11
2014	Was	15	15
Career		68	59

JOSH LERIBEUS

GUARD
6-2 | 315
DOB: 7/2/89



4TH NFL SEASON
SMU

BERKNER H.S. (RICHARDSON, TEXAS)



MILESTONES

NFL debut: 11/4/12 (vs. CAR)... **First NFL start:** 9/25/14 (vs. NYG)

TRANSACTIONS

Selected by the Washington Redskins in the third round (71st overall) of the 2012 NFL Draft.

PRO

2012 third-round pick who played in five regular season games and an NFC Wild Card game as a rookie in 2012... Played seven games with one start in 2014.

YEAR-BY-YEAR

2014 (REDSKINS)

Played in seven games with one start... Contributed on special teams at HOU (9/7)... Appeared in reserve vs. JAX (9/14)... Contributed in place of his injured teammates at PHI (9/21)... Made first career start at left guard vs. NYG (9/25)... Active but did not play vs. SEA (10/6), at ARI (10/12), vs. TEN (10/19), at DAL (10/27) and at MIN (11/2)... Played on offense and special teams vs. TB (11/16)... Contributed on special teams at SF (11/23) and at IND (11/30)... Inactive vs. STL (12/7), at NYG (12/14), vs. PHI (12/20) and vs. DAL (12/28).

2013 (REDSKINS)

Inactive for all 16 games.

2012 (REDSKINS)

Appeared in five regular season games in his rookie year... Was inactive for the Redskins' season-opening win at NO (9/9), at STL (9/16), and vs. CIN (9/23)... Active but did not play at TB (9/30)... Inactive vs. ATL (10/7), MIN (10/14), at NYG (10/21) and at PIT (10/28)... Made his NFL debut on special teams vs. CAR (11/4)... Played on special teams in a win vs. PHI (11/18) and at DAL (11/22)... Inactive vs. NYG (12/3), vs. BAL (12/9) and at CLE (12/16)... Played special teams in a win at PHI (12/23)... Saw significant action in place of Kory Lichtensteiger in a division-clinching win vs. DAL (12/30), helping Alfred Morris to a career-high 200 rushing yards... Played his first career postseason games in NFC Wild Card Round vs. SEA (1/6), replacing an injured Kory Lichtensteiger early in the contest.

COLLEGE

Played in 36 games with 28 starts in three seasons at Southern Methodist, where he blocked for 2011 Conference USA leading rusher Zach Line (1,224 rushing yards)... In 2011, started all 13 games at left guard and was a member of a Mustangs offense that averaged 274.8 passing yards per game (third in C-USA)... As a sophomore in 2009, started all 13 games at left guard and was named an honorable mention All-C-USA selection by the league's coaches... Blocked for an offense that set single-season school records in total offense (5,093), passing yards (3,666) and points (380)... Helped lead the Mustangs to their first bowl appearance since 1984, defeating Nevada, 45-10, in the 2009 Hawaii Bowl... In 2008, following a redshirt year, played in 10 games with two starts, blocking for an offense that passed for a school-record-tying 29 touchdowns.

PERSONAL

Attended Berkner H.S. in Richardson, Texas... Was named an All-Area selection by The Dallas Morning News following his senior season at Berkner... Was rated the 23rd-best guard prospect in America by ESPN.com... Was one of the top 25 offensive linemen in the state according to Dave Campbell's Texas Football and was labeled a "Player to Watch" by the same publication... Ranked No. 41 on the DMN's Area Top 100 list... Was a three-star Rivals.com and Scout.com prospect... Was ranked the No. 60 offensive guard in the nation by Scout.com and No. 63 by Rivals... Last name pronounced luh-REE-bus... Decorated gingerbread houses with Pediatric Oncology patients at INOVA Fairfax in 2014... In 2013, participated in Tyler Polumbus' Tyler's Kids Outreach Football Camp at Redskins Park... Born on July 2, 1989.


YEAR-BY-YEAR STATS

GAMES/STARTS

Year	Team	GP	GS
2012	Was	5	0
2014	Was	7	1
Career		12	1

POSTSEASON

2012 (WAS): 1 G



KORY LICHTENSTEIGER

CENTER
6-2 | 296
DOB: 3/22/85



7TH NFL SEASON
BOWLING GREEN
CRESTVIEW H.S. (CONVOY, OHIO)

HONOR ROLL

Redskins Ed Block Courage Award (2012)

MILESTONES

NFL debut: 9/8/08 (at OAK)... **First start:** 9/26/10 (at STL)... **Redskins debut:** 9/12/10 (vs. DAL)

TRANSACTIONS

Originally selected by the Denver Broncos in the fourth round (108th overall) of the 2008 NFL Draft... Waived by the Broncos on September 4, 2009... Claimed off waivers by the Minnesota Vikings on September 6, 2009... Waived by the Vikings on September 29, 2009... Signed with the Washington Redskins as a free agent on January 11, 2010... Re-signed with the Redskins as a restricted free agent on March 20, 2012... Re-signed with the Redskins on March 11, 2013.

PRO

Versatile interior lineman who has seen action at both the guard and center positions during his career... Enters 2015 having played in 85 career regular season games with 67 starts... Named the team's Ed Block Courage Award recipient in 2012 after returning from a season-ending knee injury in 2011.

YEAR-BY-YEAR

2014 (REDSKINS)

Started all 16 games at center. As of the end of the season, had started each of the Redskins' last 48 regular season contests at either center or guard dating back to 2012... Started at center at HOU (9/7)... Started at center vs. JAX (9/14), helping the Redskins to 41 points and 449 net yards... Started at center and blocked for Kirk Cousins' 427-yard passing day at PHI (9/21)... Started at center vs. NYG (9/25), vs. SEA (10/6) and at ARI (10/12)... Started at center in a comeback win vs. TEN (10/19)... Started at center in an overtime win at DAL (10/27), helping Colt McCoy and the Redskins to 409 total yards... Started at center at MIN (11/2) and vs. TB (11/16)... Started at center and helped Alfred Morris post 125 rushing yards at SF (11/23)... Started at center and helped protect for Colt McCoy's career-high 392 passing yards at IND (11/30)... Started at center vs. STL (12/7), at NYG (12/14), vs. PHI (12/20) and vs. DAL (12/28).

2013 (REDSKINS)

Started at left guard and helped quarterback Robert Griffin III pass for 329 yards vs. PHI (9/9)... Started at left guard and helped the Redskins produce a 300-yard passer and 100-yard rusher at GB (9/15)... Started at left guard vs. DET (9/22) and helped Griffin III throw for 300 yards for a third consecutive week... Started at left guard at OAK (9/29) and helped the team to its first win of the season... Started at left guard at DAL (10/13), helping Washington post more than 200 yards both rushing and passing... Started at left guard vs. CHI (10/20), helping the Redskins post 499 yards and 45 points... Started at left guard at DEN (10/27)... Started at left guard vs. SD (11/3) as the Redskins posted 500 yards of offense... Started at left guard and helped the Redskins to 191 rushing yards at MIN (11/7)... Started at left guard in another 400-yard offensive performance at PHI (11/17)... Started

at left guard vs. SF (11/25), vs. NYG (12/1) and vs. KC (12/8)... Started at left guard at ATL (12/15) and helped Kirk Cousins throw for 381 yards... Started at left guard vs. DAL (12/22), his 50th career NFL start... Started at left guard at NYG (12/29).

2012 (REDSKINS)

One season after suffering a season-ending knee injury, returned to start all 16 regular season games at left guard... Named the recipient of the team's Ed Block Courage Award... Started at left guard in a season-opening win at NO (9/9), returning to action for the first time since his knee injury and helping Robert Griffin III pass for 320 yards... Started at left guard and helped the Redskins rush for 176 rushing yards at STL (9/16)... Started at left guard vs. CIN (9/23) and at TB (9/30)... Started and helped Alfred Morris to a second consecutive 100-yard rushing day vs. ATL (10/7)... Started and helped the Redskins rush for 183 yards vs. MIN (10/14)... Started at NYG (10/21), contributing to the team's 248 rushing yards and 480 yards of total offense... Started at PIT (10/28) and vs. CAR (11/4)... Started in a win vs. PHI (11/18) and helped Griffin III post a perfect passer rating... Started at left guard in a Thanksgiving Day win at DAL (11/22), helping Griffin III become the first player in team history to throw four touchdown passes in consecutive games... Started at left guard and helped the Redskins rush for 207 yards in a win vs. NYG (12/3) on Monday Night Football... Started at left guard and helped Washington rush for 172 yards in a win vs. BAL (12/9)... Started and blocked for Kirk Cousins' 329-yard starting debut in a win at CLE (12/16)... Started in a win at PHI (12/23)... Started and helped Morris break the single-season team record for rushing yardage with a 200-yard effort in a division-clinching win vs. DAL (12/30)... Started at left guard in the NFC Wild Card Round vs. SEA (1/6), his first career playoff game.

2011 (REDSKINS)

Started in all five games in which he played before suffering a knee injury... Started at left guard vs. NYG (9/11) in helping the Redskins to a season-opening win... Started at left guard vs. ARI (9/18) and helped pave the way for a running attack that totaled 35 carries for 172 yards (4.9 avg.)... Started at left guard at DAL (9/26) and helped protect quarterback Rex Grossman, who passed for 250 yards... Started at left guard at STL (10/2) and helped block for a rushing attack that totaled 196 yards, a season-high... Started at left guard vs. PHI (10/16) before suffering a first-half knee injury... Placed on Reserve/Injured List on Oct. 17.

2010 (REDSKINS)

Played in all 16 regular season games and made a career-high 14 starts... Saw action at left guard vs. DAL (9/12)... Rotated at left guard vs. HOU (9/19)... Made his first career start, opening the game at left guard at STL (9/26) and helped open holes for Washington's backs to gain 116 yards on the ground. Cleared the way for running backs Ryan Torain and Clinton Portis to average 6.6 and 6.3 yards per carry, respectively... Started at left guard at PHI (10/3) and opened holes for the team to rush for a season-high 169 yards (4.8 avg.). Limited the Eagles to one sack... Opened the game at left guard vs. GB (10/10). Provided protection for Donovan McNabb to throw 357 yards and one touchdown... Started at left guard vs. IND (10/17) and opened holes for Ryan Torain to gain the first 100-yard rushing game of his career... Started at left guard at CHI (10/24). Cleared the way for Ryan Torain to rush for a career-high 125 yards and average six yards per carry... Opened the game at left guard at DET (10/31)... Started at left guard vs. PHI (11/15). Opened at left guard at TEN (11/21). Played both guard posi-

tions due to injuries on the offensive line. Provided protection for quarterback Donovan McNabb to complete 30-of-50 passing attempts for 376 yards and one touchdown... Started at left guard vs. MIN (11/28)... Opened the game at left guard at NYG (12/5). Provided protection for quarterback Donovan McNabb to complete 26-of-44 passing attempts for 296 yards and one touchdown... Started at left guard vs. TB (12/12) and opened holes for running back Ryan Torain to set a career high with 172 yards on 24 carries (7.2 avg.), including 158 yards in the first half and 121 in the first quarter. Provided protection for Donovan McNabb to complete 22-of-35 passing attempts for 228 yards, two touchdowns and have a 100.7 passer rating... Started at left guard at DAL (12/19). Provided protection for quarterback Rex Grossman to complete 25-of-43 passing attempts for 322 yards and a career-high four touchdowns... Opened at left guard at JAX (12/26)... Started at left guard vs. NYG (1/2). Provided protection for quarterback Rex Grossman to complete 26-of-44 passing attempts for 336 yards and two touchdowns.

2009 (VIKINGS)

Claimed off waivers by the Vikings on September 6, 2009... Was inactive at CLE (9/13), at DET (9/20) and vs. SF (9/27)... Waived by the Vikings on September 29, 2009.

2008 (BRONCOS)

Played in all 16 regular season games... Primarily played on special teams and also saw action as an H-Back in goal-line situations.

COLLEGE

Received All-MAC honors during each of his four seasons at Bowling Green State (2003-07)... Named a finalist for the Rimington Trophy (nation's best center) as a senior... Earned first-team All-MAC honors at center in each of his final two seasons... Posted the highest blocking consistency (85.6 percent) of any center in the country during his time at Bowling Green State according to NFLDraftScout.com... Played guard his first two seasons at Bowling Green State.

PERSONAL

Named All-Northwest Conference Lineman of the Year as well as an all-state selection during his junior and senior seasons at Crestview High School in Convoy, Ohio... First-team all-conference pick as an offensive and defensive lineman at Crestview... Had 125 tackles and eight sacks during his senior year after registering 100 tackles and six sacks his junior year... Earned four letters in basketball... Has been active with the Washington Redskins Charitable Foundation, participating in Redskins Youth Fitness Zone at the Boys & Girls Clubs of Loudoun County, the Mickey Steele Memorial Golf Outing, DC101 Chili Cook-Off benefiting the National Kidney Foundation, Hometown Huddle, Harvest Feast and more throughout his seasons in Washington... Participated in the team's 80th Anniversary Thank You Tour throughout Virginia, Maryland and Washington, D.C. in 2012... Volunteered his time to read "A Little Skins Football Story" to the Redskins Kids Club in April 2013... In 2013, participated in the Redskins' Kids Club Reading Combine, helped with the Adopt a Child Shopping Spree and participated in Cakes Against Cancer at INOVA hospital, which provides cakes to children undergoing treatment for cancer... In 2014, assisted teammate Tyler Polumbus at Tyler's Kids Outreach Extreme Recess, a football camp for children with physical and developmental disabilities. Also raised money and awareness for diabetes research in the JDRF Walk For the Cure and participated in Robert Griffin III's Friday Night Lights camp for 300 boys and girls at Anacostia (D.C.) High School... Has one older brother, Kirk, and one younger brother, Luke... Earned a bachelor's degree in criminal justice... Married to his wife, Mandi, and has four sons: Ayden, Kale, Beau and Mack... Born on March 22, 1985, in Van Wert, Ohio.

YEAR-BY-YEAR STATS

GAMES/STARTS

Year	Team	G	GS
2008	Den	16	0
2010	Was	16	14
2011	Was	5	5
2012	Was	16	16
2013	Was	16	16
2014	Was	16	16
Career		85	67

POSTSEASON


2012 (WAS): 1 G (GS)

COLIN LOCKETT

WIDE RECEIVER
5-11 | 188
DOB: 4/5/91



1ST NFL SEASON
SAN DIEGO STATE
DIAMOND BAR (CALIF.) H.S.



TRANSACTIONS

Originally entered the NFL with the Cincinnati Bengals as a college free agent on May 12, 2014... Waived by the Bengals on August 30, 2014... Signed to the Bengals' practice squad on August 31, 2014... Released from the Bengals' practice squad on October 14, 2014... Signed to the Washington Redskins' practice squad on December 22, 2014.

COLLEGE

Played collegiately in 48 games with 30 starts at San Diego State from 2010-13... As a senior in 2013, Played and started 12 games and had 52 catches for 736 yards and five touchdowns, added a 48-yard rushing touchdown, and returned 31 kickoffs for 761 yards (24.5 avg.). Chosen as a team captain by teammates and named an Honorable Mention All-Mountain West selection on special teams by coaches and media... Played in 12 games with seven starts for Mountain West championship team in 2012, recording 20 catches for 293 yards and three touchdowns while returning 30 kickoffs for 777 yards (25.9 avg.) with two touchdowns... As a sophomore in 2011, played in all 13 games with 11 starts and had 58 catches for 970 yards and eight touchdowns and returned 31 kickoffs for 678 yards (21.9 avg.) with touchdown... Played 11 games on defense and special teams as a redshirt freshman in 2009 and logged eight tackles.

PERSONAL


Attended Diamond Bar (Calif.) H.S., where he was an all-league pick on both offense (second-team wide receiver) and defense (first-team defensive back) in his senior year... Named Diamond Bar defensive player of the year for senior season... Also participated in track and field and was a Sierra League third-place finisher in 300-meter hurdles as a senior... Was an All-League academic selection... Brother, Bret, played football at UCLA and has played in NFL with New England... Majored in communications at San Diego State... Son of Janice Johnson-Lockett and Frederick Lockett... Born April 5, 1991.

SPENCER LONG

GUARD
6-5 | 311
DOB: 11/8/90



2ND NFL SEASON
NEBRASKA
ELKHORN (NEB.) H.S.



MILESTONES

NFL debut: 9/21/14 (at PHI)

TRANSACTIONS

Selected by the Washington Redskins in the third round (78th overall) of the 2014 NFL Draft.

YEAR-BY-YEAR

2014 (REDSKINS)

Played in five games as a rookie... Inactive at HOU (9/7) and vs. JAX (9/14)... Made NFL debut on special teams at PHI (9/21)... Played on offense and special teams vs. NYG (9/25)... Inactive vs. SEA (10/6), at ARI (10/12), vs. TEN (10/19), at DAL (10/27), at MIN (11/2) and vs. TB (11/16)... Active but did not play at SF (11/23)... Inactive at IND (11/30)... Active but did not play vs. STL (12/7)... Appeared on special teams at NYG (12/14)... Contributed on offense and special teams vs. PHI (12/20) and vs. DAL (12/28).

COLLEGE

Played at Nebraska from 2009-13, blossoming from a walk-on into starting all 33 career games in which he played for the Huskers... As a senior in 2013, started the first six games at right guard before suffering a knee injury at Purdue... In 2012, was a consensus first-team All-Big Ten honoree after starting every game at right guard for a second straight season and helping the Nebraska offense lead the Big Ten in both rushing offense and total offense. Earned second-team All-American honors from the Associated Press and Walter Camp... Started every game in 2011, helping the Huskers top 200 rushing yards seven times, including a trio of 300-yard rushing games (Washington, Wyoming and a season-high 346 yards at Minnesota). Earned second-team All-Big Ten honors from the media... Redshirted as a walk-on in 2009 and did not appear in game action in 2010... One of 16 football student-athletes to earn prestigious National Football Foundation Scholar-Athlete Awards, which carries an \$18,000 postgraduate scholarship, which he intends to put toward medical school.

PERSONAL

Attended Elkhorn (Neb.) H.S., where he helped the Antlers to a 7-3 record in their first season of Class A participation in 2008... Was an honorable-mention all-area selection... Was also a member of the Antlers' 2008 state championship baseball team. Thrice named an Academic All-Big Ten selection and was a Capital One/CoSIDA First-Team Academic All-American in 2013... Son of Doug and Ann Long. Brother, Jake, was his teammate at Nebraska... Born Nov. 8, 1990.


COMMUNITY

Quickly became involved in the community as a rookie in 2014... Raised money for Redskins Read book drive to help promote literacy... Assisted teammate Tyler Polumbus at Tyler's Kids Outreach Extreme Recess, a football camp for children with physical and developmental disabilities... Stressed the importance of staying on the right path on a panel at the Fairfax Juvenile Detention Center... Visited hematology patients at a Washington, D.C. Ronald McDonald House... Welcomed Richmond children to training camp at the Bon Secours training camp facility in Richmond... Greeted fans before a cooking demonstration and Q&A about healthy eating habits at Fit Fest in Richmond.

YEAR-BY-YEAR STATS

GAMES/STARTS

Year	Team	G	GS
2014	Was	5	0
Career		5	0



COLT MCCOY

QUARTERBACK
6-1 | 215
DOB: 9/5/86



6TH NFL SEASON
TEXAS
JIM NED H.S. (TUSCOLA, TEXAS)

MILESTONES

NFL debut: 10/17/10 (at PIT)... **First NFL start:** 10/17/10 (at PIT)... **Redskins debut:** 10/19/14 (vs. TEN)... **First win as starter:** 10/24/10 (at NO, 30-17)... **First fourth-quarter comeback win:** 9/25/11 (at MIA, 17-16)... **First completion:** 10/17/10 (at PIT, 8 yards to Brian Robiskie)... **First passing TD:** 10/17/10 (at PIT, 12 yards to Benjamin Watson)... **First multi-passing TD game:** 12/19/10 (at CIN, 2)... **First 300 yard passing game:** 10/2/11 (vs. TEN, 350)... **First rushing touchdown:** 11/7/10 (vs. NE, 16 yards)

TRANSACTIONS

Selected by the Cleveland Browns in the third round (85th overall) of the 2010 NFL Draft... Traded to the San Francisco 49ers on April 1, 2013... Signed with the Washington Redskins as an unrestricted free agent on April 3, 2014... Re-signed with the Redskins on March 19, 2015.

PRO

Enters 2015 having appeared in 33 regular season games with 25 starts, completing 501-of-831 passes (60.3 percent) for 5,458 yards with 25 touchdowns as of the conclusion of the 2014 season.

YEAR-BY-YEAR

2014 (REDSKINS)

Appeared in five games with four starts, completing 91-of-128 passes (71.7 percent) for 1,057 yards with four touchdowns and a team-high passer rating of 96.4... Inactive at HOU (9/7), vs. JAX (9/14). Active but did not play at PHI (9/21), vs. NYG (9/25), vs. SEA (10/6) and at ARI (10/12)... Entered in relief vs. TEN (10/19) and completed 11-of-12 passes for 128 yards with one touchdown and a passer rating of 138.9. Engineered the second fourth-quarter comeback win of his career and his first since Sept. 25, 2011 vs. Miami as a member of the Cleveland Browns. With a 70-yard touchdown pass to Pierre Garçon on his first attempt, became the first Redskins player to throw a touchdown pass on his first pass attempt with the team since wide receiver Brandon Banks (Dec. 11, 2011 vs. NE)... Made his first start as a member of the Redskins in overtime win at DAL (10/27), his first NFL start since Dec. 8, 2011 as a member of the Cleveland Browns. Completed 25-of-30 passes for 299 yards and a passer rating of 94.3. Completion percentage of 83.3 was the highest of his career among games he has started and was the fourth-highest completion percentage by a Redskins quarterback with at least 20 attempts since the 1970 AFL-NFL merger. Scored on a seven-yard run in the third quarter, the second rushing touchdown of his career and his first since Nov. 7, 2010 as a member of the Browns. Earned GMC Never Say Never Moment of the Week for his performance... Active but did not play at MIN (11/2), vs. TB (11/16) and at SF (11/23)... Started at IND (11/30) and completed 31-of-47 passes with a passer rating of 113.1 and set career highs in passing yards (392) and passing touchdowns (three). The 300-yard passing effort was the second of his career and his first since Oct. 2, 2011... Started and completed 20-of-32 passes for 199 yards with two interceptions vs. STL (12/7)... Started and completed four-of-seven passes for 39 yards at NYG (12/14) before exiting the game with a neck injury. Also recorded a 19-yard run, his longest rush since posting a career-long 20-yarder as a member of the Cleveland Browns on Nov. 27, 2011.

2013 (49ERS)

Appeared in relief in four games, throwing one pass — a 13-yard completion to Bruce Miller at JAX (10/27).

2012 (BROWNS)

Saw action in three games... Completed 9-of-17 attempts for 79 yards and one touchdown in an appearance at DEN (12/23).

2011 (BROWNS)

Started all 13 games in which he appeared... Completed 265-of-463 passes for 2,733 yards with 14 touchdowns and 11 interceptions... Threw a touchdown pass in each of the Browns' first five games, the first Brown to do so since Derek Anderson in 2007... Completed 19-of-39 passes for 210 yards and two touchdowns vs. MIA (9/25), as he completed a 14-yard touchdown pass to WR Mohamed Massaquoi with :43 remaining in regulation to lift the Browns to a 17-16 victory. Connected on 9-of-13 passes for 75 yards on the game-winning drive... Set Browns single-game records with 40 completions and 61 attempts for a career-high 350 yards vs. TEN (10/2). His 350 yards passing were the most by a Brown since Derek Anderson threw for 364 yards in November 2007... Tied his career-high for touchdown passes in a game with two in four contests.

2010 (BROWNS)

Played in eight games, starting all eight... Completed 135-of-222 passes for 1,576 yards and six touchdowns, setting a Browns rookie record with a 60.8 completion percentage and 74.5 passer rating. Led all NFL rookies in completion percentage... Made NFL debut at PIT (10/17), completing 23-of-33 passes for 281 yards and one touchdown. Also added 22 yards rushing on four carries... Earned his first win as an NFL starter at NO (10/24), as he completed 9-of-16 passes for 74 yards in a 30-17 victory. Also caught his first career pass for a 13-yard gain from RB Peyton Hillis... Recorded a 101.6 QB rating vs. NE (11/7), completing 14-of-19 passes for 174 yards while adding his first career rushing touchdown, a 16-yard scamper, to help beat the Patriots... Threw for 241 yards on 17-of-28 passing with a touchdown and carried four times for a career-high 39 yards at JAX (11/21)... Completed 19-of-25 passes for 243 yards with two touchdowns, resulting in a career-high passer rating of 132.6 at CIN (12/19).

COLLEGE

Starred at Texas from 2006-09, earning 45 victories in 53 career starts to finish as the winningest quarterback in NCAA history at the time... Completed 1,157-of-1,645 passes for 13,253 yards with 112 touchdowns and 45 interceptions, while adding 447 rushes for 1,571 yards and 20 touchdowns... At the time, was the only quarterback in college annals to win at least 10 or more games in each of his four seasons... Finished his collegiate career owning 47 school records... Career pass completion percentage of 70.33 ranked second in NCAA history behind Colt Brennan (70.39)... His 13,253 passing yards ranked sixth in college football annals and his 112 passing touchdowns ranked seventh all-time in NCAA history... As a senior in 2009, received the Maxwell Award, Davey O'Brien Award and Johnny Unitas Golden Arm Award. Also was named the Big-12 Player of the Year... Completed 332-of-470 passes for 3,521 yards, 27 touchdowns and 12 interceptions in 2009... In 2008, completed a school-record 332 completions on 433 attempts, setting an NCAA season-record with his completion percentage of 76.67 and threw for a career-high 3,859 yards and 34 touchdowns...

Completed 276-of-424 passes for 3,303 yards, 22 touchdowns and a passer rating of 139.16 in 2007... Named Big 12 Offensive Freshman of the Year and All Big-12 Second Team, completing 217-of-318 passes for 2,570 yards and 29 touchdowns in 2006.

PERSONAL

Attended Jim Ned H.S. in Tuscola, Texas, where his father, Brad, served as head coach of the football team. Was a two-time Associated Press 2A Offensive MVP and first-team all-state pick... Finished his prep career as the all-time leading passer in Texas 2A history and sixth overall across all size classifications in Texas history, completing 536-of-849 pass attempts for 9,344 yards and 116 touchdowns... Was also a four-year starter in basketball and was an all-state selection as a junior... Was a three-time regional qualifier in track, including the mile relay and 110M hurdles. His wife, Rachel, was a middle-distance track and field athlete for Baylor University... Grandfather, Burl McCoy, is a member of the Abilene Christian University Sports Hall of Fame for his exploits both as an athlete and as the former women's basketball coach... Brother, Case, played quarterback at Texas as well... Graduated with a degree in sports management... In 2014, participated in Robert Griffin III's Friday Night Lights camp for 300 boys and girls at Anacostia (D.C.) High School, volunteered at the Redskins' annual All-Star Survivors Celebration, participated in the Get the Ball Rolling Flag Football Experience with 120 middle school students at Redskins Park and distributed Thanksgiving food to 3,000 Prince George's County residents in need at the team's annual Harvest Feast... Born Daniel Colt McCoy on Sept. 5, 1986 in Hobbs, N.M.

CAREER HIGHS

SINGLE-GAME	
Pass Attempts:	61, vs. Tennessee (10/02/11)
Pass Completions:	40, vs. Tennessee (10/02/11)
Yards Passing:	392, at Indianapolis (11/30/12)
Long (Passing):	56, vs. Cincinnati (09/11/11)
Passing Touchdowns:	3, at Indianapolis (11/30/12)
Passer Rating:	138.9, vs. Tennessee (12 att., 10/19/14)
Carries:	9, vs. Seattle (10/23/11)
Rushing Yards:	39, at Jacksonville (11/21/10)
Long (Rushing):	20, at Cincinnati (11/27/11)
Rushing Touchdowns:	1, twice, last at Dallas (10/27/14)

YEAR-BY-YEAR STATS

PASSING

Year	Team	G	GS	Att	Comp	Pct	Yds	Yd/A	TD	Int	Lg	Rate
2010	Cle	8	8	222	135	60.8	1576	7.1	6	9	47	74.5
2011	Cle	13	13	463	265	57.2	2733	5.9	14	11	56	74.6
2012	Cle	3	0	17	9	52.9	79	4.6	1	0	21	85.2
2014	Was	5	4	128	91	71.1	1057	8.3	4	3	70t	96.4
Career		33	25	831	501	60.3	5458	6.6	25	23	70t	78.2

RUSHING

Year	Team	Att	Yds	Avg	Lg	TD
2010	Cle	28	136	4.9	18	1
2011	Cle	61	212	3.5	20	0
2012	Cle	4	15	3.8	15	0
2013	SF	6	-6	-1	-1	0
2014	Was	16	66	4.1	20	1
Career		115	423	3.7	20	2

ADDITIONAL

Record as Starter: 7-18 (0.280) career; 1-3 with Redskins

Fumbles-Lost: 1-0 in 2010, 11-2 in 2011, 5-1 in 2014

Fourth Quarter Comeback Wins: 2 (9/25/11 vs. MIA, 10/19/14 vs. TEN)

300-Yard Passing Games: 2 (1 in 2011, 1 in 2014)



ALFRED MORRIS

RUNNING BACK
5-10 | 224
DOB: 12/12/88



4TH NFL SEASON
FLORIDA ATLANTIC
PINE FOREST H.S. (PENSACOLA, FLA.)

HONOR ROLL

Two-time Pro Bowl selection (2013-14 seasons)
Redskins Walter Payton Man of the Year (2013)
Second-team *Associated Press* All-Pro (2012)
PFW/PFWA All-Rookie Team (2012)

MILESTONES

NFL debut: 9/9/12 (at NO)... **First rushing TD:** 9/9/12 (at NO, 1 yard)...
First multi-TD game rushing: 9/9/12 (at NO, 2)... **First 100-yard rushing game:** 9/30/12 (at TB, 113 yards)... **First 200-yard rushing game:** 12/30/12 (vs. DAL, 200 yards)... **First reception:** 9/30/12 (at TB, -4 yards from Robert Griffin III)

TRANSACTIONS

Selected by the Washington Redskins in the sixth round (173rd overall) of the 2012 NFL Draft.

PRO

Started all 32 regular season games and one postseason game in his first two NFL seasons from 2012-13... His 2,888 rushing yards from 2012-13 were second in the NFL to only Adrian Peterson. His 2,888 yards in those years rank ninth-most in NFL history among players in their first two seasons... In his debut season, set the Redskins single-season rushing record with 1,613 yards on 335 carries and 13 touchdowns, all team rookie records... His 1,613 rushing yards as a rookie were second-most in the NFL in 2012 behind only MVP Adrian Peterson and were the third-most by a rookie in NFL history, behind Eric Dickerson and George Rogers.

YEAR-BY-YEAR

2014 (REDSKINS)

Started all 16 games for a third straight season, gaining 1,074 rushing yards on 265 carries and posting career highs in receptions (17) and receiving yards (155)... Earned his second consecutive Pro Bowl berth, becoming the first Redskins running back selected to consecutive Pro Bowls since Stephen Davis in 1999-2000... Started at HOU (9/7), gaining 91 yards on 14 carries (6.5 avg.)... Started vs. JAX (9/14), gaining 85 yards on 22 carries (3.9 avg.) with two touchdowns. Eclipsed the 3,000-yard career rushing mark in his 34th career game, the fastest in team history. Scored his 22nd career rushing touchdown, tying Don Bosseler for ninth in team history... Gained 77 yards on 23 carries at PHI (9/21) and entered the Top 10 in career rushing yardage in Redskins history, surpassing Don Bosseler (3,112)... Recorded 12 carries for 63 yards with a touchdown vs. NYG (9/25), passing Ladell Betts (3,176) for ninth-most rushing yardage in franchise history and tying him with Cliff Battles (23) for eighth-most rushing touchdowns in franchise history. Also matched his previous career highs in receptions (three) and receiving yards (27)... Started and gained 29 yards on 13 carries vs. SEA (10/6)... Started and rushed for 41 yards on 13 carries and caught one pass for 14 yards at ARI (10/12)... Started and recorded 18 carries for 54 yards (3.0 avg.) vs. TEN (10/19)... Started and gained 73 yards on 18 rushing attempts at DAL (10/27), passing Mike Thomas (3,359) for No. 8 on the Redskins' all-time rushing yardage list in the process. Scored his

fourth rushing touchdown of the year on a five-yard touchdown run, the 24th of Morris' career, pushing him past Cliff Battles (23) into sole possession of eighth place on the Redskins' all-time list. Extended his streak of consecutive games against Dallas with at least one rushing touchdown to five games, the longest in team history. Recorded a season-long 29-yard carry in the third quarter... Started and gained a then-season-high 92 yards on 19 carries and matched season high with two rushing touchdowns at MIN (11/2). Passed Earnest Byner for sole possession of seventh in team history with his 26th career rushing touchdown. Recorded rushing touchdowns in consecutive games for the first time since Weeks 8-9 of the 2013 season... Started and recorded 96 rushing yards on 20 carries and posted a career-high 36 receiving yards on two receptions vs. TB (11/16). Passed Cliff Battles (3,511) for seventh-most career rushing yards in team history and passed Don Bosseler (775) and Ladell Betts (776) for ninth-most rushing attempts in team history... Recorded a season-high 125 rushing yards on 21 carries with one rushing touchdown in a start at SF (11/23). Was his 11th career 100-yard rushing game and his first since Week 10 of the 2013 season at Minnesota... Started at IND (11/30) and gained 67 yards on 17 carries (3.9 avg.) and added three receptions for 16 yards... Gained six yards on eight carries and caught one pass for 11 yards in a start vs. STL (12/7)... Started and accrued 49 yards on 14 carries at NYG (12/14)... Started and gained 83 yards on 21 carries with one touchdown vs. PHI (12/20). Broke the 1,000-yard mark on the day, becoming only the fourth player in Redskins history to post three career 1,000-yard rushing seasons with the Redskins (Clinton Portis, 4; John Riggins, 4; Stephen Davis, 3). Joined Stephen Davis (1999-2001) as the only players in team history to rush for 1,000 yards in three consecutive seasons... Started vs. DAL (12/28) and gained 43 yards on 12 carries, passing Earnest Byner (3,950) for sixth-most rushing yards in team history.

2013 (REDSKINS)

Started all 16 games, rushing 276 times for 1,275 yards (4.6 avg.) with seven touchdowns... Started and rushed 12 times for 45 yards (3.8 avg.) with one touchdown vs. PHI (9/9)... Started and posted his eighth career 100-yard rushing game at GB (9/15), carrying 13 times for 107 yards with a career-high 8.2 avg. per carry... Started vs. DET (9/22) and recorded 73 yards on 15 carries (4.9 avg.) and scored the 15th rushing touchdown of his career on a 30-yard run in the second quarter... Started at OAK (9/29) and registered 71 yards on 16 carries (4.4 avg.)... Started at DAL (10/13) and rushed for 81 yards and matched his then-season high with 16 carries (5.1 avg.). Scored his third rushing touchdown of the season on a career-long 45-yard run in the third quarter... Had game highs in carries (19) and rushing yards (95) vs. CHI (10/20)... Started and rushed for 93 yards on 17 carries (5.5 avg.) and a touchdown at DEN (10/27)... Started and recorded his ninth career 100-yard rushing game vs. SD (11/3), carrying 25 times for 121 yards (4.8 avg.) and a touchdown... Started and posted season highs in rushing attempts (26) and rushing yards (139) at MIN (11/7). The 100-yard game was the 10th of Morris' career, tying him with Clinton Portis for eighth-most 100-yard rushing games in team history. He posted consecutive 100-yard rushing games for the first time since posting three straight in Weeks 12-14 last season... Started and gained 93 yards on 22 carries (4.2 avg.) at PHI (11/17)... Started and gained 52 yards on 14 carries (3.7 avg.) vs. SF (11/25)... Started and rushed 11 times for 26 yards (2.4 avg.) and a touchdown vs. NYG (12/1). Also added career highs in receptions (three) and receiving yards (27)... Started and gained 31 yards on 12 carries (2.6 avg.) vs. KC (12/8)... Started and rushed 18 times for 98 yards (5.4 avg.) at ATL

(12/15)... Started and gained 88 yards on 24 carries and added a rushing touchdown vs. DAL (12/22). Became the 13th player in team history to rush for 20 career touchdowns with the Redskins... Started and gained 62 rushing yards on 16 carries (3.9 avg.) at NYG (12/29). Also added two receptions for 21 yards (10.5 avg.).

2012 (REDSKINS)

Selected by the Redskins with the draft pick received from Minnesota in exchange for QB Donovan McNabb... Started all 17 games (including post-season) for Washington and rushed 335 times for 1,613 yards and 13 touchdowns, all team rookie records. His 1,613 rushing yards broke Clinton Portis' team record (1,516 in 2005) and were the third highest total by a rookie in NFL history... Named a Pro Bowl Alternate... Started at running back in his NFL debut in a season-opening win at NO (9/9), finishing the game with 28 carries for 96 yards and the first two touchdowns of his career. Became the third Redskins rookie since the merger to score a rushing touchdown in Week 1, joining Michael Westbrook (1995) and Kelvin Bryant (1986)... Started at running back at STL (9/16) and had 16 carries for a team-high 89 yards, in the process becoming the first Redskins running back to post 85-plus-yard games in Weeks 1-2 since Stephen Davis in 1999... Started at running back vs. CIN (9/23), registering 17 rushing attempts for 78 yards and one touchdown on the ground. His third touchdown in the first three weeks made him the first Redskins rookie to score three rushing touchdowns in the first three weeks since Ray McDonald (1967)... Started at running back at TB (9/30), notching his first 100-yard rushing day with 113 yards on 21 carries (5.4 avg.). He and Robert Griffin III became the first pair of rookie teammates in NFL history to each rush for four touchdowns over their team's first four games, according to the Elias Sports Bureau... Started vs. ATL (10/7), and had a then-career-high 115 yards on 18 carries. He joined Eric Dickerson as the only rookies in NFL history to rush for at least 75 yards in each of their team's first five games, according to the Elias Sports Bureau. He joined Larry Brown (1972), John Riggins (1983), George Rogers (1986), Earnest Byner (1991) and Terry Allen (1996) as the only backs in team history since the merger to open a season with at least 75 yards in the first five games of a season... Started and rushed 16 times for 47 yards (2.9 avg.) with a touchdown vs. MIN (10/14)... Started at NYG (10/21) and rushed 22 times for a career-high 120 yards (5.5 avg.), marking his third career 100-yard rushing performance. Also had a career-high two receptions for 10 yards (5.0 avg.). Earned Pepsi Rookie of the Week honors... Started at PIT (10/28) and rushed 13 times for 59 yards (4.5 avg.). Became the first Redskins rookie since at least 1970 to have seven 50-yard rushing games in the first eight games of a season... Started vs. CAR (11/4), and rushed for 76 yards on 13 carries (5.8 avg.). His 793 rushing yards through nine games, the most by a rookie through nine games since Adrian Peterson rushed for 1,081 yards through nine games as a rookie with Minnesota in 2007... Started in a win vs. PHI (11/18) and gained 76 rushing yards on 20 carries, giving him 869 rushing yards through 10 games, making him the 12th NFL rookie since the 1970 AFL-NFL merger to rush for 850 yards or more in the first 10 games of a season. Was the first Redskins rookie to accomplish the feat... Rushed for 113 yards on 24 carries (4.7 avg.) with one touchdown in a Thanksgiving Day win at DAL (11/22)... Started on Monday Night Football vs. NYG (12/3) and rushed for a career-high 124 yards on 22 carries, his fifth 100-yard rushing effort of the season. Morris' five 100-yard rushing games became the most by a Redskins rookie in a single season since the 1970 NFL-AFL merger. With a 19-yard run in the first quarter, he eclipsed 1,000 rushing yards for the season and became the first 1,000-yard rusher for the Redskins since Clinton Portis in 2008. It represents the 23rd 1,000-yard rushing season by a Redskins player in team history and only the second by a rookie. Morris broke the Redskins' record for rushing yards by a rookie with a 16-yard gain in the third quarter that pushed him past Reggie Brooks' former rookie record of 1,063 rushing yards for the Redskins during the 1993 season... Started in a win vs. BAL (12/9) and notched his third straight 100-yard rushing day, being credited with 23 carries for 122 yards and one touchdown. The league later amended his yardage total to 129, a career high. The 100-yard rushing game was his

sixth of the season, marking the most 100-yard rushing games in a season by a Redskin since 2008 (Clinton Portis – six). Earned Pepsi Rookie of the Week honors for the performance, his second such award of the season... Started in a win at CLE (12/16) and finished the game with 26 carries for 87 rushing yards and two touchdowns. The two rushing touchdowns gave him nine on the season, surpassing Skip Hicks (eight in 1998) to set the Redskins' record for rushing touchdowns in a rookie season. The game was his' second multi-touchdown game of his career and his first since his NFL debut at New Orleans in Week 1... Started in a win at PHI (12/23) and gained 91 yards on 22 carries with one rushing touchdown. With the touchdown, he tied Pro Football Hall of Famer Charley Taylor for the Redskins' rookie record for total touchdowns in a season (10 in 1964). His 10 touchdowns this season mark the 12th double-digit rushing touchdown season in team history and the first since Clinton Portis in 2007 (11)... Started in a division-clinching win vs. DAL (12/30) and rushed 33 times for 200 rushing yards with three touchdowns, all career highs. Finished the season with 1,613 yards, breaking Clinton Portis' team record for rushing yards in a season (1,516 in 2005). Finished second in the NFL in rushing yards (1,613) and rushing touchdowns (13) this season behind Minnesota's Adrian Peterson and Houston's Arian Foster, respectively. His three rushing touchdowns vs. DAL tied a Redskins' team record, marking the 22nd time a Redskin has rushed for three touchdowns in a game. The 200-yard performance was a Redskins rookie record and the first by a Redskin of any experience level since Gerald Riggs' team-record 221 yards on Sept. 17, 1989, vs. Philadelphia. The game was his seventh 100-yard rushing performance of the season, the most by a Redskin since Portis in 2005 (nine).

COLLEGE

Left Florida Atlantic as the school's all-time leading rusher, finishing his career with 3,529 career rushing yards... His 733 career carries and 27 career rushing touchdowns are also school records... Also added 30 receptions for 300 yards and four receiving touchdowns in his career... Finished his career with 16 games of 100 rushing yards or more, including six of his final eight games with the program... Played in 47 games at Florida Atlantic, starting 35... Twice named the University and the Athletic Department's 2012 Male Student Athlete of the Year... Was the team's Co-MVP for his play in 2011... As a senior, finished second in the Sun Belt in rushing yards (1,186) and was named second-team All-Sun Belt... As a junior, was 72 yards shy of becoming the first player in FAU history to post consecutive 1,000-yard seasons... As a sophomore in 2009, secured the Sun Belt rushing title and the school record with 1,392 rushing yards... Played for legendary coach Howard Schnellenberger, a former Redskins draft pick.

PERSONAL

Played in two all-star games, including the East/West Shrine game... Attended Pine Forest (Fla.) H.S., where he saw action on both sides of the ball... Rushed for 1,049 yards as a senior and recorded 17 touchdowns for the Eagles... Defensively, he recorded 147 tackles and five interceptions... Was named Northwest Florida MVP and first-team All-State and was a game MVP... Participated in the PSA All-Star Game... Was an exercise science major at FAU... Was a consistent member of the FAU Athletic Department's 3.0 GPA list... Son of Yvonne and Ronald Morris... Born in Pensacola, Fla on Dec. 12, 1988... Famously drives a 1991 Mazda 626 — referred to as "The Bentley" — which he purchased from his pastor while in college.

COMMUNITY

Was named the Redskins' 2013 Walter Payton Man of the Year for his contributions both on the field and in the community. Was so instrumental to the Washington Redskins Charitable Foundation's impact on area children that he contributed at the Leadership Council Meeting to help the Foundation achieve its mission... In 2014, combined his love of movies and philanthropy by working with WRCF and the just keep livin foundation to create the Movies with Morris event. He hosted and raised money for after-school exercise and wellness programs with actor Matthew McConaughey at Alamo Drafthouse in Ashburn, having several teammates host special showings of their favorite films... Was active in nearly all WRCF events and teammate events in 2014, including the annual IIIB Pink Tie Gala, Fuel Up to Play 60 Mini-Combines, Ryan Kerrigan's Blitz for the Better foundation Ruth's Chris celebrity waiter night, Back to School Shopping Sprees, the Walking with Anthony Foundation dinner and silent auction, Redskins Salute to Play 60 at Joint Base Andrews, Hometown Huddle events, dressing in a Captain America costume at Georgetown Pediatric Hospital, USO Turkeys for Troop, Harvest Feast, Leckie (D.C.) Elementary School renovation, Covered for the Holidays, Skins Santa Shoppe and more... In 2013, Participated in a surprise school visit to Glen Forest Elementary School in Fairfax, Va... Helped Macy's send 200 children back to school in style at the Macy's Back to School Shopping Spree... Received the "Role Model of the Year" Award from the National Conference on Citizenship... Attended the Salute to Play 60 Military challenge kickoff event at Joint Base Andrews... Contributed to the High School Football Forum... Volunteered at the All-Star Survivors Celebration at Redskins Park to support women battling breast cancer... Participated in Hometown Huddle, which helps motivate children to be active and adopt healthy eating habits... Participated in the Georgetown Pediatric Halloween Party, dressing up as Captain America and visiting children at Georgetown Hospital... Participated in Coca-Cola's Get the Ball Rolling Flag Football Experience... Worked with his teammates for the Kaiser Thriving Schools Play 60 Mini-Combine... Made a Play 60 Super School visit to Glebe Elementary School... Attended and distributed food at the Redskins' annual Harvest Feast event... Worked as a celebrity waiter for Ryan Kerrigan's Blitz for the Better Foundation fundraising event at Ruth's Chris Steak House... Attended Darrell Green's annual Christmas With The Redskins party... Volunteered during the Smashing Walnuts Foundation fundraiser in honor of Gabriella Miller... Assisted the Washington Redskins Charitable Foundation with the annual Skins Santa Shoppe event to distribute more than 1,000 toys to underserved youth.

YEAR-BY-YEAR STATS

RUSHING

Year	Team	GP	GS	Att	Yds	Avg	Lg	TD
2012	Was	16	16	335	1613	4.8	39t	13
2013	Was	16	16	276	1275	4.6	45t	7
2014	Was	16	16	265	1074	4.1	30	8
Career		48	48	876	3962	4.5	45t	28

RECEIVING

Year	Team	GP	GS	No	Yds	Avg	Lg	TD
2012	Was	16	16	11	77	7.0	20	0
2013	Was	16	16	9	78	8.7	17	0
2014	Was	16	16	17	155	9.1	26	0
Career		48	48	37	310	8.4	26	0

ADDITIONAL

Fumbles-Lost: 4-3 in 2012, 5-4 in 2013, 2-0 in 2014

POSTSEASON

Year	Team	GP	GS	Att	Yds	Avg	Lg	TD
2012	Was	1	1	16	80	5.0	18	0
NFL totals		1	1	16	80	5.0	18	0

CAREER HIGHS

SINGLE-GAME

Carries:	33, vs. Dallas (12/30/12)
Rushing Yards:	200, vs. Dallas (12/30/12)
Long (Rushing):	45t. at Dallas (10/13/13)
Rushing Touchdowns:	3, vs. Dallas (12/30/12)
Receptions:	3, multiple times, last at Indianapolis (11/30/14)
Receiving Yards:	27, twice, last vs. NY Giants (09/25/14)
Long (Receiving):	26, vs. NY Giants (09/25/14)

RANKS IN REDSKINS HISTORY

Category	Rank	No.
Rushing Average:	1st	4.52
Rushing Yards:	6th	3,962
Rushing Attempts:	8th	876
Rushing Touchdowns:	7th	28

REDSKINS HISTORY

Top rushing seasons by yardage in team history:

Player	Season	Att.	Yds	TD
1. ALFRED MORRIS	2012	335	1,613	13
2. Clinton Portis	2005	352	1,516	11
3. Clinton Portis	2008	342	1,487	9

MORGAN MOSES

TACKLE
6-6 | 318
DOB: 3/3/91



2ND NFL SEASON
VIRGINIA
MEADOWBROOK H.S. (RICHMOND, VA.)



MILESTONES

NFL debut: 9/14/14 (vs. JAX)... **First NFL start:** 11/24/14 (at SF)

TRANSACTIONS

Selected by the Washington Redskins in the third round (66th overall) of the 2014 NFL Draft.

YEAR-BY-YEAR

2014 (REDSKINS)

Played in eight games and made one start as a rookie... Inactive at HOU (9/7)... Made NFL debut vs. JAX (9/14)... Inactive at PHI (9/21)... Contributed on special teams vs. NYG (9/25)... Saw action on offense and special teams vs. SEA (10/6)... Inactive at ARI (10/12) and vs. TEN (10/19)... Played on special teams at DAL (10/27) and at MIN (11/2)... Saw significant action in relief of an injured Trent Williams vs. TB (11/16)... Made first career NFL start at left tackle and helped Alfred Morris post 125 rushing yards at SF (11/23)... Contributed on special teams at IND (11/30)... Active but did not play vs. STL (12/7).

COLLEGE

Played at Virginia from 2010-13, starting 43 of the 48 career games in which he played — 30 at right tackle and 12 at left tackle... Received All-ACC third-team honors as a senior in 2013 while helping Kevin Parks become the Cavaliers' first 1,000-yard rusher in a season since 2004... Was a Coaches All-ACC honorable mention selection as a junior in 2012, starting 11 of 12 games and helping UVA amass more than 500 yards of total offense multiple times in a season for the first time since 2004... Was one of 13 players to start all 13 games for the Cavaliers in 2011... Appeared in 11 of Virginia's 12 games as a freshman, making his collegiate debut against Richmond. Made first collegiate start against UNC, becoming the seventh true freshman nationally to start at offensive tackle in 2010 when he started at right tackle against the Tar Heels.


PERSONAL

Attended Meadowbrook H.S. in Richmond, Va., and also played prep football at Fork Union Military Academy in 2009... Two-time all-state, all-region and all-district selection... Two-time Richmond Times-Dispatch first-team All-Met selection... Was a Parade and SuperPrep All-American who was rated as a four-star prospect by Rivals.com and Scout.com... Listed as the No. 2 player in Virginia for the class of 2009 by Rivals.com... Visited hematology patients at a Washington, D.C. Ronald McDonald House and also stressed the importance of staying on the right path on a panel at the Fairfax Juvenile Detention Center in 2014... Son of Marion and Morris Moses... Born March 3, 1991.

YEAR-BY-YEAR STATS

GAMES/STARTS

Year	Team	G	GS
2014	Was	8	1
Career		8	1



TRENT MURPHY

LINEBACKER
6-5 | 258
DOB: 12/20/90



2ND NFL SEASON
STANFORD
BROPHY COLLEGE PREP (PHOENIX, ARIZ.)

MILESTONES

NFL debut: 9/7/14 (at HOU)... **First NFL start:** 10/27/14 (at DAL)... **First sack:** 11/2/14 (at MIN, Teddy Bridgewater)

TRANSACTIONS

Selected by the Washington Redskins in the second round (47th overall) of the 2014 NFL Draft.

YEAR-BY-YEAR

2014 (REDSKINS)

Played in 15 games with eight starts as a rookie, compiling 32 tackles (22 solo), 2.5 sacks, two forced fumbles and a fumble recovery as a rookie... Contributed on defense and special teams in NFL debut at HOU (9/7) and vs. JAX (9/14)... Made one solo tackle at PHI (9/21)... Recorded a career-high four tackles (one solo) vs. NYG (9/25)... Added a solo tackle vs. SEA (10/6)... Contributed on defense at ARI (10/12)... Made three tackles (one solo) vs. TEN (10/19)... Made first career start in an overtime win at DAL (10/27), adding a solo tackle and the first fumble recovery and pass defensed of his career... Started and contributed four tackles (three solo) including his first NFL sack at MIN (11/2)... Started and recorded a sack for a second consecutive game among his two tackles vs. TB (11/16)... Started and registered five tackles (four solo) and a forced fumble at SF (11/23)... Started and made three solo tackles at IND (11/30)... Started and added three tackles (two solo) including a split-sack with Jason Hatcher... Started and posted six tackles (four solo) at NYG (12/14)... Started and exited the game with an injury vs. PHI (12/20).

COLLEGE

Played at Stanford from 2009-13, starting 42 of the 44 career games in which he appeared... Finished career with 32.5 career sacks (third in Stanford history) and 52.5 career tackles for loss (fifth)... Was a consensus All-American as a redshirt senior in 2013, earning first-team honors from Walter Camp, AFCA, FWAA, SI.com, ESPN.com, Phil Steele and The Sporting News, as well as second-team honors from the Associated Press, USA Today, Athlon Sports and CBSSports.com after leading the nation with 15.0 sacks. Team captain recorded 62 tackles (37 solo), two forced fumbles, six pass breakups and one blocked kick in addition to adding a 30-yard interception return for touchdown against Washington State... Was an All-Pac-12 performer at defensive end in 2012, starting all 14 games and leading the Cardinal with 10.0 sacks, the program's most since 2004. Notched his first career interception at Washington and returned it 40 yards for a touchdown. Earned the Jack Huston Award for exceptional performance and unheralded efforts... Started all 13 games and posted 40 tackles and 6.5 sacks in 2011... Limited by injury to two games in 2010 after not appearing in game action in 2009... Also participated in track and field in spring 2011, throwing a 158-5 in discus at the Payton Jordan Invitational.

PERSONAL

Attended Brophy College Preparatory in Phoenix, where he was the Arizona Republic All-State Defensive Player of the Year in 2008... Posted 59 tackles, 9.5 sacks, three fumble recoveries and two blocked field goals as a team captain as a senior... Helped team to runner-up Arizona Division 5A1 finish as a senior one year after winning a state title as a junior... Also lettered in basketball and track. Was a state champion in discus after throwing 193, a school record... Rated as the nation's 41st-best strong side defensive end and 19th-best recruit in Arizona by Rivals.com... Majored in science, technology and society and minored in political science... Hobbies include team roping, volunteering, steer wrestling, fishing and spending time with family... Full name: Trenton Allen Murphy... Son of Jerry and Laurie Murphy... Older sister, Kayli, played basketball at Arizona State... Born Dec. 20, 1990.

COMMUNITY

Was active with the Washington Redskins Charitable Foundation as a rookie in 2014... Raised money for Redskins Read book drive to help promote literacy... Stressed the importance of staying on the right path on a panel at the Fairfax Juvenile Detention Center... Visited hematology patients at a Washington, D.C. Ronald McDonald House... Greeted fans before a cooking demonstration and Q&A about healthy eating habits at Fit Fest in Richmond... Welcomed Richmond children to training camp at the Bon Secours training camp facility in Richmond... Helped provide school supplies and clothes to hundreds of kids in Richmond for the Back to School Shopping Spree presented by Macy's... Taught children the importance of exercising for 60 minutes a day at Andrews Air Force Base for the Redskins Salute to Play 60 event... Coached women through football drills at Redskins Park on WOW Ladies Night Out... Welcomed and distributed toys for 1,100 children in the Redskins' locker room at FedExField at the team's annual Skins Santa Shoppe.

YEAR-BY-YEAR STATS


DEFENSE

Year	Team	G	GS	Tack	Solo	Sack	INT	PD
2014	Was	15	8	32	22	2.5	0	1
Career		15	8	32	22	2.5	0	1

**Tackle stats according to STATS, LLC*

ADDITIONAL

Fumbles Forced-Recovered: 2-1 in 2014



TY NSEKHE

OFFENSIVE LINEMAN
6-8 | 325
DOB: 10/27/85



1ST NFL SEASON
TEXAS STATE
BOWIE H.S. (ARLINGTON, TEXAS)

MILESTONES

NFL debut: 9/16/12 (vs. WAS)

TRANSACTIONS

Originally entered the NFL with the Indianapolis Colts as a free agent on August 1, 2012... Waived by the Colts on September 1, 2012... Claimed off waivers by the St. Louis Rams on September 2, 2012... Waived by the Rams on September 27, 2012... Signed to the Rams' practice squad on September 30, 2012... Waived by the Rams on September 3, 2013... Signed with the New Orleans Saints on January 6, 2014... Waived by the Saints on September 9, 2014... Signed with the Washington Redskins on February 10, 2015... Waived by the Redskins on May 4, 2015... Signed with the Redskins on May 11, 2015.

YEAR-BY-YEAR

2014 (SAINTS)

Joined the Saints on Reserve/Future contract before eventually being waived after Week 1... Also spent part of the 2014 season on the practice roster of the CFL's Montreal Alouettes.

2013 (RAMS)

Spent the offseason with the team but was waived on Sept. 3.

2012 (AFL/COLTS/RAMS)

Signed with the San Antonio Talons of the AFL on April 26... Recorded one tackle and five receptions for 32 yards in 11 games with 10 for San Antonio... Entered the NFL as a free agent with the Colts on Aug. 1... Waived by Indianapolis on Sept. 1 but claimed a day later by St. Louis... Appeared in two games for St. Louis, making his NFL debut vs. WAS (9/16)... Waived by the Rams on Sept. 27 but signed to the team's practice squad on Sept. 30.

2011 (AFL)

Played in 18 games with 17 starts for the Philadelphia Soul of the AFL... Caught eight passes for 91 yards with three touchdowns... Added three solo tackles and an assisted tackle... Joined the Soul on March 1.

2010 (AFL)

Played with the Dallas Vigilantes of the AFL.

2009 (af2)

Signed by the Corpus Christi Sharks of af2.

COLLEGE

Played at Texas State and Tarleton State during his collegiate career spanning 2003-06.

PERSONAL

Attended Bowie H.S. in Arlington, Texas, where he earned first-team all-area honors in 2002 and 2003... Last name pronounced "en-SECK-he"... Son of Diane Nsekhe... Born Oct. 27, 1985.

YEAR-BY-YEAR STATS

GAMES/STARTS

Year	Team	G	GS
2012	Stl	2	0
Career		2	0

STEPHEN PAEA

DEFENSIVE LINEMAN
6-1 | 300
DOB: 5/11/88



5TH NFL SEASON
OREGON STATE
TIMPVIEV H.S. (PROVO, UTAH)



MILESTONES

NFL debut: 10/16/11 (vs. MIN)... **First NFL start:** 9/13/12 (at GB)... **First sack:** 10/16/11 (vs. MIN, Donovan McNabb for safety)... **First FF:** 11/23/14 (vs. TB, Josh McCown)

TRANSACTIONS

Selected by the Chicago Bears in the second round (53rd overall) of the 2011 NFL Draft... Signed with the Washington Redskins as an unrestricted free agent on March 10, 2015.

PRO

Joined the Redskins as an unrestricted free agent on the first day of free agency in 2015... Enters the 2015 season having previously appeared in 55 career games with 40 starts, all with Chicago, recording 94 tackles (56 solo), 12.0 sacks, six passes defended and two forced fumbles.

YEAR-BY-YEAR

2014 (BEARS)

Established career highs in games played (16), starts (16), total tackles (33), solo tackles (24), tackles for loss (eight), sacks (6.0) and forced fumbles (two)... Recorded sacks in consecutive games at SF (9/14) and at NYJ (9/21), as well as two weeks later at CAR (10/5) and at ATL (10/12)... Recorded the first multi-sack game of his career vs. TB (11/23), dropping Bucs quarterback Josh McCown twice and forcing a fumble on the first sack... Posted career high five tackles (all solo) vs. DAL (12/4)... Forced a Joique Bell fumble vs. DET (12/21).

2013 (BEARS)

Appeared in 13 games, starting 10... Missed three games with a toe injury... Credited by STATS, LLC with 23 tackles (11 solo), 1.5 sacks and two passes defended... Notched half-sack in season opener vs. CIN (9/8)... Sacked Christian Ponder and had two passes defended at MIN (12/1).

2012 (BEARS)

Played in 15 games with 14 starts... Collected 24 tackles (13 solo) and set a then-career-high in sacks (2.5).

2011 (BEARS)

Appeared in 11 games as a rookie, collecting 14 tackles (eight solo) and 2.0 sacks... Made NFL debut in Week 6 vs. MIN (10/16) and recorded first career sack — a safety of Vikings quarterback Donovan McNabb... Added a sack of Broncos quarterback Tim Tebow at DEN (12/11).

COLLEGE

Started 37-of-38 games played at Oregon State from 2008-10... Posted 129 tackles (60 solo), 30.5 tackles for loss and 14.0 sacks as a member of the Beavers... Two-time winner of the Morris Trophy, given annually to the top defensive lineman in the Pac-10... Named 2010 Pac-10 Pat Tillman defensive player of the year and earned All-Pac-10 first team honors as a junior and senior... Was an All-Pac-10 honorable mention... Two-time team captain... Semifinalist for Bednarik Award (nation's top defensive player) and named to Lombardi, Outland, Nagurski and Lott watch lists as a senior... Attended Snow College in Ephraim, Utah from 2006-07, where he redshirted as a freshman. Team went undefeated in the one season he played.

PERSONAL

Attended Timpview H.S. in Provo, Utah... Did not play football until his senior year... Earned all-region and all-division honors while playing on the defensive and offensive lines... Also lettered in track... Born in Auckland, New Zealand but raised on the islands of Vava'u in his native Tonga... Moved to the United States at the age of 16 and did not speak English at the time... Broke an NFL Scouting Combine record with 49 reps of 225 pounds on the bench press in 2011... Son of mother, Ana, and father, Peniamina. Has three brothers, Matahi, twin Will and Pora... Last name pronounced "pie-yah"... Born May 11, 1988.

YEAR-BY-YEAR STATS

DEFENSE


Year	Team	G	GS	Tack	Solo	Sack	PD	FF	FR
2011	Chi	11	0	14	8	2	0	0	0
2012	Chi	15	14	24	13	2.5	1	0	0
2013	Chi	13	10	23	11	1.5	3	0	0
2014	Chi	16	16	33	24	6	2	2	0
Career		55	40	94	56	12	6	2	0

*Tackle stats according to STATS, LLC

CAREER HIGHS

SINGLE-GAME

Total Tackles:	5, vs. Dallas (12/04/14)
Solo Tackles:	5, vs. Dallas (12/04/14)
Sacks:	2, vs. Tampa Bay (11/23/14)
Forced Fumbles:	1, twice, last vs. Detroit (12/21/14)



NILES PAUL

TIGHT END
6-1 | 241
DOB: 8/9/89



5TH NFL SEASON
NEBRASKA
NORTH H.S. (OMAHA, NEB.)

MILESTONES

NFL debut: 9/11/11 (vs. NYG)... **First reception:** 10/23/11 (at CAR, 14 yards from John Beck)... **First receiving TD:** 11/22/12 (at DAL, 29 yards from Robert Griffin III)

TRANSACTIONS

Selected by the Washington Redskins in the fifth round (155th overall) of the 2011 NFL Draft... Re-signed with the Redskins on March 6, 2015.

PRO

Former wide receiver who made the transition to tight end in 2012 and is one of the league's premier gunners in punt coverage... Handled kick return duties down the stretch run of Washington's 2012 NFC East championship season... One of the league's most lethal punt coverage gunners... Enters 2015 having previously appeared in 60 games with 17 starts... Recorded 53 receptions for 735 yards (13.0 avg.) and two touchdowns through 2014.

YEAR-BY-YEAR

2014 (REDSKINS)

Started seven of the 16 games in which he played, setting career highs in receptions (39) and receiving yards (507), smashing his previous highs of eight receptions and 152 receiving yards set in 2012... Registered career highs at HOU (9/7) with four receptions for 86 yards and a career-long 48-yard reception... Caught a two-yard touchdown pass in the midst of recording career highs in receptions (eight) and receiving yards (99) vs. JAX (9/14)... Caught six passes for 68 yards (11.3 avg.) at PHI (9/21)... Recorded three receptions for 60 yards before exiting the game with an injury vs. NYG (9/25). Became the first Redskins tight end to record at least 60 receiving yards in four consecutive games since Chris Cooley in Weeks 11-14 of the 2007 season... Started and caught one pass for six yards vs. SEA (10/6)... Started and caught one pass for seven yards at ARI (10/12)... Caught a career-long 50-yard reception among his two catches for 58 yards and also added a fumble recovery on special teams vs. TEN (10/19)... Started in an overtime win at DAL (10/27) and gained 27 yards on three receptions (9.0 avg.)... Caught two passes for 18 yards at MIN (11/2)... Gained 17 yards on three receptions in a start vs. TB (11/16)... Caught one pass for 11 yards at SF (11/23)... Gained seven yards on one reception at IND (11/30)... Started and caught one pass for seven yards vs. STL (12/7)... Started and caught a 17-yard pass at NYG (12/14)... Played on offense and special teams vs. PHI (12/20)... Caught two passes for 19 yards vs. DAL (12/28).

2013 (REDSKINS)

Played in 15 games, making four starts... Caught four passes for 51 yards (12.8 avg.) and contributed significantly on special teams... Saw action in a reserve role and on special teams vs. PHI (9/9), at GB (9/15) and vs. DET (9/22)... Caught two passes for 20 yards (10.0 avg.) at OAK (9/29)... Had a nine-yard kick return at DAL (10/13)... Contributed on offense and special teams vs. CHI (10/20) and at DEN (10/27)... Started in a three-tight-end set vs. SD (11/3), catching one pass for six yards and adding a 24-yard kickoff return... Returned three kickoffs for 74 yards (24.7 avg.) at MIN (11/7)... Returned one kickoff for 23 yards at PHI (11/17)... Returned six kickoffs for 102 yards (17.0 avg.), both career highs, vs. SF (11/25)... Inactive with

an illness vs. NYG (12/1)... Started at fullback and caught one pass for 25 yards vs. KC (12/8). Also returned eight kickoffs for 179 yards (22.4 avg.) including a season-long 39-yard return... Saw action at ATL (12/15), vs. DAL (12/22) and at NYG (12/29).

2012 (REDSKINS)

Played in 16 regular season games with four starts, posting career highs in receptions (eight), receiving yards (152) and receiving touchdowns (one)... Saw action on special teams and at tight end in a season-opening win at NO (9/9)... Started at tight end — his first career start at that position — and had three receptions for 13 yards (4.3 avg.)... Saw action at tight end and on special teams vs. CIN (9/23)... Played at tight end and on special teams, catching one pass for 30 yards on a flea flicker at TB (9/30)... Started at tight end and played special teams vs. ATL (10/7)... Played tight end and special teams and had a highlight-reel hit on punt returner Marcus Sherels vs. MIN (10/14)... Saw action at tight end at NYG (10/21) and had his first career rushing attempt for -1 yard... Saw action as a reserve at PIT (10/28), catching one pass for a career-long 37 yards... Had one catch for 22 yards vs. CAR (11/4)... Started at tight end and played on special teams in a win vs. PHI (11/18)... Had one catch in a Thanksgiving Day win at DAL (11/22), hauling in a 29-yard pass from Robert Griffin III for the first touchdown of his career... Started and had one reception for no gain in a win vs. NYG on Monday Night Football (12/3). Also returned a kickoff 39 yards in the second quarter, a career long... Had two kick returns for 37 yards (18.5) in a win vs. BAL (12/9)... Saw action at tight end and on special teams in a win at CLE (12/16)... Had one catch for 21 yards and three kick returns for 56 yards (18.7 avg.) in a win at PHI (12/23)... Had three kick returns for 98 yards (30.7 avg.) with a long of 48 in a division-clinching win vs. DAL (12/30). The 48-yard return was the longest by an NFL player listed as a tight end since 1981 (56, Chicago's Emery Moorehead)... Had five kickoff returns for 97 yards (19.4 avg.) in NFC Wild Card Round vs. SEA (1/6).

2011 (REDSKINS)

Saw action on special teams in his first career game and fielded one punt for zero yards vs. NYG (9/11)... Saw action on special teams vs. ARI (9/18) and recorded one tackle... Saw action on special teams at DAL (9/26)... Saw action at wide receiver and on special teams (10/2) and recorded three special teams tackles (two solo)... Saw action on special teams vs. PHI (10/16)... Started at wide receiver at CAR (10/23) and caught two passes for 25 yards (12.5 avg.)... Saw action at wide receiver and on special teams at BUF (10/30)... Saw action at wide receiver and on special teams vs. SF (11/6) and had one kick return for 15 yards... Was inactive at MIA (11/13), vs. DAL (11/20) and at SEA (11/27) with an injury... Saw action at wide receiver and on special teams vs. NYJ (12/4)... Saw action at wide receiver and on special teams vs. NE (12/11)... Saw action at wide receiver and on special teams at NYG (12/18). Had the first rushing attempt of his career, gaining seven yards... Started at wide receiver vs. MIN (12/24) and was held without a catch... Saw action at wide receiver and on special teams at PHI (1/1/12).

COLLEGE

In four seasons at Nebraska, played in 46 games, with 29 starts and totaled 103 receptions for 1,532 yards (14.9 avg.) and five touchdowns... Ranks sixth in school history in receptions (103) and fifth in receiving yards (1,532)... Also had 77 kickoff returns for 1,887 yards (24.5 avg.) and two touchdowns and 60 punt returns for 647 yards (10.8 avg.) and one touch-

down... Ranks fifth in school history with 4,122 all-purpose yards... As a senior, earned All-Big 12 Conference second team by the league's coaches... Started 12 games a wide receiver and finished second on the team with 39 receptions for 516 yards (13.2 avg.) and one touchdown... Gained 160 yards on 14 punt returns (11.4 avg.) and 464 kickoff return yards and one touchdown on 19 attempts (24.4 avg.)... His 100-yard kickoff return for a touchdown vs. Oklahoma State tied for the second-longest run back in school history... Finished second on the team with 1,154 all-purpose yards (96.2 ypg)... As a junior, earned All-Big 12 Conference first-team honors as an all-purpose back by The NFL Draft Reports and second-team accolades from the Kansas City Star, Fort Worth Star-Telegram, San Antonio News-Express and Dallas Morning News... Totaled 40 receptions for 796 yards (19.9 avg.), which was the fifth-best yardage total in school history... Had nine receptions for 35 yards or longer... Returned 28 punts for 407 yards (10.7 avg.) and one touchdown... Also returned 16 kickoffs for 446 yards (27.9 avg.)... Totaled 1,697 all-purpose yards, the eighth-best season total in school history... Played in all 13 games, with four starts as a sophomore... Finished with 23 receptions for 214 yards (9.3 avg.)... Registered 969 kickoff return yards, which ranked third in school history and 10th in conference history... Played in seven games as a freshman, catching one pass for six yards. Also had an eight-yard kickoff return.

PERSONAL

Attended North (Neb.) H.S.... As a senior, caught 46 passes for 814 yards and 13 touchdowns, while also averaging more than 18 yards per punt return... Named a first-team All-Nebraska and first-team All-Metro selection by the Omaha World-Herald and a first-team Super-State pick by the Lincoln Journal Star... One of 58 players selected as a Parade All-American... As a junior, earned All-State honors from the Lincoln Journal Star and All-Metro accolades from the World-Herald... Rated as one of the top 20 receiving prospects in the nation by both Rivals.com and Scout.com... Led the West team in receiving in the U.S. Army All-American Game in San Antonio... In track, won the 110-meter dash as a senior... Led the Vikings to the Class A state track title in 2006 by winning four gold medals... Captured the Class A titles in the 110- and 300-meter hurdles and was part of all-class gold medal teams in the 4x100 and 4x400-meter relays... Majored in communication studies and sociology, earning second-team Academic All-Big 12 in 2008 and was also on the Big 12 Commissioner's Spring Academic Honor Roll... Is the nephew of former Green Bay Packers running back Ahman Green... Cousin is Minnesota Vikings CB Shaun Prater.

COMMUNITY

Has annually been one of the Washington Redskins Charitable Foundation's most active contributors since arriving in Washington in 2011... In 2014, participated in Fuel Up to Play 60 Mini-Combines, a KaBOOM! playground build, Recess with the Redskins, the Power Up to Read Celebration at Oaklands Elementary School in Laurel, Md., Movies with Morris, Redskins Burgundy & Gold Game to benefit Global Down Syndrome Foundation, Robert Griffin III's Friday Night Lights camp, Fit Fest in Richmond, Ryan Kerrigan's Blitz for the Better Ruth's Chris celebrity waiter night, Back to School Shopping Spree. Redskins Salute to Play 60 event at Joint Base Andrews, All-Star Survivors Celebration, Get the Ball Rolling Flag Football Experience, Friday Night Lights Breast Cancer Awareness game at Langley (Va.) High School, USO Turkeys for Troops, Leckie (D.C.) Elementary School library renovation, Covered for the Holidays, WOW Ladies Night Out and Skins Santa Shoppe... In 2013, participated in the Fuel Up To Play 60 Football Clinic and volunteered in the Macy's Back to School Shopping Spree... In 2012, joined fans at the annual Draft Day Party at FedExField as well as the team's 80th Anniversary Thank You Tour... Coached students at the WRCF and Coca-Cola "Play 60 Flag Football Clinic" as part of the Live Positively: Get the Ball Rolling initiative... Dressed up in costume and visited with children at the WRCF "Pediatric Halloween Party"... Joined WRCF and local Marines to distribute more than 1,000 "Touchdown for

YEAR-BY-YEAR STATS

RECEIVING

Year	Team	GP	GS	No	Yds	Avg	Lg	TD
2011	Was	13	2	2	25	12.5	14	0
2012	Was	16	4	8	152	19	37	1
2013	Was	15	4	4	51	12.8	25	0
2014	Was	16	7	39	507	13	50	1
Career		60	17	53	735	13.9	50	2

RUSHING

Year	Team	No	Yds	Avg	Lg	TD
2011	Was	1	7	7	7	0
2012	Was	1	-1	-1	-1	0
2013	Was	0	0	0	0	0
2014	Was	0	0	0	0	0
Career		2	6	3	7	0

KICK RETURN

Year	Team	KR	Yds	Avg	Lg	TD
2011	Was	1	0	15	15.0	0
2012	Was	13	0	283	21.8	0
2013	Was	20	0	411	20.6	0
2014	Was	2	36	18	20	0
Career		36	745	20.7	48	0

PUNT RETURN

Year	Team	PR	Yds	Avg	Lg	TD
2011	Was	1	0	0	0	0
2012	Was	0	0	-	-	0
2013	Was	0	0	-	-	0
Career		1	0	0	0	0

ADDITIONAL

Fumbles-Lost: 1-0 in 2012, 1-1 in 2014
Fumbles Forced-Recovered: 0-1 in 2014

POSTSEASON

2012 (WAS): 1 G

CAREER HIGHS


SINGLE-GAME

Receptions:	8, vs. Jacksonville (9/14/14)
Receiving Yards:	99, vs. Jacksonville (9/14/14)
Long (Receiving):	48, at Houston (09/07/14)
Receiving Touchdowns:	1, twice, last vs. Jacksonville (9/14/14)
Carries:	1, at NY Giants (10/21/12)
Rushing Yards:	-1, at NY Giants (10/21/12)
Kick Returns:	6, vs. San Francisco (11/25/13)
Kick Return Yards:	102, vs. San Francisco (11/25/13)
Long (Kick Return):	48, vs. Dallas (12/30/12)

SINGLE-SEASON

Receptions:	39 (2014)
Receiving Yards:	507 (2014)
Receiving Touchdowns:	1 (2012 and 2014)

Tots" toys to underserved area youth at the annual "Skins Santa Shoppe"... In 2011, helped distribute 3,500 whole turkeys and Thanksgiving food baskets at FedExField to Prince George's County residents in need during the team's annual Harvest Feast... Helped the Washington Redskins Charitable Foundation collect new children's books for distribution to underprivileged children in the Washington, D.C. area.



LOGAN PAULSEN

TIGHT END
6-5 | 261
DOB: 2/26/87



6TH NFL SEASON
UCLA
CHAMINADE COLLEGE PREP (WEST HILLS, CALIF.)

MILESTONES

NFL debut: 9/26/10 (at STL)... **First reception:** 12/05/10 (at NYG, 9 yards from Donovan McNabb)... **First receiving TD:** 12/12/10 (vs. TB, 1 yard from Donovan McNabb)... **First postseason receiving TD:** 1/6/13 (vs. SEA, 4 yards from Robert Griffin III)

TRANSACTIONS

Signed as a college free agent by the Washington Redskins on April 29, 2010... Re-signed with the Redskins as a restricted free agent on March 13, 2013.

PRO

Enters 2015 having played in 75 career regular season games with 42 starts in five seasons with the Redskins from 2010-14... Compiled 79 career receptions for 801 yards (10.1 avg.) and six touchdowns through the 2014 season... Also had a four-yard touchdown reception in his postseason debut (1/6/13 vs. SEA).

YEAR-BY-YEAR

2014 (REDSKINS)

Played in all 16 games for a fourth straight season, making 12 starts. Caught 13 passes for 78 yards with one touchdown... Started and caught two passes at HOU (9/7)... Started vs. JAX (9/14), helping block for the Redskins 191 rushing yards... Started at PHI (9/21) and caught two passes for seven yards (3.5 avg.)... Caught three passes for 28 yards in a start vs. NYG (9/25)... Started and caught two passes for 11 yards vs. SEA (10/6)... Played on offense and special teams at ARI (10/12)... Started in a comeback win vs. TEN (10/19) and an overtime win at DAL (10/27)... Started at MIN (11/2)... Contributed on offense and special teams vs. TB (11/16)... Caught one pass for one yard at SF (11/23)... Started and recorded a 16-yard touchdown reception at IND (11/30)... Played on offense and special teams vs. STL (12/7)... Started and caught a nine-yard pass at NYG (12/14)... Caught one pass for six yards in a start vs. PHI (12/20)... Started at tight end and also played left tackle briefly in the fourth quarter following a rash of injuries vs. DAL (12/28).

2013 (REDSKINS)

Started at tight end vs. PHI (9/9)... Caught two passes for 13 yards (6.5 avg.) at GB (9/15)... Started and registered four receptions for 51 yards (12.8 avg.) vs. DET (9/22)... Started and caught two passes for 46 yards (23.0 avg.) including a career-long 33-yard reception at OAK (9/29)... Started at DAL (10/13), helping the Redskins compile more than 200 yards both passing and rushing... Started and helped the Redskins amass 499 total yards vs. CHI (10/20)... Started at DEN (10/27)... Started in a three-tight-end set vs. SD (11/3) and caught three passes for nine yards (3.0 avg.)... Started and gained three yards on two receptions including his first touchdown of the season at MIN (11/7)... Played on offense and special teams at PHI (11/17) and did so in a start vs. SF (11/25)... Started vs. NYG (12/1) and caught three passes for 41 yards, including a 19-yard touchdown... Started and caught three passes for 44 yards including a seven-yard touchdown vs. KC (12/8)... Started and caught three passes for 21 yards (7.0 avg.) at ATL (12/15)... Caught two passes for seven yards (3.5 avg.) vs. DAL (12/22)... Started and

registered four receptions for 32 yards (8.0 avg.) at NYG (12/29).

2012 (REDSKINS)

Played in all 16 regular season games, starting 10... Set career highs in receptions (25) and receiving yards (308) and caught one touchdown... Played special teams and tight end in the season-opening win at NO (9/9), catching one pass for 22 yards for a crucial third-down conversion in the final few minutes of an eight-point win... Saw action at tight end and on special teams at STL (9/16), vs. CIN (9/23), at TB (9/30), vs. ATL (10/7) and vs. MIN (10/14)... Started at NYG (10/21) and caught four passes for 76 yards (19.0 avg.), both career highs... Started at PIT (10/28) and caught four passes for 43 yards (10.8 avg.)... Had a career-long 31-yard reception... Started and caught five passes for 59 yards (11.8 avg.) vs. CAR (11/4)... Started and caught one pass for a 17-yard touchdown, his first of the season, in a win vs. PHI (11/18). The touchdown was his first since 12/12/10 against Tampa Bay... Started and had two receptions for 11 yards in a Thanksgiving Day win at DAL (11/22)... Started and had one reception for 11 yards in a win vs. NYG on Monday Night Football (12/3)... Started and had one catch for eight yards in a win vs. BAL (12/9)... Started and caught four passes for 47 yards (11.8 avg.) in a win at CLE (12/16)... Started and had one catch for six yards in a win at PHI (12/23)... Started and had one catch for eight yards in a division-clinching win vs. DAL (12/30)... Made his first career playoff appearance vs. SEA (1/6) in the NFC Wild Card Round and caught two passes for 15 yards, including his first career postseason touchdown reception.

2011 (REDSKINS)

Saw action at tight end and on special teams vs. NYG (9/11), vs. ARI (9/18), at DAL (9/26), at STL (10/3) and vs. PHI (10/16)... Saw action at tight end at CAR (10/23) and caught two passes for 48 yards (24.0 avg.)... Saw action at tight end at BUF (10/30) and vs. SF (11/6)... Made first career start at tight end at MIA (11/13) and caught one pass for 16 yards (16.0 avg.)... Saw action at tight end vs. DAL (11/20) and caught two passes for 17 yards (8.5 avg.)... Saw action at tight end at SEA (11/27) and caught two passes for 14 yards (7.0 avg.)... Started at tight end vs. NYJ (12/4) and vs. NE (12/11)... Started at tight end at NYG (12/18) and caught one pass for nine yards... Saw action at tight end vs. MIN (12/24) and caught one pass for five yards... Started at tight end at PHI (1/1/12) and caught two passes for a then-career-high 29 yards (14.5 avg.).

2010 (REDSKINS)

Played in 11 games and was declared inactive for five games... Totaled two receptions for 10 yards and one touchdown... Declared inactive vs. DAL (9/12) and vs. HOU (9/19)... Made his NFL debut at STL (9/26), seeing action at tight end and on special teams... Declared inactive at PHI (10/3), vs. GB (10/10) and vs. IND (10/17)... Saw action on special teams at CHI (10/24)... Saw action at tight end and on special teams at DET (10/31)... Played tight end and on special teams vs. PHI (11/15), at TEN (11/21) and vs. MIN (11/28)... Played tight end and on special teams at NYG (12/5). Registered his first career reception, a nine-yard grab from quarterback Donovan McNabb... Saw action at tight end vs. TB (12/12). Caught his first career touchdown, a one-yard reception from quarterback Donovan McNabb... Saw action at tight end and on special teams at DAL (12/19)... Played tight end and on special teams at JAX (12/26) and vs. NYG (1/2).

COLLEGE

Three-year starter at tight end for UCLA... Played in 46 career games with 39 starts and caught 71 passes for 888 yards (12.5 avg.) and one touchdown... Selected as a season captain for 2009... Named to the 2007, 2008 and 2009 John Mackey Award watch lists, which recognize college football's most outstanding tight end... As a fifth-year senior, started all 13 games and caught 29 passes for 362 yards (12.5 avg.)... Second-team selection to the Pac-10 All-Academic Team... Named a semifinalist for the Draddy Award which is presented by the National Football Foundation for all-around excellence and academic achievement... Earned honorable mention Pac-10 All-Academic team honors... Played in one game in 2008 before injuring his right foot and redshirting... As a junior, started all 13 games and caught 12 passes for 144 yards (12 avg.) and one touchdown... Scored the first touchdown of his career in a win over California... As a sophomore, played in all 13 games at tight end and caught 27 passes for 331 yards (12.3 avg.)... Made his first career start against Utah and led the team with five receptions... Played in six games as a freshman and caught two passes for 33 yards.

PERSONAL

Lettered three seasons as a tight end, defensive end and punter at Chaminade College Preparatory School in Northridge Calif... Rated No. 15 tight end nationally by Scout.com... Named to the All-CIF-Southern Section Division III team as a senior... Named to the Los Angeles Times All-San Fernando Valley team... Named first-team All-Mission League as a junior and senior... Named Male Athlete of the Year as a senior, junior and sophomore at Chaminade... During his junior and senior seasons on offense, totaled 62 receptions for 829 yards and four touchdowns... On defense, totaled 89 tackles and 33 sacks... Established a school record for sacks (24) during his junior season... Lettered three seasons in track and four seasons in soccer... In 2013, participated in the Salute to Play 60 Military Challenge kickoff event at Joint Base Andrews and also served as a celebrity waiter for Ryan Kerrigan's first Blitz for the Better Foundation fundraising event... Has helped the WRCF and Macy's distribute coats, gloves and hats to underserved kids from the Washington, D.C. area at the annual "Covered for the Holidays" event several times... In 2011, helped distribute 3,500 whole turkeys and Thanksgiving food baskets at FedExField to Prince George's County residents in need at the team's annual Harvest Feast... In 2010, participated in the PLAY 60 Challenge Mini-Combine, Chad Rinehart Youth Football Camp and Skins Santa Shoppe... Son of James and Susan Paulsen and has one brother, Hunter... Married his wife, Kelly, in the 2012 offseason and the couple has one son.

YEAR-BY-YEAR STATS

RECEIVING

Year	Team	GP	GS	No	Yds	Avg	Lg	TD
2010	Was	11	0	2	10	5	9	1
2011	Was	16	6	11	138	12.5	24	0
2012	Was	16	10	25	308	12.3	31	1
2013	Was	16	14	28	267	9.5	33	3
2014	Was	16	12	13	78	6	16t	1
Career		75	42	79	801	10.1	33	6

POSTSEASON

Year	Team	GP	GS	No	Yds	Avg	Lg	TD
2012	Was	1	1	2	15	7.5	11	1
Career		1	1	2	15	7.5	11	1

ADDITIONAL

Fumbles-Lost: 2-2 in 2013, 1-1 in 2014

CAREER HIGHS

SINGLE-GAME

Receptions:	5, vs. Carolina (11/04/12)
Receiving Yards:	76, at NY Giants (10/21/12)
Long (Receiving):	31, at Pittsburgh (10/28/12)
Receiving Touchdowns:	1, six times, last at IND (11/30/14)

SINGLE-SEASON

Receptions:	28 (2013)
Receiving Yards:	308 (2012)
Receiving Touchdowns:	3 (2013)



JERRELL POWE

NOSE TACKLE
6-2 | 331
DOB: 3/5/87



4TH NFL SEASON
MISSISSIPPI
WAYNE COUNTY H.S. (WAYNESBORO, MISS.)

MILESTONES

NFL debut: 11/21/11 (at NE)... **First NFL start:** 12/29/13 (at SD)... **First sack:** 12/29/13 (at SD, Philip Rivers)

TRANSACTIONS

Selected by the Kansas City Chiefs in the sixth round (199th overall) of the 2011 NFL Draft... Waived by the Chiefs on September 1, 2013... Signed with the Chiefs on December 3, 2013... Waived on December 13, 2013... Signed with the Chiefs on December 19, 2013... Signed with the Houston Texans on March 18, 2014... Signed with the Washington Redskins on June 1, 2015.

PRO

Enters 2015 having previously appeared in 28 career games with four starts... Joined Washington as a free agent in 2015 after having previously spent time with the Kansas City Chiefs and Houston Texans... Credited by STATS, LLC with 18 total tackles (12 solo), two passes defensed and a sack as of the conclusion of the 2014 season.

YEAR-BY-YEAR

2014 (TEXANS)

Set career highs in games played (16), games started (three), total tackles (10) and solo tackles (six)... Started at nose tackle for the first two weeks vs. WAS (9/7) and at OAK (9/14)... Started at DAL (10/5) in Week 5.

2013 (CHIEFS)

Played in two games and made his first career start in season finale at SD (12/29)... Recorded his first career sack in the third quarter at SD (12/29), taking down Philip Rivers for a loss of 3 yards. Also recorded first career pass defensed and finished the game with two tackles... Inactive for AFC Wild Card game at IND (1/4).

2012 (CHIEFS)

Appeared in nine games, recording six tackles (five solo)... Inactive in seven games.

2011 (CHIEFS)

Made NFL debut at NE (11/21).

COLLEGE

Played in 37 games (22 starts) at Ole Miss from 2008-10, recording 69 tackles (49 solo), 24.0 tackles for loss, 7.0 sacks, three quarterback pressures, one interception, one pass defensed and two forced fumbles... Started all 12 games at nose tackle as a senior in 2010 and registered 27 tackles (18 solo), 2.5 sacks, one pass defensed and a forced fumble. Selected All-Southeastern Conference second-team by the league's coaches and was chosen as a team captain... Started 10 games in 2009 as a junior and registered 34 tackles (25 solo), 3.0 sacks, tied for the team lead with 12.0 tackles for loss and posted one fumble recovery... Played in 12 games as a sophomore in 2008 and produced eight tackles (six solo), 1.5 sacks, an interception and a pass defensed... Attended Ole Miss but did not play football in 2006-07.

PERSONAL


Attended Wayne County H.S. in Waynesboro, Miss., where he compiled 225 tackles and 37.0 sacks during his prep career... Named a Parade All-American and played in the U.S. Army All-America Bowl as a senior... Was a three-time all-state selection and named the Mississippi Mr. Football by The Clarion-Ledger following his senior campaign, which he finished with 89 tackles, 9.0 sacks and five forced fumbles... Helped lead his prep team to state championships as a sophomore and junior... Spent one season at Hargrave Military Academy in Chatham, Va... Also earned two varsity letters in basketball averaging 10 points and 10 rebounds a game... Majored in criminal justice... Named to 2010 SEC Football Community Service Team and nominated for the 2010 Allstate AFCA Good Works Team... Son of Shirley Powe... Full name: Jerrell Quartez Powe... Born on March 15, 1987.

YEAR-BY-YEAR STATS

DEFENSE

Year	Team	G	GS	Tack	Solo	Sack	PD	FF	FR
2011	KC	1	0	0	0	0	0	0	0
2012	KC	9	0	6	5	0	0	0	0
2013	KC	2	1	2	1	1	1	0	0
2014	Hou	16	3	10	6	0	1	0	0
Career		28	4	18	12	1	2	0	0

*Tackle stats according to STATS, LLC



BRYCE QUIGLEY

TACKLE
6-4 | 302
DOB: 6/26/92



1ST NFL SEASON
SAN DIEGO STATE
GRANITE HILLS H.S. (APPLE VALLEY, CALIF.)

TRANSACTIONS

Originally entered the NFL with the Detroit Lions as a college free agent on June 13, 2014... Waived by the Lions on August 26, 2014... Signed to the San Diego Chargers' practice squad on December 4, 2014... Released from the Chargers' practice squad on December 12, 2014... Signed to the Chargers' practice squad on December 17, 2014... Signed a Reserve/Futures contract with the Chargers on December 29, 2014... Waived by the Chargers on May 19, 2015... Signed with the Washington Redskins on June 9, 2015.

COLLEGE

Played collegiately as a tight end turned offensive lineman at San Diego State from 2010-13, logged 50 career games with 38 starts, including 27 consecutive starts to close out his Aztec career... Recorded 14 receptions for 130 yards and one touchdown as a tight end before switching to tackle in 2012... Exited as one of only three Aztec players in school history to play in four consecutive bowl games without a redshirt season... Named Second Team All-Mountain West by the league's coaches and media after being selected team captain in 2013... Started all 13 games for the conference-champion Aztecs and earned Honorable Mention All-Mountain West recognition in his first season on the offensive line in 2012... As a sophomore in 2011, started 10-of-13 games at tight end and finished the season with nine catches for 64 yards... Became the only freshman in the 2010 signing class to start in a game, playing in 11 contests with two starts in 2010. Concluded his freshman season with five catches for 66 yards and one touchdown.

PERSONAL

Attended Granite Hills H.S. in Apple Valley, Calif., where he earned All-Desert Sky League selections in 2008 and 2009... Named to the All-CIF Eastern Division team as a senior, setting seven school records at tight end... Was a three-star recruit by Rivals.com... Also competed in basketball and golf as a prep... Majored in civil engineering at San Diego State... Son of Melinda and John Quigley... Born June 26, 1992.

SILAS REDD, JR.

RUNNING BACK
5-10 | 200
DOB: 3/1/92



2ND NFL SEASON
SOUTHERN CALIFORNIA
KING LOW HEYWOOD THOMAS H.S. (STAMFORD, CONN.)



MILESTONES

NFL debut: 9/7/14 (at HOU)... **First rushing TD:** 9/14/14 (vs. JAX, 14 yards)

TRANSACTIONS

Originally entered the NFL with the Washington Redskins as a college free agent on May 14, 2014.

YEAR-BY-YEAR

2014 (REDSKINS)

Played in 15 games as a rookie, rushing 16 times for 75 yards and one rushing touchdown and adding eight receptions for 107 yards... Made NFL debut on special teams at HOU (9/7)... Saw his first snaps on offense vs. JAX (9/14), rushing eight times for 41 yards and scoring his first NFL touchdown on a 14-yard run... Played on special teams at PHI (9/21), vs. NYG (9/25), vs. SEA (10/6), at ARI (10/12) and vs. TEN (10/19)... Added a five-yard carry in an overtime win at DAL (10/27)... Inactive at MIN (11/2)... Rushed four times for 16 yards and caught two passes for nine yards vs. TB (11/16)... Played on offense and special teams at SF (11/23) and at IND (11/30)... Recorded one carry for eight yards and three receptions for 36 yards vs. STL (12/7)... Caught three passes for 62 yards including a career-long 37-yard reception and rushed once for one yard at NYG (12/14)... Rushed once for four yards vs. PHI (12/20)... Contributed on special teams vs. DAL (12/28).

COLLEGE

Appeared in 43 career games during his collegiate career, including two seasons at Penn State (2010-11) and two at USC (2012-13)... Recorded 569 career rushing attempts for 2,959 yards and 19 rushing touchdowns. Also caught 32 passes for 225 receiving yards with two receiving touchdowns... Limited by injury to six games in 2013, compiling 376 rushing yards and one rushing touchdown on 81 carries. Also had 10 receptions for 45 yards and a touchdown... Transferred to USC prior to 2012 season and appeared in 12 games with six starts, leading the Trojans with 905 yards on 167 carries and nine rushing touchdowns, in addition to nine receptions for 113 yards and one receiving touchdown... As a sophomore in 2011, earned All-Big Ten second team honors at Penn State after appearing in all 13 games (with 11 starts) and running for 1,241 yards (10th most in a season in Penn State history) on 244 carries with seven TDs... Ran for 437 yards on 77 carries with two rushing touchdowns and had four receptions for 27 yards in 12 games as freshman at Penn State in 2010.

PERSONAL

Attended King Low Heywood Thomas School in Stamford, Conn., where he was a 2009 U.S. Army All-American and earned Rivals.com Connecticut Player of the Year honors... Ran for 1,924 yards on 137 carries with 25 touchdowns on offense and registered 47 tackles and an interception on defense in 2009... Rated by Rivals.com as Connecticut's top prep player in 2009, placing him as the nation's No. 4 prep running back... Helped his team to a 16-2 record during his junior and senior seasons... Also played basketball and lacrosse... In 2014, raised money for Redskins Read book drive, helped provide school supplies and clothes to hundreds of kids in Richmond for the Back to School Shopping Spree presented by Macy's, coached women through football drills at Redskins Park on WOW Ladies Night Out, led elementary students through drills to promote physical fitness, healthy lifestyle habits and proper nutrition at the Fuel Up to Play 60 Mini-Combine and distributed winter coats and Redskins knit hats and scarves to more than 300 children from the Maryland, D.C. and Virginia areas at the Covered for the Holidays event... Full name: Silas Raynard Redd, Jr... Son of Silas Sr. and Yvonne Redd... Born March 1, 1992... Has one son, Nico, born in November 2013.

YEAR-BY-YEAR STATS

RUSHING

Year	Team	GP	GS	Att	Yds	Avg	Lg	TD
2014	Was	15	0	16	75	4.7	14t	1
Career		15	0	16	75	4.7	14t	1

RECEIVING

Year	Team	GP	GS	Att	Yds	Avg	Lg	TD
2014	Was	15	0	8	107	13.4	37	0
Career		15	0	8	107	13.4	37	0

ADDITIONAL

Fumbles-Lost: 1-0 in 2014



JORDAN REED

TIGHT END
6-2 | 237
DOB: 7/3/90



3RD NFL SEASON
FLORIDA
NEW LONDON H.S. (NEW LONDON, CONN.)

HONOR ROLL

PFWA All-Rookie Team (2013)

MILESTONES

NFL debut: 9/9/13 (vs. PHI)... **First NFL start:** 10/27/13 (at DEN)... **First reception:** 9/9/13 (vs. PHI, 11 yards from Robert Griffin III)... **First rec. TD:** 9/15/13 (at GB, 3 yards from Robert Griffin III)

TRANSACTIONS

Selected by the Washington Redskins in the third round (85th overall) of the 2013 NFL Draft.

PRO

Enters 2015 having appeared in 20 games with six starts in his first two NFL seasons... Played in nine games with four starts as a rookie in 2013... Named to PFWA All-Rookie Team in 2013 after setting team records in receptions (45) and receiving yards (499) by a rookie tight end.

YEAR-BY-YEAR

2014 (REDSKINS)

Played in 11 games with two starts, recording a career-high 50 receptions for 465 yards... Caught one pass for four yards at HOU (9/7) before exiting with an injury... Inactive vs. JAX (9/14), at PHI (9/21), vs. NYG (9/25) and vs. SEA (10/6)... Returned at ARI (10/12), catching eight passes for 92 yards... Tied for the team lead with five receptions vs. TEN (10/19), gaining 54 yards... Caught a game-high seven passes for 40 yards in an overtime win at DAL (10/27)... Made one reception for 17 yards at MIN (11/2)... Started and caught two receptions for 22 yards vs. TB (11/16)... Inactive at SF (11/23)... Tied a career high in receptions (nine) and gained 123 yards at IND (11/30)... Started and caught three passes for 25 yards vs. STL (12/7)... Recorded three receptions for 13 yards at NYG (12/14)... Caught two passes for five yards vs. PHI (12/20)... Tied a season high with nine receptions for 70 yards vs. DAL (12/28).

2013 (REDSKINS)

Appeared in nine games with four starts before an injury ended his season prematurely... Registered 45 receptions for 499 yards, both franchise records by a rookie tight end... Made his NFL debut vs. PHI (9/9), catching five passes for 38 yards (7.6 avg.)... Caught three passes for 18 yards (6.0 avg.) at GB (9/15), recording his first career touchdown on a three-yard pass from Robert Griffin III in the fourth quarter... Caught five passes for a career-high 50 yards (10.0 avg.) vs. DET (9/22) before leaving the game with a quad contusion... Inactive at OAK (9/29)... Compiled four receptions for a then-career-high 58 yards at DAL (10/13), including a career-long 29-yard reception in the second quarter... Set career highs in receptions (nine) and receiving yards (134) and had a touchdown reception vs. CHI (10/20), setting the Redskins' mark for receiving yards in a game by a rookie tight end. The record was previously held by Jerry Smith, who registered 78 receiving yards on six catches vs. Dallas on Nov. 28, 1965. Was targeted nine times and caught all nine passes, becoming the first Redskin to be targeted at least nine times and catch every pass in records available dating back to

1991... Made his first NFL start at DEN (10/27), catching eight passes for 90 yards (11.3 avg.). His 90 yards pushed his season total past Stephen Alexander (383 in 1998) for the most yards by a rookie tight end in team history... Started in a three-tight-end set vs. SD (11/3), catching four passes for 37 yards. With his fourth reception, broke Alexander and Chris Cooley's team season record for receptions by a rookie tight end (37 in 1998 and 2004, respectively). Also added his first career NFL rushing attempt, gaining 18 yards... Started and caught six passes for 62 yards (10.3 avg.) and a touchdown at MIN (11/7)... Started and had one catch for 12 yards at PHI (11/17) before exiting the game with an injury... Inactive vs. SF (11/25), vs. NYG (12/1), vs. KC (12/8) and at ATL (12/15)... Placed on the Reserve/Injured list on Dec. 20.

COLLEGE

Started 26-of-36 games played at Florida – 25 as a tight end and one at quarterback... Caught 79 passes for 945 yards (12.0 avg.) with six receiving touchdowns in his career and also gained 328 yards with five rushing touchdowns on 77 carries... Amassed 35 yards on a kickoff return and completed 26-of-47 passes for 252 yards, three touchdowns and one interception... Dressed as a quarterback for nine games... In 2012, was named All-SEC first-team by the Associated Press and second-team by the league's coaches after leading the team with a career-high 45 receptions for 559 yards with three touchdowns... His 45 receptions were the most by a Florida tight end since Aaron Hernandez set the school position season-record with 68 catches in 2009... Twenty-three of his grabs resulted in first downs, and 23 of his catches were for at least 10 yards, including 11 for 20 yards or longer... In 2011, appeared in 11 games, finishing second on the team with 28 receptions for 307 yards and a pair of touchdowns... Caught his first receiving touchdown of the season when he nabbed a 31-yard catch from John Brantley on fourth-and-19 vs. the Bulldogs... Played in 12 games in 2010, including starting at quarterback against Penn State in the Outback Bowl... Recorded six catches for 79 yards with one touchdown, gained 335 rushing yards on 77 attempts (4.3 avg.) with five touchdowns, and completed 26-of-46 passes (56.3 percent) for 252 yards, three touchdowns and one interception... Saw action for the first time as a Gator and had a two-yard touchdown reception for his first career catch vs. South Florida... Rushed for a team-high 68 yards on 24 carries and completed eight-of-13 passes for 60 yards in the Gators' win over Penn State in the Outback Bowl.

PERSONAL

Attended New London (Conn.) H.S., where he was a three-year starter at quarterback for the Whalers and led the team to an undefeated regular season record in 2007... Completed 122-of-222 passes for 1,706 yards and 28 touchdowns while throwing just two interceptions as a junior... Also rushed for 370 yards and eight touchdowns on 53 carries... Was a finalist for the 2008 Joe Montana High School Quarterback of the Year Award... Rated the nation's 10th-best dual-threat quarterback and the second-best prospect from the state of Connecticut by Rivals.com... Member of the ESPNU Top 150 squad in 2008... Participated in several community service events at Florida through the Goodwill Gators program, including twice assembling and distributing food during Thanksgiving and a video game challenge with a local youth club... Was a religion major at Florida... Born July 3, 1990 in New London, Conn.

YEAR-BY-YEAR STATS

RECEIVING

Year	Team	GP	GS	No	Yds	Avg	Lg	TD
2013	Was	9	4	45	499	11.1	38	3
2014	Was	11	2	50	465	9.3	30	0
Career		20	6	95	964	10.1	38	3

RUSHING

Year	Team	GP	GS	No	Yds	Avg	Lg	TD
2013	Was	9	4	1	18	18	18	0
2014	Was	11	2	0	0	0	0	0
Career		20	6	1	18	18.0	18	0

ADDITIONAL

Fumbles-Lost: 1-1 in 2014

CAREER HIGHS

SINGLE-GAME

Receptions:	9, three times, last vs. Dallas (12/28/14))
Receiving Yards:	134, vs. Chicago (10/20/13)
Long (Receiving):	38, vs. Chicago (10/20/13)
Receiving Touchdowns:	1, three times, last at MIN (11/07/13)
Carries:	1, vs. San Diego (11/03/13)
Rushing Yards:	18, vs. San Diego (11/03/13)
Long (Rushing):	18, vs. San Diego (11/03/13)



PERRY RILEY, JR.

LINEBACKER
6-0 | 238
DOB: 5/3/88



6TH NFL SEASON
LSU

STEPHENSON H.S. (ELLENWOOD, GA.)

MILESTONES

NFL debut: 9/26/10 (at STL)... **First sack:** 12/24/11 (vs. MIN, Joe Webb)... **First FF:** 9/16/12 (at STL, Danny Amendola)... **First FR:** 12/4/11 (vs. NYJ, Jeremy Kerley)... **First postseason sack:** 1/6/13 (vs. SEA, Russell Wilson)

TRANSACTIONS

Selected by the Washington Redskins in the fourth round (103rd overall) of the 2010 NFL Draft... Re-signed by the Redskins on March 11, 2014.

PRO

Enters 2015 having played in 70 career regular season games with 54 starts... Credited by STATS, LLC with 394 tackles (234 solo), 9.5 sacks, 23 passes defended, two forced fumbles and four fumbles recovered through the 2014 season... In 2013, became the first player other than London Fletcher to lead the Redskins in tackles since 2006.

YEAR-BY-YEAR

2014 (REDSKINS)

Started all 14 games in which he played, posting 93 tackles (60 solo) with two sacks and a forced fumble... Started and registered six tackles (four solo) at HOU (9/7)... Recorded six tackles (one solo) and posted a career-high 1.5 sacks in a start vs. JAX (9/14)... Started at PHI (9/21) and posted two tackles (one solo)... Started and made six tackles (four solo) vs. NYG (9/25)... Started and led team with 10 tackles (seven solo) vs. SEA (10/6)... Inactive with a knee injury at ARI (10/12) and vs. TEN (10/19)... Started and recorded four tackles (all solo), a sack and a pass defended in an overtime victory at DAL (10/27)... Started and made a team-high nine tackles (six solo) at MIN (11/2)... Contributed four tackles (two solo) in a start vs. TB (11/16)... Started and recorded six tackles (four solo) at SF (11/23)... Started and forced a fumble on a solo tackle at IND (11/30)... Started vs. STL (12/7) and recorded 10 tackles (nine solo) including a season-high three tackles for loss... Started and posted a team-high 10 tackles (six solo) and also added two passes defended at NYG (12/14)... Started and registered 12 tackles (eight solo) and a pass defended vs. PHI (12/20)... Started and recorded eight tackles (two solo) vs. DAL (12/28).

2013 (REDSKINS)

Started all 16 games for Washington for the second straight season and became the first Redskin other than London Fletcher to lead the team in tackles since 2006... Credited by the coaching staff with 153 tackles (94 solo). Also posted a career-high eight passes defended, three sacks and the first interception of his career... Started at jack linebacker vs. PHI (9/9) and registered a team- and career-high 15 tackles (eight solo) and added a sack and a fumble recovery... Started at jack linebacker and posted four tackles (three solo) at GB (9/15)... Started at jack linebacker and had a game-high 10 tackles (three solo) vs. DET (9/22)... Started at jack linebacker at OAK (9/29) and contributed nine tackles (seven solo)... Started at jack linebacker and posted five tackles (four solo) and a sack at DAL (10/13)... Started at jack linebacker and led Washington with seven tackles (four solo) vs. CHI (10/20)... Started at jack linebacker at DEN (10/27), amassing a game-high 11 tackles (10 solo)... Started at jack linebacker and had six solo tackles and a pass defended vs. SD (11/3)... Started at jack linebacker and recorded three

tackles (one solo) at MIN (11/7)... Started at jack linebacker and added five solo tackles at PHI (11/17)... Started at jack linebacker and registered five tackles (two solo) and two passes defended vs. SF (11/25)... Started at jack linebacker and recorded a team-high nine tackles and a pass defended vs. NYG (12/1)... Started at jack linebacker and posted two tackles (one solo), a pass defended and the first interception of his career vs. KC (12/8)... Started at jack linebacker and recorded eight tackles (six solo) at ATL (12/15). Stuffed Steven Jackson on fourth-and-goal from the 1-yard line in the third quarter... Started and had a team-high eight tackles (three solo) vs. DAL (12/22)... Started at jack linebacker at NYG (12/29), compiling four tackles (all solo), a sack and two passes defended in the season finale.

2012 (REDSKINS)

Started all 16 regular season games... Was second on the team with 167 tackles (92 solo), according to the coaching staff... Added a career-high 3.5 sacks and was credited by the coaches with 14 quarterback pressures and eight passes defended, as well as a forced fumble and a fumble recovery... Started at jack linebacker and had a team-high five tackles (four solo) in a season opening win at NO (9/9)... Started at jack linebacker at STL (9/16), registering five tackles, a pass defended and the first forced fumble of his career... Started at jack linebacker vs. CIN (9/23) and registered 11 tackles and a sack... Started at jack linebacker at TB (9/30) and had one tackle... Started at jack linebacker and had 11 tackles and a fumble recovery vs. ATL (10/7)... Started at jack linebacker and led the Redskins with 13 tackles (six solo) vs. MIN (10/14)... Started at NYG (10/21) and led the Redskins with eight tackles (five solo) and added two passes defended... Started at PIT (10/28) and compiled eight tackles (five solo)... Started and had five tackles (four solo) vs. CAR (11/4)... Started and had six tackles (all solo, three for loss), a sack and a pass defended in a win vs. PHI (11/18)... Started and had a team-high eight tackles (six solo) in a Thanksgiving Day win at DAL (11/22)... In a win vs. NYG (12/3) on Monday Night Football, started at jack linebacker and registered six tackles (four solo)... Started and had a team-high 15 tackles (six solo) in a win vs. BAL (12/9)... Started and had five tackles (two solo) in a win at CLE (12/16)... Started and registered eight tackles (all solo) and a sack in a win at PHI (12/23)... Started and had nine tackles in a division-clinching win vs. DAL (12/30)... In his first postseason action in the NFC Wild Card Round vs. SEA (1/6), had eight tackles (seven solo) and his first career postseason sack.

2011 (REDSKINS)

Saw action on special teams vs. NYG (9/11)... Saw action at linebacker vs. ARI (9/18)... Saw action on special teams at DAL (9/26)... Saw action on special teams at STL (10/2) and recorded one solo tackle... Saw action on special teams vs. PHI (10/16)... Saw action on special teams at CAR (10/23)... Saw action on special teams at BUF (10/30)... Saw action on special teams vs. SF (11/6)... Started at linebacker at MIA (11/13) and recorded 14 tackles (nine solo)... Started at linebacker vs. DAL (11/20) and recorded 11 tackles (five solo)... Started at linebacker at SEA (11/27) and recorded 17 tackles (nine solo)... Started at linebacker vs. NYJ (12/4) and recorded eight tackles (five solo) and had a fumble recovery on special teams... Started at linebacker vs. NE (12/11) and recorded eight tackles (five solo) and one pass defended... Started at linebacker at NYG (12/18) and recorded 12 tackles (five solo)... Started at linebacker vs. MIN (12/24) and recorded seven tackles (two solo) and one pass defended... Started at linebacker at PHI (1/1/12) and recorded five tackles (four solo), two passes defended and one fumble recovery.

2010 (REDSKINS)

Appeared in eight games, playing linebacker and on special teams... Toted three tackles (two solo) and seven special teams stops (five solo)... Declared inactive vs. DAL (9/12) with a foot injury... Ruled inactive vs. HOU (9/19)... Made his NFL debut at STL (9/26) and had one special teams tackle... Declared inactive at PHI (10/3) and vs. GB (10/10)... Saw action at linebacker and on special teams vs. IND (10/17) and had one tackle... Was declared inactive at CHI (10/24), at DET (10/31), vs. PHI (11/15) and at TEN (11/21)... Saw action on special teams vs. MIN (11/28) and had one special teams tackle... Played on special teams at NYG (12/5)... Saw action on special teams vs. TB (12/12) and had one special teams stop... Played inside linebacker and on special teams at DAL (12/19). Had two tackles (one solo) and one special teams stop... Played linebacker and special teams at JAX (12/26). Had three special teams tackles (two solo)... Played linebacker and on special teams vs. NYG (1/2).

COLLEGE

Played in 47 career games with 22 starts at Louisiana State... Was a two-year starter at linebacker and recorded 185 career tackles (88 solo), 13 tackles for a loss, two sacks, two interceptions and two fumbles recovered... As a senior, started in all 13 games and finished second on the team in tackles with 97... Recorded double-digit tackles in three games - 14 vs. Louisiana Tech, 12 vs. Florida and 11 vs. Mississippi State... Played in 13 games with nine starts during his junior year... Recorded 60 tackles (37 solo), seven tackles for a loss and 1.5 sacks... Finalist for the 2008 Butkus Award... Registered a team-high and career-best 11 tackles and had one tackle for a loss of a yard against Georgia Tech in the Chick-fil-A Bowl, earning Defensive MVP honors... Recorded first career interception against Arkansas (11/28/08), which represented the first interception by a Tiger linebacker since the 2007 SEC Championship Game.

PERSONAL

Played linebacker, running back and safety under Coach Ron Gartrell at Stephenson (Ga.) H.S.... As a senior, recorded 131 tackles, four interceptions, two sacks, five tackles for a loss and one defensive touchdown... Named to the Atlanta Journal-Constitution's Top 50 for Georgia and the Mobile Register's Super Southeast 120... Recorded 96 tackles, eight sacks and five forced fumbles as a junior in 2004... Volunteered at the team's annual Harvest Feast, Adopt a Kid Shopping Spree and Redskins Salute: Pros vs. GI Joes events during his time in Washington... Son of Perry and Fonda Riley... Has two siblings, Jasmin and Jordan... Majored in general studies with concentrations in African-American studies, communication studies and corrections.

YEAR-BY-YEAR STATS

DEFENSE

Year	Team	G	GS	Tack	Solo	Sack	INT	PD
2010	Was	8	0	1	1	0	0	0
2011	Was	16	8	63	34	1	0	4
2012	Was	16	16	125	70	3.5	0	7
2013	Was	16	16	112	69	3	1	9
2014	Was	14	14	93	60	2	0	4
Career		70	54	394	234	9.5	1	23

*Tackle stats according to STATS, LLC

ADDITIONAL

Fumbles Forced-Recovered: 0-2 in 2011, 1-1 in 2012, 0-1 in 2013, 1-0 in 2014

POSTSEASON

Year	Team	G	GS	Tack	Solo	Sack	INT	PD
2012	Was	1	1	8	7	1	0	0
Career		1	1	8	7	1	0	0

CAREER HIGHS

SINGLE-GAME

Total Tackles:	15, vs. Philadelphia (09/09/13)
Solo Tackles:	9, vs. St. Louis (12/07/14)
Sacks:	1.5, vs. Jacksonville (09/14/14)
Passes Defensed:	2, three times, last vs. SF (11/25/13)
Fumble Recoveries:	1, four times, last vs. Philadelphia (09/09/13)
Fumbles Forced:	1, twice, last at Indianapolis (11/30/14)
Interceptions:	1, vs. Kansas City (12/08/13)

SINGLE-SEASON

Total Tackles:	125 (2012)
Solo Tackles:	70 (2012)
Sacks:	3.5 (2012)
Passes Defensed:	7 (2012 and 2013)
Fumble Recoveries:	2 (2011)
Forced Fumbles:	1 (2012 and 2014)



ANDRE ROBERTS

WIDE RECEIVER
5-11 | 187
DOB: 1/9/88



6TH NFL SEASON
THE CITADEL
SPRING VALLEY H.S. (COLUMBIA, S.C.)

MILESTONES

NFL debut: 9/19/10 (at ATL)... **Redskins debut:** 9/7/14 (at HOU)... **First reception:** 10/10/10 (vs. NO, 13 yards from Max Hall)... **First receiving TD:** 11/7/10 (at MIN, 30 yards from Derek Anderson)... **First multi-TD game:** 9/30/12 (vs. MIA, 2)... **First 100-yard receiving game:** 12/25/10 (vs. DAL, 111 yards)

TRANSACTIONS

Selected by the Arizona Cardinals in the third round (88th overall) of the 2010 NFL Draft... Signed with the Washington Redskins as an unrestricted free agent on March 12, 2014.

PRO

Agreed to terms with the Redskins on the first day of free agency in 2014... Enters the 2015 season having previously appeared in 78 games with 39 starts... Caught 182 passes for 2,123 yards and 11 touchdowns with the Cardinals from 2010-13 before joining the Redskins in 2014.

YEAR-BY-YEAR

2014 (REDSKINS)

Played in 16 games with four starts in his first season in Washington, catching 36 passes for 453 yards with two touchdowns. Also added 208 yards on 28 punt returns and 710 yards on 30 kickoff returns... Made Redskins debut at HOU (9/7), catching one pass for 22 yards and adding 36 yards on two punt returns (18.0 avg.) and 56 yards on two kickoff returns (28.0 avg.)... Vs. JAX (9/14), caught four passes for 57 yards (14.3 avg.), added a career-long 19-yard rush and recorded seven punt returns for 59 yards including a career-long 37-yarder. Became the first member of the Redskins since 1999 to post a rush of 15-plus yards, a reception of 15-plus yards and a punt return of 15-plus yards in the same game (Brian Mitchell, Dec. 5, 1999)... Caught four passes for 38 yards (9.5 avg.) and added one punt return of six yards and two kick returns of 36 yards (18.0 avg.) at PHI (9/21)... Vs. NYG (9/25), caught one pass for an 18-yard touchdown — his first with the Redskins — from Kirk Cousins... Caught five passes for 29 yards including a six-yard touchdown reception vs. SEA (10/6)... Started and recorded five receptions for 55 yards at ARI (10/12)... Caught two passes for 18 yards and added two kickoff returns for 46 yards and a one-yard punt return vs. TEN (10/19)... Caught one pass for 11 yards and matched his season and career long with a 37-yard punt return in an overtime win at DAL (10/27)... Caught two passes for 18 yards at MIN (11/2) and posted a season-long 45-yard kickoff return, his longest since a 47-yard return at Carolina on Dec. 19, 2010 as a member of the Arizona Cardinals... Recorded a career-high 117 kickoff return yards on five returns in addition to catching two passes for 21 yards vs. TB (11/16)... Started in a four-receiver set at SF (11/23) and caught one pass for seven yards. Also added 37 yards on two kick returns and 11 yards on two punt returns... Caught two passes for 46 yards (23.0 avg.) at IND (11/30). Also gained 17 yards on two punt returns and 18 yards on a kickoff return... Started vs. STL (12/7) and caught two passes for 11 yards, returned two punts for three yards and returned four kickoffs for 91 yards... Caught two passes for a season-high 81 yards at NYG (12/14). Registered a season-long 61-yard reception, his longest since a 74-yard touchdown reception in Week 16 of the 2010 season as a member of the Cardinals... Caught one

pass for 14 yards vs. PHI (12/20) and returned four kickoffs for 95 yards (23.8 avg.)... Made one catch for seven yards and returned two kickoffs for 61 yards (30.5 avg.) and two punts for 15 yards (7.5 avg.) vs. DAL (12/28).

2013 (CARDINALS)

Played in all 16 games with two starts and finished third on the team with 43 receptions for 471 yards and two touchdowns... Registered a team-high 97 yards on eight receptions at STL (9/8)... Caught three passes for 36 yards vs. DET (9/15)... Had one reception for six yards at NO (9/22)... Made first start of the season and caught one pass for six yards at TB (9/29)... Had one catch for five yards at SF (10/13)... Caught five passes for 33 yards vs. SEA (10/17)... Posted one catch for eight yards vs. ATL (10/27)... Led the team with five catches for 72 yards and caught his first touchdown of the season vs. HOU (11/10)... Had three catches for 14 yards at JAX (11/17)... Caught three passes for 43 yards, including a season-long 32-yard reception in the fourth quarter vs. IND (11/24)... Had four receptions for 29 yards at PHI (12/1)... Had one catch for eight yards vs. STL (12/8)... Caught two passes for 15 yards at TEN (12/15)... Recorded two receptions for 25 yards at SEA (12/22)... Posted 74 yards on three catches, including a game-tying 34-yard touchdown on 3rd-and-13 vs. SF (12/29).

2012 (CARDINALS)

Started 15 games and established career highs in receptions (64), receiving yards (759) and receiving touchdowns (five). His five TD receptions were a team-high... Ran for 29 yards on four carries and returned three punts for 15 yards... Led the team with five catches for 54 yards and caught the game-winning TD in the fourth quarter vs. SEA (9/9). Also had a career-long 15-yard run on an end-around in the first quarter... Had a two-yard touchdown reception at NE (9/16)... Caught three passes for 55 yards vs. PHI (9/23)... Posted a team-leading 118 yards and two touchdowns on six catches vs. MIA (9/30). Marked his first career multi-score game and his 118 yards established a new career high... Caught five passes for 39 yards at STL (10/4)... Set a then-career high with seven catches for 103 yards and a touchdown at MIN (10/21)... Matched his then-career high with a team-leading seven catches for 65 yards vs. SF (10/29)... Totaled a team-high 86 yards on four catches at GB (11/4)... Recorded a career-high nine catches for 92 yards vs. STL (11/25)... Inactive (ankle) at NYJ (12/2)... caught five passes for 44 yards vs. CHI (12/23).

2011 (CARDINALS)

Started all 16 games, posting 51 catches for 586 yards and two touchdowns... Added 27 rushing yards on three carries and 33 yards on two kickoff returns... Had two receptions for 21 yards in season opener vs. CAR (9/11)... Started vs. NYG (10/2) and also had one kickoff return for 21 yards... Totaled three receptions for 36 yards at MIN (10/9)... Collected five receptions for 55 yards vs. STL (11/6)... Gained 55 yards on four catches at PHI (11/13). Had first career rushing attempt for 12 yards and returned one kickoff for 12 yards... Recorded a team-high 51 yards on three receptions, including a season-long 45-yard catch in the third quarter at SF (11/20)... Posted 111 yards on six catches vs. DAL (12/4)... Had two catches for eight yards, including a three-yard touchdown in the fourth quarter that proved to be the game-winning score vs. SF (12/11)... Logged six receptions for 60 yards and a touchdown vs. CLE (12/18). Also had a seven-yard rush on a reverse... Caught six passes for 75 yards at CIN (12/24).

2010 (CARDINALS)

Served as the Cardinals primary punt returner and backup kick returner while also earning two starts at receiver in 15 games played... Finished fourth on the team with 24 receptions for 307 yards and two touchdowns... Inactive for the season opener at STL (9/12)... Gained six yards on two punt returns vs. OAK (9/26)... Registered first two receptions of his career vs. NO (10/10)... Made first career start as part of a three-receiver set and recorded 40 yards on two receptions at SEA (10/24). Also registered 37 yards on four punt returns (9.3 avg.), including a 22-yard return... Posted first career touchdown reception at MIN (11/7), a 30-yard catch-and-run... Had six receptions for 52 yards at KC (11/21). Also recorded first career kickoff return (20 yards)... Had one of his best games of the season as a return man vs. DEN (12/12), establishing career highs with five punt returns for 72 yards (14.4 avg.) and a career long of 25 yards... Returned two punts for nine yards and two kicks for 72 yards, including a career-long of 47 yards at CAR (12/19)... Totaled 244 all-purpose yards vs. DAL (12/25), including team-high 110 receiving yards on five receptions with a career-long 74-yard touchdown, 25 yards on four punt returns (6.3 avg.) and a career-best 109 yards on five kickoff returns (21.8 avg.) with a long of 32 yards. His 110 receiving yards marked the first 100-yard receiving game of his career. 74-yarder was the longest touchdown reception by a Cards rookie since 12/10/88 (WR Ernie Jones, 93-yard TD rec. from Neil Lomax)... Earned second career start in the season finale at SF (1/2), recording four receptions for 23 yards as well as five kickoff returns for 104 yards.

COLLEGE

Started 35 of the 45 games he appeared in during his career from 2006-09 and holds virtually every school record as both a receiver and a punt returner at The Citadel... Established school records for career receptions (285), receiving yards (3,743), receiving touchdowns (37), 100-yard receiving games (17), punt return yards (1,160), punt return average (13.9) and all-purpose yards (5,215)... Also holds school single-season records for receptions (95), receiving yards (1,334), touchdown receptions (14), punt return yards (461) and punt return average (19.2)... As a junior in 2008, became the first Bulldog to lead the nation in punt returns, averaging 19.2 yards (second-best season average in Southern Conference history) on 24 attempts... Started all 11 games as a senior and was an All-Southern Conference first-team choice as a receiver, adding second-team honors as a return specialist. Served as team captain for the second straight year. Led team with 77 receptions for 792 yards (10.3 avg.) and eight touchdowns, rushed 12 times for 77 yards and added 217 yards on 14 punt returns (15.5 avg., led the Southern Conference)... As a junior, started all 12 games and was named a first-team All-American by the American Football Coaches Association, adding second-team honors from the Associated Press. Was a finalist for the Walter Payton Award, adding All-Southern Conference first-team recognition as a receiver and return specialist. Established school records with 95 receptions for 1,334 yards and 14 TDs... Became the first Bulldog to lead the nation in punt returns, averaging a school season-record 19.2 yards per return on 24 attempts, setting another school mark with 461 yards. His three punts returned for touchdowns tied the school single-season record... As a sophomore, started 10 of 11 games and made 78 receptions and became the first Bulldog to gain over 1,000 yards receiving (1,060) in a season... Appeared in 11 games as a freshman, finishing second on team with 35 receptions and team-high 557 yards and five touchdowns.

PERSONAL

Attended Spring Valley H.S. in Columbia, S.C., where he earned all-region and all-area honors as a senior and led the Vikings to the regional championship and state semi-finals... Earned MVP honors for his performance in the 2005 North-South All-Star game... Also lettered in track, leading his team to the state championship in 2003 and a second-place finish as a senior, the season he captured All-State recognition... Was an accounting major... Born Jan. 9, 1988 in Columbia, S.C.

YEAR-BY-YEAR STATS

RECEIVING

Year	Team	GP	GS	No	Yds	Avg	Lg	TD
2010	Ari	15	2	24	307	12.8	74t	2
2011	Ari	16	16	51	586	11.5	45	2
2012	Ari	15	15	64	759	11.9	46t	5
2013	Ari	16	2	43	471	11.0	34t	2
2014	Was	16	4	36	453	12.6	61	2
Career		78	39	218	2576	11.8	74t	13

RUSHING

Year	Team	Att	Yds	Avg	Lg	TD
2010	Ari	0	0	0	0	0
2011	Ari	3	27	9.0	12	0
2012	Ari	4	29	7.3	15	0
2013	Ari	0	0	0	0	0
2014	Was	2	21	10.5	19	0
Career		9	77	8.6	19	0

KICK RETURN

Year	Team	KR	Yds	Avg	Lg	TD
2010	Ari	14	326	23.3	47	0
2011	Ari	2	33	16.5	21	0
2012	Ari	0	0	-	-	0
2014	Was	30	710	23.7	45	0
Career		46	1069	23.2	47	0

PUNT RETURN

Year	Team	PR	Yds	Avg	Lg	TD
2010	Ari	35	263	7.5	25	0
2011	Ari	2	-3	-1.5	-1	0
2012	Ari	3	15	5	10	0
2014	Was	28	208	7.4	37	0
Career		68	483	7.1	37	0

ADDITIONAL

Fumbles-Lost: 2-1 in 2010, 1-0 in 2011, 1-0 in 2012, 4-2 in 2014

CAREER HIGHS

SINGLE-GAME

Receptions:	9, vs. St. Louis (11/25/12)
Receiving Yards:	118, vs. Miami (09/30/12)
Long (Receiving):	74t, vs. Dallas (12/25/10)
Receiving Touchdowns:	2, vs. Miami (09/30/12)
Carries:	1, many times
Rushing Yards:	15, vs. Seattle (09/09/12)
Long (Rushing):	15, vs. Seattle (09/09/12)

SINGLE-SEASON

Receptions:	64 (2012)
Receiving Yards:	759 (2012)
Receiving Touchdowns:	5 (2012)
Receiving Average:	12.8 (2010)



TRAVIAN ROBERTSON

DEFENSIVE LINEMAN
6-4 | 304
DOB: 12/9/88



4TH NFL SEASON
SOUTH CAROLINA
SCOTLAND COUNTY H.S. (LAURINBURG, N.C.)

MILESTONES

NFL debut: 9/9/12 (at KC)

TRANSACTIONS

Originally selected by the Atlanta Falcons in the seventh round (249th overall) of the 2012 NFL Draft... Waived by the Falcons on August 30, 2014... Signed to the Falcons' practice squad on August 31, 2014... Signed to the Seattle Seahawks' active roster from the Falcons' practice squad on November 18, 2014... Waived by the Seahawks on December 26, 2014... Claimed off waivers by the Washington Redskins on December 27, 2014.

YEAR-BY-YEAR

2014 (FALCONS/SEAHAWKS/REDSKINS)

Spent the offseason with the Falcons before being waived during final cuts and signing to the team's practice squad a day later... Signed to the Seahawks' active roster in Week 12... Waived by Seattle on Dec. 26 and claimed by the Redskins on Dec. 27... Inactive vs. DAL (12/28).

2013 (FALCONS)

Played in five games for Atlanta, making two solo tackles.

2012 (FALCONS)

Appeared in seven games as a rookie with Atlanta... Made NFL debut at KC (9/9).

COLLEGE

Played collegiately at South Carolina from 2007-11, finishing his career with 123 tackles (71 solo), 18 tackles for loss and six sacks in 56 games... Played in 12 games as a senior in 2011, recording 45 tackles (22 solo), two sacks and eight tackles for loss. Named a preseason second-team All-SEC selection by Phil Steele... In 2010, earned fourth-team All-SEC accolades from Phil Steele after starting all 14 contests, and posting 42 tackles, with 10 for loss and four sacks... Played in every game in his first two seasons at South Carolina, totaling 24 tackles with two tackles for loss.

PERSONAL

Attended Scotland County H.S. in Laurinburg, N.C., where he was named Defensive End of the Year after recording 74 tackles with 7.5 sacks, two fumble recoveries and four forced fumbles as a senior... Named all-conference, all-region and team Defensive MVP during his senior season... Played in the Shrine Bowl of the Carolinas, posting four tackles, a sack and a fumble recovery. Also logged three tackles and a pair of sacks in the Offense-Defense All-Star Game in Ft. Lauderdale, Fla... Graduated from South Carolina in May 2011 with a degree in criminal justice... Brother, Tony Robertson, played football at Appalachian State... Born Dec. 9, 1988.

YEAR-BY-YEAR STATS

DEFENSE

Year	Team	G	GS	Tack	Solo	Sack	PD	FF	FR
2012	Atl	7	0	2	2	0	0	0	0
2013	Atl	5	0	2	2	0	0	0	0
2014	Sea	1	0	1	0	0	0	0	0
Career		13	0	5	4	0	0	0	0

**Tackle stats according to STATS, LLC*



KEENAN ROBINSON

LINEBACKER
6-3 | 240
DOB: 7/7/89



4TH NFL SEASON
TEXAS
PLANO EAST H.S. (PLANO, TEXAS)

HONOR ROLL

Redskins Ed Block Courage Award (2014)

MILESTONES

NFL debut: 9/9/12 (at NO)... **First NFL start:** 9/7/14 (at HOU)... **First FR:** 9/7/14 (at HOU, Arian Foster)... **First INT:** 9/25/14 (vs. NYG, Eli Manning)

TRANSACTIONS

Selected by the Washington Redskins in the fourth round (119th overall) of the 2012 NFL Draft.

PRO

Athletic linebacker who emerged and shined at the Redskins' middle linebacker spot in 2014 following the retirement of London Fletcher... Enters 2015 having previously appeared in 24 games with 13 starts.

YEAR-BY-YEAR

2014 (REDSKINS)

Started all 13 games in which he played, leading the Redskins with 108 total tackles (70 solo) and adding 1.5 sacks, one interception and a fumble recovery... Earned team's Ed Block Courage Award for his standout performance in 2014 after consecutive campaigns in which pectoral tears ended his 2012 and 2013 seasons prematurely... Recorded his first NFL start at HOU (9/7), making five tackles (all solo) and notching the first fumble recovery of his career... Tied for team lead with six tackles (four solo) in a start vs. JAX (9/14). Recorded the first partial sack of his career... Started at PHI (9/21), finishing tied second on the team with five tackles (four solo)... Started and made a then-career-high 13 tackles (seven solo) along with his first career interception vs. NYG (9/25)... Started and registered eight tackles (four solo) vs. SEA (10/6)... Registered six tackles (all solo) in a start at ARI (10/12)... Started and led the Redskins with a career-high 14 tackles (seven solo) vs. TEN (10/19), earning NFC Defensive Player of the Week honors for his performance... Started and led the Redskins with 10 tackles (six solo) and added a sack in an overtime win at DAL (10/27)... Started and notched eight tackles (six solo) at MIN (11/2)... Started and led team with seven tackles (five solo) vs. TB (11/16)... Started and led the Redskins with eight tackles (seven solo) at SF (11/23)... Recorded three tackles (two solo) and a pass defended at IND (11/30)... Inactive vs. STL (12/7), at NYG (12/14) and vs. PHI (12/20)... Tied for team high with 10 tackles (seven solo) in a start vs. DAL (12/28).

2013 (REDSKINS)

Placed on the Reserve/Injured list on Aug. 26 after sustaining a pectoral injury during training camp.

2012 (REDSKINS)

Played 11 games in his rookie season, getting credit for nine tackles (four solo) on defense and seven special teams tackles according to the coaching staff... Saw action on special teams in a season-opening win at NO (9/9)... Played at linebacker and on special teams at STL (9/16), vs. CIN (9/23), at TB (9/30), vs. ATL (10/7) and vs. MIN (10/14)... Had one tackle on defense and two special teams tackles at NYG (10/21)... Had two tackles (both solo) at PIT (10/28)... Saw action at linebacker and on special teams vs. CAR (11/4)... Had one tackle in a win vs. PHI (11/18)... Had two tackles (both solo) in a Thanksgiving Day win at DAL (11/22)... Placed on the Reserve/Injured list with a torn pectoral on Nov. 27.

COLLEGE

Played in 51 games, including 39 starts, at outside linebacker during his five-year career... Was a two-time Butkus Award semifinalist... Graduated in December 2011 with a degree in sports management... Posted 317 tackles (172 solo), 5.5 sacks, 25 TFL, 14 pressures, two INTs, two fumble recoveries, three forced fumbles and 14 passes defended during his career... Named the 2011 Holiday Bowl Defensive MVP... Started all 13 games in 2011, recording 106 tackles, 10 tackles for loss, one sack, one safety, 13 pressures, seven pass breakups and two caused fumbles... Started all 12 games at linebacker and appeared on special teams in 2010... Posted 113 tackles (61 solo), eight TFL, two sacks, two INTs, two fumble recoveries, one forced fumble, two passes defended and one TD... Started 14 games at outside linebacker in 2009... Compiled 74 tackles (42 solo), 1.5 sacks, five TFL, a pressure and four passes defended... Appeared in 12 games at outside linebacker in 2008... Notched 24 tackles (16 solo), a sack, two TFL, a pressure and a pass defended.

PERSONAL

At Plano East (Texas) H.S., was named first-team All-American by both Parade Magazine and USA Today... Was a member of ESPN's top 150 national prospects... Finished his high school career with 273 tackles... Won the district championship in the triple jump as a junior... Was a three-time member of UT's Athletics Director's Honor Roll... Graduated with a degree in physical culture and sport with a minor in business... Served as a mentor at local middle schools in the Brothers and Brothers program... In 2014, encouraged students at Dumfries (Va.) Elementary to exercise for 60 minutes and read for 20 minutes every day and also participated in the Get the Ball Rolling Flag Football Experience with 120 middle school students at Redskins Park... In 2013, despite being on injured reserve, volunteered at the All-Stars Survivors Celebration at Redskins Park for women battling breast cancer... Was an active member at church functions at Texas... Brother, Aubrey Smith, played cornerback at NAIA Missouri Valley College... Enjoys video games and cooking... Born on July 7, 1989.

YEAR-BY-YEAR STATS

DEFENSE

Year	Team	G	GS	Tack	Solo	Sack	INT	PD
2012	Was	11	0	7	5	0	0	0
2013	Was			Injured Reserve				
2014	Was	13	13	108	70	1.5	1	3
Career		24	13	115	75	1.5	1	3

**Tackle stats according to STATS, LLC*

ADDITIONAL

Fumbles Forced-Recovered: 0-1 in 2014

CAREER HIGHS

SINGLE-GAME

Total Tackles:	15, vs. Tennessee (10/19/14)
Solo Tackles:	7, multiple times, last vs. Dallas (12/28/14)
Sacks:	1, at Dallas (10/27/14)
Interceptions:	1, vs. NY Giants (09/25/14)
Forced Fumbles:	1, twice, last vs. Detroit (12/21/14)
Fumbles Recovered:	1, at Houston (09/08/14)



TRENTON ROBINSON

SAFETY
5-9 | 195
DOB: 2/16/90



4TH NFL SEASON
MICHIGAN STATE
BAY CITY CENTRAL H.S. (BAY CITY, MICH.)

MILESTONES

NFL debut: 9/9/12 (at GB)... **First NFL start:** 10/12/14 (at ARI)... **Redskins debut:** 10/20/13 (vs. CHI)... **First INT:** 9/14/14 (vs. JAX, Chad Henne)

TRANSACTIONS

Selected by the San Francisco 49ers in the sixth round (180th overall) of the 2012 NFL Draft... Released by the 49ers on August 31, 2013... Signed to the Philadelphia Eagles' practice squad on September 2, 2013... Released by the Eagles on October 8, 2013... Signed by the Washington Redskins on October 15, 2013... Re-signed with the Redskins on March 10, 2015.

PRO

Joined the Redskins prior to Week 7 of the 2013 season... Enters 2015 having previously appeared in 29 NFL games in his career, three with the San Francisco 49ers in 2012 and 26 with Washington in 2013-14.

YEAR-BY-YEAR

2014 (REDSKINS)

Played in 15 games including his first career start. Recorded 12 tackles (10 solo), a pass defended and the first interception of his career... Contributed on special teams at HOU (9/7)... Recorded his first career interception and made three tackles (two solo) vs. JAX (9/14)... Contributed on special teams at PHI (9/21)... Made two tackles (one solo) vs. NYG (9/25)... Inactive vs. SEA (10/6)... Recorded first career start at ARI (10/12), recording four tackles (three solo)... Contributed on special teams vs. TEN (10/19)... Played on special teams and played one snap on defense at DAL (10/27)... Contributed on defense and special teams at MIN (11/2)... Played special teams vs. TB (11/16)... Registered three solo tackles at SF (11/23)... Played on special teams at IND (11/30)... Contributed on defense and special teams vs. STL (12/7)... Made one solo tackle and recorded the first fumble recovery of his career on special teams at NYG (12/14)... Recorded a solo tackle vs. PHI (12/20)... Played on special teams vs. DAL (12/28).

2013 (EAGLES/REDSKINS)

Appeared in 11 games, primarily as a special teams contributor, after spending the first five weeks of the season on the Eagles' practice squad... Signed with the Redskins on Oct. 15... Made his Redskins debut on special teams vs. CHI (10/20)... Contributed on special teams at DEN (10/27), vs. SD (11/3) and at MIN (11/7)... Recorded two solo tackles at PHI (11/17)... Played on defense and special teams vs. SF (11/25), vs. NYG (12/1), vs. KC (12/8), at ATL (12/15) and vs. DAL (12/22)... Registered a solo tackle and two passes defended at NYG (12/29).

2012 (49ERS)

Played in first three games of the season, adding one special teams tackle... Made NFL debut at GB (9/9).

COLLEGE

Played in 46 games with 32 starts at Michigan State from 2008-11, registering 229 tackles, 9 INTs, 2 TFLs and 12 PDs... In 2011, earned first-team All-Big Ten honors and was elected team captain... Started all 14 games in 2011 and led the Spartans with 4 INTs, while adding 80 tackles and 2 TFLs... Helped Michigan State rank first in the Big Ten and sixth in the nation in total defense (277.4 avg.)... As a junior, earned Second-Team All-Big Ten honors, notching 76 tackles, 4 INTs and 8 PDs and was awarded the team's Outstanding Underclass Back Award... As a sophomore, played in 11 games (seven starts), recording 67 tackles, 1 INT and 2 PDs. In 2008, played in 8 games and tallied 6 tackles... Majored in sociology.

PERSONAL

Attended Bay City Central (Mich.) H.S. and was named to Prep Star's All-Midwest team, as a senior... Was a three-year starter and was selected to The Detroit News and Detroit Free Press Dream Teams in 2007... As a senior, recorded 45 tackles, 4 INTs, 2 FRs and 14 PDs on defense. Also rushed for 472 yards and five TDs, while adding 16 catches for 238 yards and two TDs... Participated with fellow defensive backs at the Wilson Reading Challenge Finale in 2013 and the Get the Ball Rolling Flag Football Experience with 120 middle school students in 2014... Born Trenton Robinson on Feb. 16, 1990 in Bay City, Mich.

YEAR-BY-YEAR STATS

DEFENSE

Year	Team	G	GS	Tack	Solo	Sack	INT	PD
2012	SF	3	0	0	0	0	0	0
2013	Was	11	0	2	1	0	0	2
2014	Was	15	1	12	10	0	1	1
Career		29	1	14	11	0	1	3

**Tackle stats according to STATS, LLC*

ADDITIONAL

Fumbles Forced-Recovered: 0-1 in 2014

JUSTIN ROGERS

CORNERBACK
5-11 | 181
DOB: 1/16/88



4TH NFL SEASON
RICHMOND
REDEMPTORIST H.S. (BATON ROUGE, LA.)



MILESTONES

NFL debut: 10/2/11 (at CIN)... **First NFL start:** 1/1/12 (at NE)... **Redskins debut:** 12/14/14 (at NYG)... **First INT:** 12/24/11 (vs. DEN, Tim Tebow)

TRANSACTIONS

Selected by the Buffalo Bills in the seventh round (206th overall) of the 2011 NFL Draft... Waived by the Bills on November 19, 2013... Claimed off waivers by the Houston Texans on November 20, 2013... Waived by the Texans on November 28, 2013... Signed with the Miami Dolphins on December 10, 2013... Waived by the Miami Dolphins on December 18, 2013... Signed with the Kansas City Chiefs on June 5, 2014... Waived by the Chiefs on August 30, 2014... Signed with the Washington Redskins on December 10, 2014... Re-signed with the Redskins on March 13, 2015.

PRO

Joined the Redskins in Week 15 of the 2014 season... Came to Washington having previously appeared in 35 career games with seven starts... Compiled 73 tackles (61 solo), 14 passes defended and three interceptions across the 2011-13 seasons.

YEAR-BY-YEAR

2014 (CHIEFS/REDSKINS)

Appeared in three games for Washington at the end of the season... Spent the offseason with the Chiefs before being waived during final cuts... Signed with the Redskins as a free agent on Dec. 10... Made Redskins debut at NYG (12/14)... Played on defense and special teams vs. PHI (12/20) and vs. DAL (12/28).

2013 (BILLS/TEXANS)

Started all five games in which he played for Buffalo, recording 23 tackles (18 solo), one interception and five passes defended... Notched third career interception in Week 1, picking off Tom Brady vs. NE (9/8)... Posted a career-high eight tackles (six solo) vs. BAL (9/29)... Waived by the Bills on Nov. 19 and claimed by the Texans a day later... Played one game with the Texans vs. JAX (11/24).

2012 (BILLS)

Played in all 16 games with one start and recorded 36 tackles (31 solo), one interception and five passes defended... Posted his second interception of his career at IND (11/25). Added three tackles to his pick of Andrew Luck.

2011 (BILLS)

Played in 13 games with one start, posting 14 tackles (12 solo), one interception and four passes defended... Made NFL debut at CIN (10/2)... Produced a career-high 134 kick return yards on four returns vs. MIA (12/18) and established a career-long with a 54-yard return in the third quarter... Recorded his first career interception vs. DEN (12/24), picking off Tim Tebow and returning the ball 15 yards... Made his first NFL start in Week 17 at NE (1/1).

COLLEGE

Played in 52 games at Richmond from 2006-10, recording 162 tackles (109 solo), half a sack, 12 interceptions, 28 passes defended, three forced fumbles and two fumble recoveries... Also returned 112 kickoffs for 2,561 yards (22.9 avg) and two TDs, including a 93-yard TD return as a freshman... Added 26 career punt returns for 351 yards (13.5 avg.) ... Named first-team All-CAA at both cornerback and punt returner after leading the league in punt return average with 12.4 yards per return as a senior... Became the first player in CAA football history to be named first-team all-conference for four consecutive seasons.

PERSONAL

Attended Redemptorist H.S. in Baton Rouge, La., where he was a three-time letterwinner in football and basketball and two-time letterwinner in track... Served as a captain for his football team as a senior and earned first-team all-district honors as well as first-team all-state and all-metro accolades... Selected as the all-metro offensive most valuable player as a senior... Son of Diary Rogers... Born Jan. 16, 1988.

YEAR-BY-YEAR STATS

DEFENSE

Year	Team	G	GS	Tack	Solo	Sack	INT	PD
2011	Buf	13	1	14	12	0	1	4
2012	Buf	16	1	36	31	0	1	5
2013	Buf/Hou	6	5	23	18	0	1	5
2014	Was	3	0	0	0	0	0	0
Career		38	7	73	61	0	3	14

*Tackle stats according to STATS, LLC

KICK RETURN

Year	Team	KR	Yds	Avg	Lg	TD
2011	Buf	13	373	28.7	54	0
2012	Buf	2	55	27.5	28	0
Career		15	428	28.5	54	0

PUNT RETURN

Year	Team	PR	Yds	Avg	Lg	TD
2011	Buf	0	0	-	-	0
2012	Buf	3	14	4.7	14	0
Career		3	14	4.7	14	0



RASHAD ROSS

WIDE RECEIVER
6-0 | 181
DOB: 2/2/90



1ST NFL SEASON
ARIZONA STATE
VALLEJO (CALIF.) H.S.

MILESTONES

NFL debut: 9/22/14 (at NYJ)

TRANSACTIONS

Originally entered the NFL with the Tennessee Titans as a college free agent on May 9, 2013... Waived by the Titans on August 31, 2013... Signed to the Titans' practice squad on September 1, 2013... Waived by the Titans on October 29, 2013... Signed to the Kansas City Chiefs' practice squad on November 12, 2013... Waived by the Chiefs on May 12, 2014... Signed by the Washington Redskins on May 23, 2014... Waived by the Redskins on August 26, 2014... Signed to the Chicago Bears' practice squad on September 1, 2014... Signed to the Bears' active roster on September 16, 2014... Waived by the Bears on September 30, 2014... Signed to the Bears' practice squad on October 2, 2014... Released from the Bears' practice squad on October 7, 2014... Signed to the Redskins' practice squad on October 14, 2014... Released from the Redskins' practice squad on November 17, 2014... Signed to the Redskins' practice squad on December 8, 2014.

YEAR-BY-YEAR

2014 (BEARS/REDSKINS)

Spent the offseason with the Redskins before being waived on Aug. 26... Signed to the Chicago Bears' practice squad and signed to the active roster in Week 3... Made his NFL debut in Week 3 at NYJ and also saw playing time a week later vs. GB... Re-signed with the Redskins on Oct. 14, joining the team's practice squad before being released on Nov. 17... Re-joined the Redskins' practice squad on Dec. 8.

2013 (TITANS/CHIEFS)

Signed with the Titans as a college free agent on May 9... Released during preseason roster cuts but signed to Titans' practice squad a day later... Spent the first eight weeks of the season with Titans before being released on Oct. 29... Signed to the Chiefs' practice squad in Week 10.

COLLEGE

Appeared in 26 career games with 14 starts at Arizona State from 2011-12 and caught 55 receptions for 864 yards and seven touchdowns over two seasons... Also added 28 kickoff returns for 779 yards and two touchdowns, including a 100-yarder against Colorado and a 98-yarder against Boise State in the MAACO Las Vegas Bowl... As a senior in 2012, played in 13 games and hauled in 37 receptions for 610 yards with six touchdowns and returned 15 kickoffs for 384 yards with a touchdown... As a junior in 2011, saw action in 13 contests and collected 254 receiving yards and a touchdown on 18 catches... Attended Butte College as a sophomore in 2010, totaling 368 receiving yards on 17 receptions with three touchdowns and added 180 rushing yards, 498 kickoff return yards and 195 punt return yards... As a freshman at Butte, caught 11 passes for 246 yards (22.4 avg.) and two touchdowns... As a member of the Arizona State outdoor and indoor track teams, set a career time in the 200m (21.01 seconds) at the Pac-12 Championships. Was a member of the Pac-12 Championship first place 4x100m relay and 200m indoor teams... Earned a degree in criminal justice.

PERSONAL

Attended Vallejo (Calif.) H.S.... Caught 21 passes for 323 yards with a touchdown and rushed 48 times for 268 yards with two touchdowns as senior in 2008... Added 30 tackles, five interceptions, three pass deflections, one forced fumble and one fumble recovery on defense... Born Feb. 2, 1990.

YEAR-BY-YEAR STATS

RECEIVING

Year	Team	GP	GS	No	Yds	Avg	Lg	TD
2014	Chi	2	0	0	0	0	0	0
Career		2	0	0	0	0	0	0



WILLIE SMITH

TACKLE
6-5 | 310
DOB: 11/13/86



5TH NFL SEASON
EAST CAROLINA
NORTH JOHNSTON H.S. (KENLY, N.C.)

MILESTONES

NFL debut: 12/11/11 (vs. NE)... **First NFL start:** 12/18/11 (at NYG)

TRANSACTIONS

Originally entered the NFL with the Washington Redskins as a college free agent on July 28, 2011... Waived by the Redskins on August 31, 2012... Acquired on waivers by the Oakland Raiders on September 1, 2012... Waived by the Raiders on September 26, 2013... Signed with the San Diego Chargers on November 18, 2013... Signed with the Washington Redskins on June 2, 2015.

PRO

Former Redskins college free agent who re-joined the team in the 2015 offseason with 29 career games and 11 career starts to his credit with the Redskins, Raiders and Chargers.

YEAR-BY-YEAR

2014 (CHARGERS)

Appeared in a career-high 15 games with one start... Started vs. Denver (12/14) as extra tackle when team opened game in jumbo package... Contributed offensively in reserve vs. SEA (9/14), vs. NYJ (10/5) and at KC (12/28).

2013 (RAIDERS/CHARGERS)

Started season on Raiders' Reserve/Injured list for first three weeks before being waived... Saw action for Chargers vs. NYG (12/8)... Active but did not play in both postseason games for San Diego.

2012 (REDSKINS/RAIDERS)

Spent the offseason with the Redskins before being waived on Aug. 31 and claimed by the Raiders a day later... Appeared in nine games with seven starts for Oakland... Started Weeks 3-10 at right tackle excluding a bye in Week 5.

2011 (REDSKINS)

Earned spot on active roster despite being a college free agent in a lock-out-shortened offseason... Appeared in four games, starting the final three games at left tackle... Made NFL debut vs. NE (12/11)... Earned first career start in Week 15 win at NYG (12/18)... Helped block for back-to-back 100-yard efforts by Evan Royster in final two games of season vs. MIN (12/24) and at PHI (1/1).

COLLEGE

Played in 52 games with 27 starts at East Carolina... As a senior, was named a first-team All-Conference USA selection... Was a member of the Conference USA champion East Carolina teams in 2008-09... Was a key member of a line which ranked sixth nationally in fewest sacks allowed (12 in 14 games).


PERSONAL

Attended North Johnston H.S. in Kenly, N.C., leading his team to a 14-1 record, a conference championship and regional runner-up status as a senior captain in 2005... Recorded 107 stops (92 solo), 30 tackles for loss, 14 sacks, 17 quarterback pressures, three forced fumbles, two fumble recoveries, six batted passes and one interception during his senior campaign... Earned three football letters and four more basketball letters... Earned a bachelor's degree in business (management) in May 2010... Earned selection to the ECU Athletic Director's Honor Roll for work in the classroom... In 2011, helped distribute 3,500 whole turkeys and Thanksgiving food baskets at FedExField to Prince George's County residents in need at the team's annual Harvest Feast... Full name: Willie Junior Smith... Born Nov. 13, 1986.

YEAR-BY-YEAR STATS

GAMES/STARTS

Year	Team	GP	GS
2011	Was	4	3
2012	Oak	9	7
2013	SD	1	0
2014	SD	15	1
Career		29	11



NICK SUNDBERG

LONG SNAPPER
6-0 | 264
DOB: 7/29/87



6TH NFL SEASON
CALIFORNIA
NORTH CANYON H.S. (PHOENIX, ARIZ.)

MILESTONES

NFL debut: 9/12/10 (vs. DAL)

TRANSACTIONS

Originally entered the NFL with the Carolina Panthers as a college free agent on May 1, 2009... Waived by the Panthers on August 7, 2009... Signed to the Baltimore Ravens' practice squad on December 23, 2009... Signed with the Washington Redskins as a free agent on January 28, 2010... Re-signed with the Redskins as a restricted free agent on March 11, 2013.

PRO

Enters 2015 having appeared in 61 career regular season games, all with Washington... Became a cult hero in 2012 after snapping an entire half with a broken arm during the team's season-opening win at NO... Had an 8-0 record in regular season games in which he played in 2012.

YEAR-BY-YEAR

2014 (REDSKINS)

Played in all 16 games... Handled long-snapping duties at HOU (9/7) and vs. JAX (9/14)... Snapped for kicks and punts at PHI (9/21) and helped kicker Kai Forbath push his career-long streak to 18 consecutive field goal attempts... Handled long snapping duties vs. NYG (9/25)... Snapped vs. SEA (10/6), including for punter Tress Way's eight punts for 399 yards... Handled long snapping duties at ARI (10/12)... Snapped for Kai Forbath's career-high four field goals including a game-winning 22-yarder at the end of regulation vs. TEN (10/19)... Snapped for Kai Forbath's two field goals including a 40-yard game-winner in an overtime win at DAL (10/27)... Handled long snapping duties at MIN (11/2) and vs. TB (11/16)... Snapped for eight Tress Way punts and three successful kicks (two field goals, one PAT) for Kai Forbath at SF (11/23)... Snapped for six Tress Way punts and five successful Kai Forbath kicks (two field goals, three PATs) at IND (11/30)... Snapped vs. STL (12/7) and at NYG (12/14)... Snapped vs. PHI (12/20), including on the 26-yard game-winning field goal by Kai Forbath with five seconds remaining... Snapped vs. DAL (12/28).

2013 (REDSKINS)

Played in five games before suffering a season-ending injury... Snapped for all kicks and punts vs. PHI (9/9)... Snapped for all kicks and punts at GB (9/15), including the first point of kicker John Potter's career on a third-quarter PAT... Snapped for all kicks and punts, including Potter's first career made field goal vs. DET (9/22)... Snapped for all kicks and punts at OAK (9/29)... Snapped at DAL (10/13) before leaving the game with a knee injury... Placed on the Reserve/Injured list on Oct. 15.

2012 (REDSKINS)

Appeared in eight regular season games, with the Redskins finishing the regular season 8-0 in games in which he served as long snapper... Was the long snapper during the Redskins' 40-32 win at NO (9/9), snapping for all 16 points scored by kicker Billy Cundiff (4/4 FG, 4/4 PAT) despite playing with a broken arm for the entire second half... Placed on Reserve/Injured list following the game but was designated for return... Returned to action

in Week 11 in a win vs. PHI (11/18)... Snapped in a Thanksgiving Day win at DAL (11/22), including snapping on Kai Forbath's fourth-quarter field goal that pushed Forbath to 10-for-10 in his career... Snapped in a win vs. NYG (12/3) on Monday Night Football... Snapped in a win vs. BAL (12/9)... Snapped in a win at CLE (12/16)... Snapped in a win at PHI (12/23), including for the 17th consecutive made field goal to open kick Kai Forbath's career, setting an NFL record... Snapped in a division-clinching win vs. DAL (12/30)... Made his postseason debut in the NFC Wild Card Round vs. SEA (1/6).

2011 (REDSKINS)

Appeared in all 16 games at long snapper... Snapped for kicker Graham Gano's 4-for-4 performance on PATs vs. NYG (9/11)... Snapped for kicker Graham Gano's 3-for-4 field goal attempts and 1-for-1 PATs vs. ARI (9/18)... Snapped for kicker Graham Gano's 3-for-4 field goal attempts and 1-for-1 PATs at DAL (9/26)... Snapped for kicker Graham Gano's 1-for-1 on field goal attempts and 2-for-2 PATs at STL (10/2)... Snapped for kicker Graham Gano's 2-for-2 on field goal attempts and 1-for-1 PATs vs. PHI (10/16)... Snapped for kicker Graham Gano's 2-for-2 on field goal attempts and 2-for-2 PATs at CAR (10/23)... Snapped for kicker Graham Gano's 0-for-1 field goal attempts at BUF (10/30)... Snapped for kicker Graham Gano's 1-for-1 field goal attempts vs. SF (11/6)... Snapped for kicker Graham Gano's 3-for-5 field goal attempts at MIA (11/13)... Snapped for kicker Graham Gano's 1-for-2 field goal attempts at SEA (11/27)... Snapped for kicker Graham Gano's 4-for-4 field goal attempts vs. NYJ (12/4)... Snapped for kicker Graham Gano's 2-for-2 field goal attempts vs. NE (12/11)... Snapped for kicker Graham Gano's 3-for-3 field goal attempts at NYG (12/18)... Snapped for kicker Graham Gano's 4-for-4 field goal attempts vs. MIN (12/24)... Snapped for kicker Graham Gano's 1-for-2 field goal attempts at PHI (1/1/12)... Also spent the season snapping for punter Sav Rocca, who had the third-best net punting season in team history (39.0 net yards per punt).

2010 (REDSKINS)

Appeared in all 16 regular season games... Made his NFL debut vs. DAL (9/12) while handling all long snapping duties... Handled all long snapping duties vs. HOU (9/19), at STL (9/26) and at PHI (10/3)... Handled long snapping duties vs. GB (10/10). Snapped for kicker Graham Gano's game-tying and game-winning field goals... Handled all long snapping duties vs. IND (10/17), at CHI (10/24), at DET (10/31), vs. PHI (11/15), at TEN (11/21), vs. MIN (11/28), at NYG (12/5), vs. TB (12/12), at DAL (12/19) and at JAX (12/26)... Handled long snapping duties vs. NYG (1/2) and had one special teams tackle.

2009 (RAVENS)

Spent the final two weeks of the regular season and two playoff games as a member of the Baltimore Ravens' practice squad.

COLLEGE

Played in 52 consecutive games as the long snapper at California... Started at long snapper all four years at California.

PERSONAL

Attended North Canyon H.S. in Phoenix, serving as a team captain and earning all-region honorable mention his senior season. Also participated in track and wrestling... Majored in legal studies at California.

COMMUNITY

Has been active with the Washington Redskins Charitable Foundation throughout his tenure with the Redskins... In 2014, led elementary students through drills to promote physical fitness, healthy lifestyle habits and proper nutrition at the Fuel Up to Play 60 Mini-Combine... Greeted fans at the team's annual Draft Day Party... Assisted teammate Tyler Polumbus at Tyler's Kids Outreach Extreme Recess, a football camp for children with physical and developmental disabilities... Raised money for afterschool exercise and wellness programs with actor Matthew McConaughey and teammate Alfred Morris at the Movies with Morris event... Welcomed Richmond children to training camp at the Bon Secours training camp facility in Richmond... Encouraged students at Dumfries Elementary to exercise for 60 minutes and read for 20 minutes every day... Helped provide school supplies and clothes to hundreds of kids in Richmond for the Back to School Shopping Spree presented by Macy's... Brought joy to 31 women battling breast cancer at the team's annual All-Star Survivors Celebration... Helped raise funds for breast cancer research and services for the American Cancer Society at the SACK Cancer Gala... Coached women through football drills at Redskins Park on WOW Ladies Night Out... Played video games online with active serving military members stationed overseas during a Redskins Salute: Pros vs. GI Joes event... In 2013, helped with the Recess at Guilford Elementary School event, attended the annual Harvest Feast event and volunteered at the Adopt a Child Shopping Spree... In 2012, volunteered at the annual Redskins All-Star Survivors Celebration, an event that provides an afternoon of pampering for area women battling breast cancer... In 2011, worked with the Washington Redskins Charitable Foundation and the U.S. Marine Corps to provide 1,100 youth in need with a toy during the holiday season at the annual Skins Santa Shoppe... Helped distribute 3,500 whole turkeys and Thanksgiving food baskets at FedExField to Prince George's County residents in need at the team's annual Harvest Feast... Participated in Pros vs. GI Joes video game competition between Redskins players and troops stationed in Kandahar, Afghanistan... Was active with the Washington Redskins Charitable Foundation in 2010, participating in the PLAY 60 Challenge Mini-Combine, Hometown Huddle, Rehabbing with the Troops, Harvest Feast, Renaldo Wynn's Adopt a Child for the Holidays and Skins Santa Shoppe.


YEAR-BY-YEAR STATS

GAMES/STARTS

Year	Team	GP	GS
2010	Was	16	0
2011	Was	16	0
2012	Was	8	0
2013	Was	5	0
2014	Was	16	0
Career		61	0

POSTSEASON

2012 (WAS): 1 G



PHILLIP THOMAS

SAFETY
6-0 | 223
DOB: 3/1/89



3RD NFL SEASON
FRESNO STATE
BAKERSFIELD H.S. (BAKERSFIELD, CALIF.)

MILESTONES

NFL debut: 11/2/14 (at MIN)... **First NFL start:** 12/7/14 (vs. STL)

TRANSACTIONS

Selected by the Washington Redskins in the fourth round (119th overall) of the 2013 NFL Draft... Waived by the Redskins on August 30, 2014... Signed to the Redskins' practice squad on August 31, 2014... Signed to the Redskins' active roster on November 1, 2014.

YEAR-BY-YEAR

2014 (REDSKINS)

Played in eight games with four starts, recording 26 tackles (18 solo)... Spent the first eight weeks on the team's practice squad before being promoted on Nov. 1... Made NFL debut on special teams at MIN (11/2)... Contributed on special teams vs. TB (11/16)... Contributed on defense at SF (11/23) and recorded a solo tackle and the first fumble recovery of his career... Recorded four tackles (three solo) at IND (11/30)... Earned first career start vs. STL (12/7) and contributed a then-career-high five tackles (two solo)... Started at NYG (12/14), posting four solo tackles... Started and registered another career high in tackles (seven, five solo) vs. PHI (12/20)... Started and contributed five tackles (four solo) vs. DAL (12/28).

2013 (REDSKINS)

Placed on the Reserve/Injured list on Aug. 27 after sustaining a foot injury during the team's first preseason game.

COLLEGE

Started 24 of the 39 games in which he played at Fresno State... Recorded 178 tackles (125 solos) with four sacks, six fumbles forced and one fumble recovered... Deflected 15 passes and had 13 interceptions for 214 return yards and four return touchdowns... His four interception returns for touchdowns tied Kevin Thomas and Andre Dyson of Utah (1999-2000) for the conference all-time record and broke the old Fresno State all-time record of three scoring runbacks by Richard Marshall (2003-05)... In 2012, became the first player in Fresno State history to be an unanimous All-American first-team selection... Was one of three finalists for the Jim Thorpe Award given to the top defensive back in the nation... Named All-Mountain West Conference first-team and the league's Defensive Player of the Year... Started all 13 games, becoming the first defensive back to lead the Bulldogs in tackles (84, with 64 solo)... His eight interceptions led the nation and set a new league record... In 2010, started 11 games after moving to free safety, adding 64 tackles (39 solo), two forced fumbles, nine passes defended and three interceptions... In 2009, appeared in 13 games at strong safety, recording 30 tackles (22 solo) and two interceptions (one returned for touchdown).

PERSONAL

Attended Bakersfield (Calif.) H.S., seeing action at wide receiver, quarterback, tailback and safety en route to the Drillers posting a 12-2 record and winning the Southeast Yosemite League title in his junior season... In his junior season, rushed for 1,104 yards on 150 carries (7.36 avg.) and 19 touchdowns, adding 418 yards and four scores on 15 receptions... Completed 28-of-57 passes (49.1 percent) for 295 yards and three touchdowns, and on defense, intercepted a pass, returned a fumble 80 yards for a score and posted 78 tackles with five interceptions... Earned All-League honors in both 2006 and 2007... As a senior, Thomas played in six games, piling up 762 yards and nine touchdowns on 110 carries (6.93 avg.), catching three balls for 26 yards and a score, along with hitting on 32-of-65 passes for 402 yards and three touchdowns... As a safety, he made 21 tackles and had two interceptions that season... Was a criminology major... Is the son of Janice Venus... Born on March 1, 1989.

YEAR-BY-YEAR STATS

DEFENSE

Year	Team	G	GS	Tack	Solo	Sack	INT	PD
2014	Was	8	4	26	18	0	0	0
Career		8	4	26	18	0	0	0

**Tackle stats according to STATS, LLC*

ADDITIONAL

Fumbles Forced-Recovered: 0-1 in 2014

ROBERT THOMAS

NOSE TACKLE
6-3 | 325
DOB: 2/18/91



1ST NFL SEASON
ARKANSAS
MUSKOGEE (OKLA.) H.S.



TRANSACTIONS

Originally entered the NFL with the Washington Redskins as a college free agent on May 14, 2014... Waived by the Redskins on August 29, 2014... Signed to the Redskins' practice squad on August 31, 2014... Signed to the Redskins' active roster on September 25, 2014... Waived by the Redskins on September 26, 2014... Signed to the Redskins' practice squad on September 30, 2014.

COLLEGE

Appeared in 31 career games at Arkansas from 2011-13 after transferring from Coffeyville (Kan.) Community College... Made 72 career tackles (30 solo) as a Razorback and added six career sacks... As a senior in 2013, recorded 31 tackles (16 solo) and 3.5 sacks despite being limited to seven games by a leg injury... In 2012, played in all 12 games, earning two starts, and compiling 18 tackles (six solo) with 2.5 sacks... Played in 12 games in his first season at Arkansas in 2011, making five starts and recording 23 tackles with one sack... Made 48 tackles, including 15 for loss, 4.5 sacks and two pass deflections at Coffeyville in 2010.

PERSONAL

Attended Muskogee (Okla.) H.S., where he registered 89 tackles (68 solo), five sacks, two forced fumbles, two fumble recoveries and two blocked field goals as a senior... Listed as the No. 71 defensive tackle in the nation and the No. 19 prospect in Oklahoma by Rivals.com... Named Muskogee Phoenix Defensive Player of the Year and also selected by the District 6A-3 coaches as the lineman of the year... Has a wife, Kayla, and son, Raylen... Son of Roslynn Thomas... Born Feb. 18, 1991.

CHRIS THOMPSON

RUNNING BACK
5-8 | 193
DOB: 10/20/90



2ND NFL SEASON
FLORIDA STATE
MADISON COUNTY H.S. (MADISON, FLA.)



MILESTONES

NFL debut: 9/9/13 (vs. PHI)... **First PR:** 9/9/13 (vs. PHI, 5 yards)... **First KR:** 9/9/13 (vs. PHI, 14 yards)... **First receiving TD:** 12/14/14 (at NYG, 9 yards from Robert Griffin III)

TRANSACTIONS

Selected by the Washington Redskins in the fifth round (154th overall) of the 2013 NFL Draft... Waived by the Redskins on August 30, 2014... Signed to the Redskins' practice squad on August 31, 2014... Signed to the Redskins' active roster on December 11, 2014.

PRO

Potential scatback who played in four games during his rookie season in 2013 and two games in 2014.

YEAR-BY-YEAR

2014 (REDSKINS)

Spent the first 14 weeks of the season on the team's practice squad before being promoted to the active roster on Dec. 11... Made season debut at NYG (12/14), recorded three rushes for 12 yards and three receptions for 22 yards and a touchdown. Scored a touchdown on the first reception of his career on a nine-yard pass from Griffin III, becoming the first member of the Redskins to score a touchdown on his first career reception since Darrel Young vs. Philadelphia on Nov. 15, 2010... Caught three passes for five yards vs. PHI (12/20)... Inactive vs. DAL (12/28).

2013 (REDSKINS)

Appeared in four games as a rookie as a kick and punt returner. Returned eight kickoffs for 160 yards (20.0 avg.) and seven punts for 36 yards (5.1 avg.)... Made his NFL debut vs. PHI (9/9), returning three kickoffs for 56 yards (18.7 avg.) and one punt for five yards... Returned three kicks for 59 yards (19.7 avg.) and two punts for nine yards (4.5 avg.) at GB (9/15)... Vs. DET (9/22), had two punt returns for 11 yards (5.5 avg.) and recorded two kickoff returns for 45 yards (22.5 avg.)... Had two punt returns for 11 yards at OAK (9/29)... Inactive at DAL (10/13), vs. CHI (10/20), at DEN (10/27), vs. SD (11/3) and at MIN (11/7)... Placed on the Reserve/Injured list on Nov. 12.

COLLEGE

Appeared in 38 games with eight starts at Florida State, rushing 277 times for 1,735 yards with 14 rushing touchdowns as well as compiling 45 receptions for 430 yards with one receiving touchdown... As a senior in 2012, carried 91 times for 687 yards and five touchdowns in only eight games before suffering a season-ending knee injury. Before injury, was on pace to become FSU's first 1,000-yard back since Warrick Dunn in 1996... Was a co-winner of the ACC's Brian Piccolo Award as the Most Courageous player in 2012 after returning from two broken vertebrae in his back suffered at Wake Forest in early October of 2011... Earned All-ACC second team honors from the media and coaches... Turned in three 100-yard rushing performances in 2012, highlighted by his career-best 197 yards against Wake Forest, which included TD runs of 74 and 80 yards... Was given the Leadership Award

on offense at the team's annual banquet... Played in the first five games and started twice in 2011... Was fourth on the team in carries (29) and yards (83)... In 2010, led the Seminoles in rushing with 845 yards on 134 carries, including six rushing touchdowns... Appeared in 14 games with six starts that season and was a home run threat, scoring on runs of 90, 83 and 70 yards. Named Chick-fil-A Bowl Offensive MVP after logging 147 yards on a career-high 25 carries against South Carolina.

PERSONAL

Ranked as the nation's second best all-purpose player coming out of Madison County (Fla.) H.S... Was a four-star prospect who earned PrepStar and Under Armour All-American honors... Battled ankle injuries throughout his senior season... Rushed for 2,300 yards and 33 TDs in leading his team to the state championship... Ran for 203 yards and two TDs in the 2007 state championship game... Born on Oct. 20, 1990.

YEAR-BY-YEAR STATS

RUSHING

Year	Team	GP	GS	No	Yds	Avg	Lg	TD
2013	Was	4	0	0	0	0	0	0
2014	Was	2	0	3	12	4	7	0
Career		6	0	3	12	4	7	0

RECEIVING


Year	Team	G	GS	Att	Yds	Avg	Lg	TD
2013	Was	4	0	0	0	0	0	0
2014	Was	2	0	6	27	4.5	9t	1
Career		6	0	6	27	4.5	9t	1

KICK RETURN

Year	Team	KR	Yds	Avg	Lg	TD
2013	Was	8	160	20	28	0
Career		8	160	20	28	0

PUNT RETURN

Year	Team	PR	Yds	Avg	Lg	TD
2013	Was	7	36	5.1	11	0
Career		7	36	5.1	11	0



TRESS WAY

PUNTER
6-1 | 215
DOB: 4/18/90



2ND NFL SEASON
OKLAHOMA
UNION H.S. (TULSA, OKLA.)

MILESTONES

NFL debut: 9/7/14 (at HOU)

TRANSACTIONS

Originally entered the NFL with the Chicago Bears as a college free agent on April 28, 2013... Waived by the Bears on August 25, 2013... Signed with the Bears on January 1, 2014... Waived by the Bears on August 18, 2014... Claimed on waivers by the Washington Redskins on August 20, 2014.

YEAR-BY-YEAR

2014 (REDSKINS)

Joined the Redskins via waiver claim in the preseason and punted in all 16 games, averaging 47.5 yards on 77 punts (40.0 net) with 22 punts downed inside the 20... Became the first member of the Redskins to lead the NFL in punting for a season since Sam Baker in 1958... Finished with the fourth-best gross average in team history, trailing only Sammy Baugh's full-season NFL record (51.4 yards per punt in 1940) and Baugh's 1941 and 1942 campaigns (48.7 and 48.2)... 40.0-yard net punting average was the highest by a Redskins punter in records dating back to 1976, surpassing Matt Turk's mark of 39.2 net yards set in both 1996 and 1997... Made NFL debut at HOU (9/7), punting five times with an average of 49.2 yards with two downed inside the 20 and a long of 61... Punted four times for an average of 49.8 yards with a long of 61 vs. JAX (9/14)... Averaged 56.7 yards on three punts with a net of 41.0 yards per punt and a long of 65 at PHI (9/21)... Averaged a career-high 58.3 yards per punt on four punts vs. NYG (9/25), falling 1.1 yards shy of matching Pro Football Hall of Famer Sammy Baugh's team record for punting average in a single game (59.4 at Detroit on Oct. 27, 1940). Recorded a career-long 77-yard punt in the third quarter, tying Steve Cox for the third-longest punt in franchise history (Nov. 1, 1987 at Buffalo)... Punted eight times with an average of 49.9 yards per punt and a long of 59 vs. SEA (10/6)... Punted five times for an average of 47.4 yards with a long of 58 yards at ARI (10/12)... Punted three times with an average of 41.3 yards per punt vs. TEN (10/19)... Averaged 46.2 yards per punt on five punts and had three punts downed inside the 20 in an overtime win at DAL (10/27)... Punted three times at MIN (11/2), averaging 45.3 yards per punt with a long of 51... Punted four times with an average of 44.3 yards per punt and a long of 55 vs. TB (11/16)... Matched career highs in punts (eight) and punts downed inside the 20 (three) at SF (11/23), accumulating 373 yards for an average of 46.6 yards per punt... Averaged 46.5 yards on six punts at IND (11/30), placing three inside the 20... Averaged 45.8 yards on six punts and added a two-yard rushing attempt vs. STL (12/7)... Punted six times with an average of 45.2 yards per punt at NYG (12/14)... Punted three times with an average of 44.3 yards per punt vs. PHI (12/20). Placed all three punts inside the 20... Punted four times with an average of 44.0 yards per punt. Recorded a 60-yard punt in the third quarter, becoming the first Redskins punter to post a 60-yard punt in five games in a single season since Matt Turk in 1998.

2013 (BEARS)

Spent the offseason with the Bears before being released on Aug. 25.

COLLEGE

Appeared in 53 games at Oklahoma from 2008-12, punting 250 times for 10,988 yards (44.0 avg) with 36 touchbacks and 91 punts downed inside the 20... Had 71 punts of 50-plus yards during his career with a long of 85... Exited OU ranking No. 1 in school history with a 44.0 yards-per-punt average... Set Oklahoma career record with 71 punts of 50-plus yards... Named All-Big 12 Honorable Mention by coaches as a senior, placing 22 of his 53 punts inside the opponents' 20-yard line with just eight touchbacks... Named honorable mention All-Big 12 by AP and coaches as a junior after placing 34 of his 63 punts inside the opponents' 20-yard line with just six touchbacks... Was honorable mention All-American by Sports Illustrated, All-Big 12 second team by Phil Steele and All-Big 12 honorable mention by AP and the coaches as a sophomore. Rotated with kickoff duties as well and had nine touchbacks on 70 kickoffs while averaging 63.0 yards per kick... Named Sporting News third-team All-American and first-team All-Big 12 by the Waco Tribune Herald and second-team by AP, coaches, Dallas Morning News and Fort Worth Star-Telegram as a redshirt freshman. Led the Big 12 and ranked No. 3 nationally in punting average that season.

PERSONAL

Attended Union H.S. in Tulsa, Okla., where he was a member of all-state teams for both The Oklahoman and Tulsa World... Named district special teams player of the year as a senior... Handled kicking duties, converting all 42 extra point attempts and 14-of-19 field goal attempts... Selected to play in the 2008 Oil Bowl... Wife, Brianna Way (neé Turang), was an All-American and national champion softball player at Oklahoma... Son of Debra and Leo Way... Born on April 18, 1990.

COMMUNITY

In 2014, encouraged students at Dumfries Elementary to exercise for 60 minutes and read for 20 minutes every day... Brought joy to 31 women battling breast cancer at the team's annual All-Star Survivors Celebration... Led elementary students through drills to promote physical fitness, healthy lifestyle habits and proper nutrition at the Fuel Up to Play 60 Mini-Combine... Distributed Thanksgiving food to 3,000 Prince George's County residents in need at the team's annual Harvest Feast... Distributed winter coats and Redskins knit hats and scarves to over 300 children from the Maryland, D.C. and Virginia areas at the Covered for the Holidays event... Coached women through football drills at Redskins Park on WOW Ladies Night Out... Played video games online with active serving military members stationed overseas during a Redskins Salute: Pros vs. GI Joes event... Involved in local Fellowship of Christian Athletes with his wife, Brianna.

YEAR-BY-YEAR STATS

PUNTING

Year	Team	No.	Yds	Avg.	Lg	In 20	TB	Net
2014	Was	77	3659	47.5	77	22	7	40.0
Career		77	3659	47.5	77	22	7	40.0

RUSHING

Year	Team	Att	Yds	Avg	Lg	TD
2014	Was	1	2	2.0	2	0
Career		1	2	2.0	2	0

CAREER HIGHS

SINGLE-GAME

Punts:	8, twice, last at San Francisco (11/23/14)
Punting Yards:	399, vs. Seattle (10/06/14)
Punting Average:	58.3, vs. NY Giants (09/25/14)
Punting Long:	77, vs. NY Giants (09/25/14)
Punts Downed Inside 20:	3, four times, last vs. PHI (12/20/14)
Net Punting Average:	55.5, vs. NY Giants (09/25/14)



TRENT WILLIAMS

TACKLE
6-5 | 337
DOB: 7/19/88



6TH NFL SEASON
OKLAHOMA
LONGVIEW H.S. (LONGVIEW, TEXAS)

HONOR ROLL

Offensive Captain (2011-14)
Three-time Pro Bowl selection (2012-14 seasons)

MILESTONES

NFL debut: 9/12/10 (vs. DAL)

TRANSACTIONS

Selected by the Washington Redskins in the first round (fourth overall) of the 2010 NFL Draft.

PRO

One of the game's preeminent left tackles who enters 2015 having played in 71 career regular season games with 70 starts... Earned his first career Pro Bowl selection following the 2012 season and followed it up with berths in 2013 and 2014... With his third Pro Bowl selection in 2014, joined Samuels and Jacoby as the only Redskins tackles to make three consecutive trips to the Pro Bowl since the merger... Was the first offensive tackle selected by the Redskins in the first round of the NFL Draft since Samuels in 2000 (third overall).

YEAR-BY-YEAR

2014 (REDSKINS)

Named offensive captain by his teammates prior to the season... Started all 15 games in which he played and earned his third consecutive Pro Bowl selection... Started at left tackle at HOU (9/7)... Started at left tackle vs. JAX (9/14), helping the Redskins to 41 points and 449 net yards... Started at left tackle and blocked for Kirk Cousins' 427-yard passing day at PHI (9/21)... Started at left tackle vs. NYG (9/25), vs. SEA (10/6) and at ARI (10/12)... Started at left tackle in a comeback win vs. TEN (10/19)... Started at left tackle in an overtime win at DAL (10/27), helping Colt McCoy and the Redskins to 409 total yards... Started at left tackle at MIN (11/2)... Started but exited the game with an injury vs. TB (11/16)... Inactive with knee and ankle injuries at SF (11/23)... Started at left tackle and helped protect for Colt McCoy's career-high 392 passing yards at IND (11/30)... Started at left tackle vs. STL (12/7) and at NYG (12/14)... Started at left tackle and fought through injury in a win vs. PHI (12/20)... Started at left tackle vs. DAL (12/28).

2013 (REDSKINS)

Made his second consecutive Pro Bowl after starting all 16 games for the second straight seasons... Voted by his teammates as an offensive captain prior to the start of the season... Started at left tackle and helped quarterback Robert Griffin III pass for 329 yards vs. PHI (9/9)... Started at left tackle and helped the Redskins produce a 300-yard passer and 100-yard rusher at GB (9/15)... Started at left tackle vs. DET (9/22) and helped Griffin III throw for 300 yards for a third consecutive week... Started at left tackle at OAK (9/29) and helped the team to its first win of the season... Started at left tackle at DAL (10/13), helping Washington post more than 200 yards both rushing and passing... Started at left tackle vs. CHI (10/20), helping the Redskins post 499 yards and 45 points... Started at left tackle at DEN (10/27)... Started

at left tackle vs. SD (11/3) as the Redskins posted 500 yards of offense... Started at left tackle and helped the Redskins to 191 rushing yards at MIN (11/7)... Started at left tackle in another 400-yard offensive performance at PHI (11/17)... Started at left tackle vs. SF (11/25), vs. NYG (12/1) and vs. KC (12/8)... Started at left tackle at ATL (12/15) and helped Kirk Cousins throw for 381 yards... Started at left tackle vs. DAL (12/22) and at NYG (12/29).

2012 (REDSKINS)

Started all 16 regular season games and earned his first career Pro Bowl nod for his performance at left tackle all season... Was named by his teammate as an offensive captain prior to the start of the season... Started at left tackle and helped Robert Griffin III throw for 320 yards in a season-opening win at NO (9/9)... Started at left tackle and helped the Redskins rush for 176 yards at STL (9/16)... Started at left tackle at CIN (9/23) and eventually left the game with a bone bruise in his knee... Started at left tackle at TB (9/30) and was specifically praised by Mike Shanahan for his toughness and his play in playing the entire game despite missing most of the week of practice with a bone bruise in his knee... Started at left tackle and helped Alfred Morris to his second consecutive 100-yard rushing game vs. ATL (10/7)... Started and helped the Redskins rush for 183 yards vs. MIN (10/14)... Started at NYG (10/21), contributing to the team's 248 rushing yards and 480 yards of total offense... Started at PIT (10/28) and vs. CAR (11/4)... Started in a win vs. PHI (11/18) and helped Robert Griffin III post a perfect passer rating... Started at left tackle in a Thanksgiving Day win at DAL (11/22), helping Griffin III become the first player in team history to throw four touchdown passes in consecutive games... Despite playing with a thigh bruise that significantly limited him during the week, started at left tackle in a win vs. NYG (12/3) on Monday Night Football and helped the Morris rush for a career-high 124 yards while also anchoring a unit that did not allow a sack... Started at left tackle and helped the Redskins rush for 172 yards in a win vs. BAL (12/9)... Started and blocked for Kirk Cousins' 329-yard starting debut in a win at CLE (12/16)... Started in a win at PHI (12/23)... Started and helped Morris to the single-season team record for rushing yardage with a 200-yard effort in a division-clinching win vs. DAL (12/30)... Started his first career postseason game in the NFC Wild Card Round vs. SEA (1/6).

2011 (REDSKINS)

Started 10 games at left tackle... Started at left tackle in a season-opening win vs. NYG (9/11)... Started at left tackle vs. ARI (9/18) and helped pave the way for a running attack that totaled 35 carries for 172 yards (4.9 avg.)... Started at left tackle at DAL (9/26) and helped protect quarterback Rex Grossman, who passed for 250 yards... Started at left tackle at STL (10/2) and helped blocked for a rushing attack that totaled 196 yards, a season high... Started at left tackle vs. PHI (10/16) before exiting with a knee injury... Was inactive at CAR (10/23) and at BUF (10/30)... Started at left tackle vs. SF (11/6) and at MIA (11/13)... Started at left tackle vs. DAL (11/20) and protected quarterback Rex Grossman, who passed for 292 yards and two touchdowns for a quarterback rating of 95.5... Started at left tackle at SEA (11/27) in a comeback road win. Blocked for Grossman, who passed for a season-high 314 yards, as well as running back Roy Helu, who rushed for 108 yards and a touchdown... Started at left tackle vs. NYJ (12/4), blocking for Helu, who rushed for more than 100 yards for the second consecutive game... Placed on Reserve/Suspended by Commissioner List on Dec. 6...

2010 (REDSKINS)

Appeared in 14 games, making 13 starts... Made his NFL debut starting at left tackle vs. DAL (9/12) and helped hold the Dallas defense to only one sack... Opened the game at left tackle vs. HOU (9/19) and helped provide protection for Donovan McNabb to throw for 426 yards, which is the fourth-highest total in team history. Also helped open up lanes for Clinton Portis to rush for two touchdowns for the first time since Oct. 12, 2008 vs. St. Louis. Left the game with 1:20 remaining in the fourth quarter with a knee injury... Declared inactive at STL (9/26) and at PHI (10/3) with a knee/toe injury... Started at left tackle vs. GB (10/10) and provided protection for Donovan McNabb to throw for 357 yards and one touchdown... Started at left tackle vs. IND (10/17) and opened holes for Ryan Torain to gain the first 100-yard rushing game of his career. Held defensive end Dwight Freeney without a sack... Started at left tackle at CHI (10/24). Cleared the way for Ryan Torain to rush for 125 yards and average six yards per carry. Held Julius Peppers without a sack... Started at left tackle at DET (10/31)... Started at left tackle vs. PHI (11/15). Opened holes for running back Keiland Williams to set career highs with 16 rushes for 89 yards (5.6 avg.) and two touchdowns. Provided protection for Donovan McNabb to complete 17-of-31 passing attempts for 295 yards and a season-high two touchdowns... Started at left tackle at TEN (11/21). Provided protection for quarterback Donovan McNabb to complete 30-of-50 passing attempts for 376 yards and one touchdown... Started at left tackle vs. MIN (11/28)... Played at left tackle at NYG (12/5) and provided protection for quarterback Donovan McNabb to complete 26-of-44 passing attempts for 296 yards and one touchdown. Was limited by a shoulder injury... Started at left tackle vs. TB (12/12). Opened holes for running back Ryan Torain to set a career high with 172 yards on 24 carries (7.2 avg.), including 158 yards in the first half and 121 in the first quarter. Provided protection for Donovan McNabb to complete 22-of-35 passing attempts for 228 yards, two touchdowns and have a 100.7 passer rating... Started at left tackle at DAL (12/19) and provided protection for quarterback Rex Grossman to complete 25-of-43 passing attempts for 322 yards and a career-high four touchdowns... Opened the game at left tackle at JAX (12/26)... Started at left tackle vs. NYG (1/2). Provided protection for quarterback Rex Grossman to complete 26-of-44 passing attempts for 336 yards and two touchdowns.

COLLEGE

Started 39-of-50 games during his Oklahoma career, including 12 at left tackle and 27 on the right side... Was named first-team All-American as a senior in 2009, a third-team All-American as a junior in 2008 and a second-team Freshman All-American in 2006... Also earned first-team All-America honors by The NFL Draft Report, American Football Coaches Association, Walter Camp Football Foundation, Associated Press, Dallas Morning News, Fort Worth Star-Telegram, Kansas City Star and Waco Herald Tribune as a senior... Earned consensus first-team All-Big 12 Conference honors after he shifted to left tackle in his final season and allowed just two quarterback sacks... Played in 11 games as a senior before sustaining a concussion and did not play against Oklahoma State or in the Sun Bowl against Stanford... As the lone returning starter along the offensive line as a senior, the Sooners ranked 11th in the nation with an average of 289.23 passing yards per game and 16th nationally in fewest sacks allowed per game (1.15)... As a junior, started all 14 games, the first contest at left tackle and the remaining 13 games at right tackle... Earned All-Big 12 first-team honors by the coaches, second-team honors by Dallas Morning News and San Antonio Express News and was an honorable mention selection by Associated Press as a junior... Allowed just a half-sack and two pressures in 517 pass plays while being penalized only twice... Was an instrumental member of an offensive line that helped Oklahoma finish third in the nation in passing (349.36 ypg), total offense (547.86 ypg) and fewest sacks allowed (0.93 spg), while leading the country in scoring (51.14 ppg)... As a sophomore, saw action in all 14 games and had seven starts at right tackle... Helped the Sooners rank fifth in the nation in scoring (42.29 ppg) and fewest sacks allowed (1.0 spg), while averaging 448.93 yards per game, good for

19th in the country... As a freshman, played in 11 games at right tackle and moved into the starting lineup his final six contests... Part of the unit that led the Big 12 and finished 11th in the nation in fewest sacks allowed per game (1.21)... Paved the way for a Sooners rushing attack to average 177.14 yards per game, while the offense averaged 30.29 points, the 19th-best mark in the country.

PERSONAL

Honored in his hometown of Longview, Texas, with "Trent Williams Day" on May 12, 2010 to celebrate his selection in the NFL Draft... Ran a 4.88 40-yard dash at the NFL Combine and boasts a personal best time of 4.78 seconds. Attended Longview H.S., where he played with former Redskins Malcolm Kelly and Robert Henson... Was a unanimous first-team All-District selection as a senior... Earned first-team All-East Texas and second-team Texas all-state... Played in the Max Emfinger All-Star game... Was a second-team all-district 12-5A as a junior... Considered a three-star recruit by Rivals.com as he was rated the 28th-best offensive guard prospect in the nation and also placed 63rd on its Texas Top 100 squad... In 2014, participated in Robert Griffin III's Friday Night Lights camp for 300 boys and girls at Anacostia (D.C.) High School... Played video games online with active serving military members stationed overseas during a Redskins Salute: Pros vs. GI Joes event... Participated in Pros vs. GI Joes video game competition between Redskins players and troops stationed in Kandahar, Afghanistan in 2011... In his first season with the Redskins in 2010, participated in the Draft Day Fan Party and the Skins Santa Shoppe... Parents are Freddie and Veronica Williams... Born July 19, 1988 in Longview, Texas.

YEAR-BY-YEAR STATS

GAMES/STARTS

Year	Team	GP	GS
2010	Was	14	13
2011	Was	10	10
2012	Was	16	16
2013	Was	16	16
2014	Was	15	15
Career		71	70

POSTSEASON

2012 (WAS): 1 G (GS)



TREVARDO WILLIAMS

LINEBACKER
6-1 | 237
DOB: 12/31/88



2ND NFL SEASON
CONNECTICUT
BRIDGEPORT (CONN.) CENTRAL H.S.

MILESTONES

First NFL game: 12/14/14 (at NYG)... **First sack:** 12/20/14 (vs. PHI, Mark Sanchez)

TRANSACTIONS

Originally selected by the Houston Texans in the fourth round (124th overall) of the 2013 NFL Draft... Waived by the Texans on August 1, 2014... Claimed off waivers by the Arizona Cardinals on August 2, 2014... Waived by the Cardinals on August 8, 2014... Signed to the Indianapolis Colts' practice squad on September 23, 2014... Released from the Colts' practice squad on November 25, 2014... Signed to the Washington Redskins' practice squad on December 1, 2014... Signed to the Redskins' active roster on December 9, 2014.

YEAR-BY-YEAR

2014 (TEXANS/CARDINALS/COLTS/REDSKINS)

Played in three games with Washington... Spent the offseason with the Texans... Claimed off waivers by the Cardinals prior to the season... Spent nine weeks on the Colts' practice squad... Signed to the Redskins' practice squad on Dec. 1... Made NFL debut on special teams at NYG (12/14)... Contributed three solo tackles including his first career sack vs. PHI (12/20)... Played on defense and special teams vs. DAL (12/28).

2013 (TEXANS)

Spent the entire season on Injured Reserve with a knee injury.

COLLEGE

Started 30-of-50 games as a strong-side defensive end for Connecticut, going on to record 134 tackles (85 solos) that included a school career-record 30.5 sacks. Added 40.5 stops for loss, the fifth-best career total by a Connecticut player... All-Big East Conference first-team choice who started 11-of-12 games, recorded 43 tackles and led the conference with 11.5 sacks as a senior in 2012... Ranked second in the nation as a junior in 2011 with a career-high 12.5 sacks to rank third on the school season-record chart. Received the team's Kendall Madison Award, given to a player for his dedication, hard work, positive attitude and outstanding citizenship... Started seven of the 13 contests in which he appeared as a sophomore and recorded 29 tackles (25 solos) with 4.5 sacks, 9.5 stops for loss, three pressures and two fumble recoveries... Played in 13 games as a freshman in 2009 and recorded 19 tackles (13 solos) with two sacks and 2.5 tackles for loss.

PERSONAL

Attended Bridgeport (Conn.) Central H.S. and later attended Canterbury Prep in New Milford, Conn., in January 2009... Was a two-time All-Fairfield County League selection and added All-State honors from the Hartford Courant and New Haven Register as a senior in 2007... As a junior, totaled 29 tackles and posted 13 sacks with a forced fumble, five fumble recoveries, including one in the end zone... Excelled in track, finishing second in the New England Meet in the 100 meters... Moved to the United States from Jamaica in 1999... Born Dec. 31, 1988.

YEAR-BY-YEAR STATS

DEFENSE

Year	Team	G	GS	Tack	Solo	Sack	INT	PD
2014	Was	3	0	3	3	1	0	0
Career		3	0	3	3	1	0	0

**Tackle stats according to STATS, LLC*



TREY WOLFE

CORNERBACK
5-11 | 193
DOB: 10/24/88



1ST NFL SEASON
FORT VALLEY STATE
WHEELER H.S. (MARIETTA, GA.)

TRANSACTIONS

Originally entered the NFL with the Seattle Seahawks as a college free agent on August 5, 2014... Waived by the Seahawks on August 6, 2014... Signed by the Seahawks on August 10, 2014... Waived by the Seahawks on August 25, 2014... Signed to the Washington Redskins' practice squad on November 26, 2014... Waived on May 4, 2015... Signed with the Redskins on May 28, 2015.

COLLEGE

Played collegiately at various points at Reedley College (Calif.), Midwestern State (Texas) and Fort Valley State (Ga.) from 2007-13... With 14 interceptions in 20 games, he concluded his college career as the NCAA's active leader in interceptions per game (0.70) across all classifications... Played at Fort Valley State from 2012-13. As a senior captain in 2013, earned second-team Division II All-American honors after leading the Southern Intercollegiate Athletic Conference with eight interceptions... In 2012, led the NCAA with 23 passes defended including six interceptions... Appeared in three games as a reserve defensive back and primary punt returner at Midwestern State in 2010... Earned first-team All-California Region II and All-Valley Conference honors after making eight starts at cornerback in 2009. Returned eight interceptions for 73 yards including a school-record return of 51 yards for a touchdown... Redshirted in 2008... Played nine games as a freshman cornerback at Reedley in 2007, intercepting four passes and recording nine pass breakups.

PERSONAL

Attended Wheeler H.S. in Marietta, Ga., where he was a three-year starter at cornerback, wide receiver and return specialist... Was named first-team All-Cobb County after making six interceptions and scoring eight touchdowns including two on punt returns as a senior in 2006... Helped Wheeler to a regional championship in 2006... Also earned all-state honors as a center fielder in baseball, started at point guard in basketball and competed as a sprinter in track & field... Son of Thomas and Terry Wolfe... Born Oct. 24, 1988 in Atlanta, Ga.



DARREL YOUNG

FULLBACK
5-11 | 251
DOB: 4/8/87



6TH NFL SEASON
VILLANOVA
AMITYVILLE H.S. (AMITYVILLE, N.Y.)

HONOR ROLL

Redskins Walter Payton Man of the Year (2014)
Media Good Guy Award (2013)

MILESTONES

NFL debut: 9/19/10 (vs. HOU)... **First rushing TD:** 12/18/11 (at NYG, 6 yards)... **First reception:** 11/15/10 (vs. PHI, 3 yards from Donovan McNabb)... **First receiving TD:** 11/15/10 (vs. PHI, 3 yards from Donovan McNabb)

TRANSACTIONS

Entered the NFL with the Washington Redskins as a college free agent on May 6, 2009... Waived by the Redskins on September 5, 2009, but signed to the team's practice squad on September 7, 2009... Released from the Redskins' practice squad on September 24, 2009... Signed with the Redskins as a free agent on January 5, 2010... Re-signed with the Redskins as a restricted free agent on March 11, 2013.

PRO

One of the league's most dynamic fullbacks, who transitioned to the position after playing linebacker at Villanova... Enters 2015 having played in 74 career regular season games with 33 starts... Through 2014, has totaled 45 rushes for 175 yards (3.9 avg.) and seven rushing touchdowns, as well as 39 receptions for 410 yards (10.5 avg.) and six receiving touchdowns in his career... Tied a Redskins single-game record with three rushing touchdowns in an overtime win vs. San Diego in 2013.

YEAR-BY-YEAR

2014 (REDSKINS)

Honored as Redskins Walter Payton Man of the Year, posting a career year on the field in addition to making an prodigious impact in the community... Played in 16 games, making 10 starts, and compiling nine carries for 22 yards with three rushing touchdowns and catching 11 passes for 81 yards with two receiving touchdowns... Matched career highs in rushing touchdowns and receiving touchdowns and set a career high with five total touchdowns... Started at HOU (9/7), rushing one time for one yard for the team's first touchdown of the season. Also caught one pass for one yard... Started vs. JAX (9/14) and caught two passes for 27 yards including a 20-yard touchdown... Started at PHI (9/21), rushing once for one yard and catching one pass for a four-yard touchdown. Scored a touchdown in three consecutive games for the first time in his career... Rushed once for one yard and caught a pass for nine yards vs. NYG (9/25)... Contributed on offense and special teams vs. SEA (10/6) and at ARI (10/12)... Started and had a season-long 14-yard carry in addition to a 10-yard reception vs. TEN (10/19)... Started and caught one pass for 12 yards in an overtime win at DAL (10/27)... Started at MIN (11/2)... Caught one pass for four yards and recovered a muffed punt on special teams vs. TB (11/16)... Helped Alfred Morris rush for 125 yards at SF (11/23)... Started at IND (11/30)... Contributed on offense and special teams vs. STL (12/7)... Rushed once for three yards and caught a two-yard pass at NYG (12/14)... Scored two rushing touchdowns in a start vs. PHI (12/20) and set a new career high with five

total touchdowns. Scored on two one-yard touchdown runs in the third quarter, recording his second career game with multiple rushing touchdowns and his first since a three-touchdown effort in Week 9 vs. San Diego last season. Became only the third NFL player since the 1970 merger to finish a game with two touchdowns on two carries with only two rushing yards, joining Cleveland's Brian Sipe (Nov. 3, 1974) and Philadelphia's Norm Snead (Nov. 23, 1970)... Started and caught one pass for nine yards vs. DAL (12/28).

2013 (REDSKINS)

Played in 13 games with seven starts, adding 12 carries for 41 yards (3.4 avg.) with three rushing touchdowns and four receptions for 71 yards (17.8 avg.) and one touchdown... Played offense and special teams vs. PHI (9/9)... Started and helped the Redskins produce a 300-yard passer and 100-yard rusher at GB (9/15)... Started and contributed on offense and special teams vs. DET (9/22)... Started and helped the team to its first win of the season at OAK (9/29)... Started and had one carry for a career-long 19 yards at DAL (10/13)... Started and had one carry for no gain vs. CHI (10/20)... Contributed on offense and special teams at DEN (10/27)... Tied a team record with three rushing touchdowns including a four-yard game-winning score in an overtime win vs. SD (11/3). Scored his three touchdowns on only five carries, gaining 12 yards (2.4 avg.)... Had a carry for no gain at MIN (11/7)... Started at PHI (11/17), carrying twice for six yards (3.0 avg.) and catching one pass for a career-long 62-yard touchdown... Inactive vs. SF (11/25), vs. NYG (12/1) and vs. KC (12/8)... Contributed on offense at ATL (12/15)... Caught two passes for five yards vs. DAL (12/22)... Played on offense at NYG (12/29).

2012 (REDSKINS)

Played in 16 games with eight starts, becoming one of the most quietly efficient pieces of a Washington attack that was the first in NFL history with 3,600 passing yards and 1,700 rushing yards... Had career highs in rushes (14) and rushing yards (60) while also adding eight receptions for 109 yards (13.6 avg.) with a career-high two receiving touchdowns... Saw action at fullback and on special teams, carrying twice for three yards (1.5 avg.) in a season-opening win at NO (9/9)... Played at fullback and on special teams at STL (9/16)... Started at fullback vs. CIN (9/23)... Started at fullback and had two receptions and tied a career-high with 40 receiving yards at TB (9/30)... Saw action at fullback and on special teams vs. ATL (10/7)... Started at fullback vs. MIN (10/14) and caught the second touchdown reception of his career and first of the season on a six-yard pass from Robert Griffin III... Saw action at fullback at NYG (10/21) and posted career highs in carries (five) and rushing yards (26) and added one reception for six yards... Saw action at fullback and on special teams at PIT (10/28), carrying once for 10 yards... Had one carry for three yards on a fourth down conversion vs. CAR (11/4)... Helped block for the Redskins to rush for 169 yards in addition to catching one pass for a six-yard touchdown in a win vs. PHI (11/18)... Started in a Thanksgiving Day win at DAL (11/22)... Had two carries for eight yards (4.0 avg) and also recorded one reception for 15 yards in a Monday Night Football win vs. NYG (12/3)... Started and had a career-long 28-yard reception in a win vs. BAL (12/9)... Started and had three carries for 10 yards (3.3 avg.) and one reception for eight yards in a win at CLE (12/16)... Started in a win at PHI (12/23)... Started and helped running back Alfred Morris break the single-season team record for rushing yardage with a 200-yard effort in a division-clinching win vs. DAL (12/30)... Started and had one carry for three yards in his first career postseason game in the NFC

Wild Card Round vs. SEA (1/6).

2011 (REDSKINS)

Set career highs in rushing attempts and yards with six rushes for 33 yards. Also set career highs in receptions and receiving yards with 15 for 146... Saw action at fullback in the team's season-opening win vs. NYG (9/11)... Saw action at fullback vs. ARI (9/18) and helped pave the way for a running attack that totaled 35 carries for 172 yards (4.9 avg.)... Was inactive at DAL (9/26) and at STL (10/2)... Saw action at fullback vs. PHI (10/16) and at CAR (10/23)... Started at fullback at BUF (10/30)... Started at fullback vs. SF (11/6) and recorded one catch for 12 yards... Saw action at fullback at MIA (11/13) and caught one pass for -3 yards... Started at fullback vs. DAL (11/20) and caught one pass for 27 yards, a career long... Started at fullback at SEA (11/27) and caught two passes for 22 yards (11.0 avg.)... Was inactive vs. NYJ (12/4)... Started at fullback vs. NE (12/11) and caught one pass for eight yards and blocked for a 100-yard rushing performance by Roy Helu... Started at fullback at NYG (12/18) and had four rushing attempts for 14 yards (3.5 avg.), including the first rushing touchdown of his career. He also caught one pass for zero yards... Started at fullback vs. MIN (12/24) and recorded two receptions for a career-high 33 yards (16.5 avg.). Helped RB Evan Royster to his first 100-yard rushing performance... Started at fullback at PHI (1/1/12) and had one rushing attempt for 12 yards. Also had a single-game career high four receptions for 40 yards (10.0 avg.) and blocked for Royster to have another 100-yard rushing effort.

2010 (REDSKINS)

Appeared in 15 games, seeing action at fullback and on special teams... Amassed four rushes for 19 yards (4.8 avg.)... Caught one pass, a three-yard touchdown catch... Totaled 14 special teams tackles (11 solo)... Made NFL debut vs. DAL (9/12) in a win on Sunday Night Football... Played on special teams at STL (9/26)... Had one special teams tackle at PHI (10/3)... Saw action on special teams vs. GB (10/10)... Played special teams vs. IND (10/17), at CHI (10/24) and at DET (10/31)... Saw action at fullback and on special teams vs. PHI (11/15). Had his first career carry (16 yards) and his first reception, a three-yard touchdown pass from quarterback Donovan McNabb. Also had one special teams tackle... Saw action at running back and on special teams at TEN (11/21). Had a career-high three carries for three yards. Also led the team with two special teams tackles... Saw action on special teams vs. MIN (11/28). Had one special teams tackle... Played on special teams at New York (12/5) and had one tackle... Saw action on special teams vs. TB (12/12) and at DAL (12/19)... Played special teams at JAX (12/26) and led the team with six special teams stops (five solo)... Played on special teams vs. NYG (1/2) and had two tackles.

2009 (REDSKINS)

Joined the Redskins as a college free agent on May 6, 2009... Spent training camp with Washington before being released on Sept. 5... A member of the Redskins' practice squad for the first two weeks of the regular season.

COLLEGE

Played in 44 games as a linebacker during his collegiate career at Villanova and totaled 244 total tackles (113 solo), 19.5 tackles for loss, six sacks, one interception, one forced fumble and three blocked kicks... Ranked second on the squad as a senior in 2008 with 73 tackles (41 solo), including two sacks, earning third team All-CAA honors after moving from safety to linebacker... Played in all 11 games as a junior in 2007 and had 78 tackles (second on team), four tackles for loss, one interception and two passes defensed... Recorded a game-high 12 tackles, two tackles for loss and one pass break-up versus Lehigh... As a sophomore, played in all 11 games and had 44 tackles, 4.5 tackles for loss, one sack, one forced fumble and two blocked kicks... Registered 10 tackles (one for loss), one forced fumble and a pass break-up versus Towson... Recorded 13 tackles, three sacks, two tackles for loss, a pass defensed and a blocked kick during his freshman season... Blocked a punt and recovered it for a touchdown versus Northeastern.

PERSONAL

At Amityville (N.Y.) H.S., earned three varsity letters in football and four in track and basketball... Two-time team MVP, three-year captain, All-County and All-League player... Two-time First Team All-Long Island... All-State honoree (2004), Collatta Award winner in 2003 for top linebacker in county, All-County track runner, Team MVP (Basketball and Track), three-year honor roll student and All-County Academic Team for basketball... Majored in communications... Youngest of three children of David and Geneva Young... Born April 8, 1987 in Amityville, N.Y.

COMMUNITY

Is annually one of the team's stars in the community, frequently volunteering his time with the Washington Redskins Charitable Foundation... Named the Redskins' 2014 Walter Payton Man of the Year after attending 33 community events during the year in addition to serving as a Big Brother to a 12-year-old boy, Xavier, through Big Brothers Big Sisters of America. Among many others, his 2014 efforts included the Power up to Read Celebration, Tyler Polumbus' TKO Extreme Recess, Alfred Morris' Movies with Morris, Rookie Community Club events, Redskins Burgundy & Gold Game to benefit the Global Down Syndrome Foundation, Robet Griffin III's Friday Night Lights Camp, DBOA Football Camp, Redskins Salute Kickoff, Fit Fest in Richmond, Play 60/Read 20 events, Ryan Kerrigan's Blitz for the Better celebrity waiter night, Back to School Shopping Spree, HelpingAHero.org house dedication, Salute to Play 60, All-Star Survivors Celebration, 4th & Life High School Football Forum, WOW Ladies Night Out, Get the Ball Rolling Flag Football Experience, Georgetown Pediatric Hospital Halloween visit, USO Turkeys for Troops Telethon, Redskins Salute Combine, Fuel Up to Play 60 Mini-Combine, Harvest Feast, Covered for the Holidays, Skins Santa Shoppe and more... Was one of four Redskins, alongside backfield companion Alfred Morris, recognized for his commitment to contribute in the community each week of the 2013 season... In 2013, helped the Washington Redskins Charitable Foundation and Macy's send 200 children back to school in style at the Macy's Back to School Shopping Spree, helped with the Salute to Play 60 Military Challenge kickoff event at Joint Base Andrews, sat on a panel at the 4th & Life High School Football Forum, volunteered at All-Star Survivors Celebration for area women battling breast cancer, volunteered for the Redskins Read Across Prince George's County event, visited hospitalized children at the Georgetown Pediatric Halloween Party, participated in Coca-Cola's Get the Ball Rolling Flag Football Experience, volunteered in the Kaiser Thriving Schools Play 60 Mini-Combine, participated in the Macy's "Believe" Campaign Launch in partnership with the Make-A-Wish Foundation, raising over \$200,000 to grant wishes across America, made a Play 60 Super School visit to Glebe Elementary School, attended a Financial Literacy seminar by Washington Accounting Services at Friendship Collegiate Academy in Washington, D.C. and attended the Smashing Walnuts Foundation Fundraiser in honor of Gabriella Miller... In 2012, joined fans at the annual Draft Day Party at FedExField and participated in the team's 80th Anniversary Thank You Tour throughout Virginia, Maryland and Washington, D.C. Also led an exercise station at the WRCF Play 60 Mini-Combine... In 2011, worked with the Washington Redskins Charitable Foundation and the U.S. Marine Corps to provide 1,100 youth in need with a toy during the holiday season at the annual Skins Santa Shoppe. Also participated in the 4th & Life program, a program for high school athletes focusing on what it takes to be successful on the field, in the classroom, and in the workplace... Spoke to students about the importance of good health, and also lead kids in fitness activities, as part of NFL's PLAY 60 campaign, helping kids get 60 minutes of exercise a day... During the 2010 season, participated in Home-town Huddle, Rehabbing with the Troops, Harvest Feast and 4th & Life High School Football Forum.

YEAR-BY-YEAR STATS

RUSHING

Year	Team	GP	GS	Att	Yds	Avg	Lg	TD
2010	Was	16	0	4	19	4.8	16	0
2011	Was	13	8	6	33	5.5	12	1
2012	Was	16	8	14	60	4.3	16	0
2013	Was	13	7	12	41	3.4	19	3
2014	Was	16	10	9	22	2.4	14	3
Career		74	33	45	175	3.9	19	7

RECEIVING

Year	Team	GP	GS	No	Yds	Avg	Lg	TD
2010	Was	16	0	1	3	3	3t	1
2011	Was	13	8	15	146	9.7	27	0
2012	Was	16	8	8	109	13.6	28	2
2013	Was	13	7	4	71	17.8	62t	1
2014	Was	16	10	11	81	7.4	20t	2
Career		74	33	39	410	10.5	62t	6

ADDITIONAL

Fumbles Forced-Recovered: 0-1 in 2012, 0-2 in 2014

POSTSEASON

2012 (WAS): 1 G (GS), 1 rush for 3 yds.

CAREER HIGHS

SINGLE-GAME


Carries:	5, twice, last vs. San Diego (11/03/13)
Rushing Yards:	26, at NY Giants (10/21/12)
Long (Rushing):	19, at Dallas (10/13/13)
Rushing Touchdowns:	3, vs. San Diego (11/03/13)
Receptions:	4, at Philadelphia (01/01/12)
Receiving Yards:	62, at Philadelphia (11/17/13)
Long (Receiving):	62t, at Philadelphia (11/17/13)
Receiving Touchdowns:	1, six times, last at PHI (09/21/14)



ROOKIE BIOS



2015 DRAFT PICKS




BRANDON SCHERFF

TACKLE
6-5 | 319
DOB: 12/26/91



ROOKIE
IOWA
DENISON (IOWA) H.S.



TRANSACTIONS

Originally selected by the Washington Redskins in the first round (fifth overall) of the 2015 NFL Draft.

COLLEGE

Played collegiately at Iowa from 2011-14, appearing in 43 games with 36 starts after a redshirt year in 2010... Returned for his senior season in 2014 and started all 13 games, receiving the Outland Trophy, which is awarded annually to the nation's most outstanding interior lineman. Earned unanimous consensus All-American honors and was named first-team All-Big Ten for the second consecutive season. Also won the Rimington-Pace Offensive Lineman of the Year award in the Big Ten Conference... Started in all 13 games in which he appeared as a junior in 2013, earning second-team All-American honors from the Football Writers Association of America and earned first-team All-Big Ten honors from league coaches, Sporting News, Phil Steele and others... As a sophomore in 2012, started in all seven games in which he appeared and played every offensive snap in six games... Started in three of the 10 games in which he appeared as a freshman in 2011... Redshirted in 2010.

PERSONAL

Attended Denison (Iowa) H.S., where he was a five-sport athlete who competed in football, basketball, baseball, tennis and track and field... Played offensive and defensive lineman in his final two seasons after playing quarterback as a sophomore... Earned first team all-state honors on offense as a senior and was second team all-state on defense as a junior... Collected 31 solo tackles and 51 assists with 16 tackles for loss as a team captain as a senior. Recorded 200 receiving yards and five touchdown receptions at tight end as a junior a year after passing for 1,200 yards as a sophomore... Earned first team all-district, all-conference and all-state honors in baseball... Holds school shot put record and won state title in the event as a sophomore, while placing third as a freshman and second as a junior... Is an avid fisherman and hunter... Earned degree in Sports Studies and intends to be a coach following his playing career... Son of Cindy and Bob Scherff... Born Dec. 26, 1991.



PRESTON SMITH

LINEBACKER

6-5 | 271

DOB: 11/17/92



ROOKIE

MISSISSIPPI STATE

STEPHENSON H.S. (STONE MOUNTAIN, GA.)

TRANSACTIONS

Originally selected by the Washington Redskins in the second round (38th overall) of the 2015 NFL Draft.

COLLEGE

Played collegiately at Mississippi State from 2011-14, playing in 47 games with 24 starts... Recorded 134 career tackles (27 for loss), 16 sacks, five forced fumbles and two interceptions... As a senior in 2014, started all 13 games and became the first player in SEC history to be named SEC Defensive Lineman of the Week for three consecutive weeks. Recorded nine sacks and posted at least one tackle for loss in 12 of the team's 13 games en route to first-team All-SEC honors as selected by the league's coaches... Started 11 of the 12 games in which he played as a junior in 2013, compiling 44 tackles (29 solo, 6.5 for loss) with 2.5 sacks. Named Most Outstanding Defensive Player of the Liberty Bowl... As a sophomore in 2012, played in all 13 games and led team with 4.5 sacks... Played in the final eight games of the season as a freshman in 2011.

PERSONAL

Attended Stephenson H.S. in Stone Mountain, Ga., where he was credited with 68 total tackles including nine sacks as a senior for the 9-2 Jaguars... As a junior, played on an 11-1 squad that won the Region 2 crown... Rated a three-star prospect by Rivals.com... Played for Stephenson team that had 29 of 32 senior players sign a college scholarship... Participated in the 2015 Senior Bowl... Majored in interdisciplinary studies... Born Nov. 17, 1992.

MATT JONES

RUNNING BACK
6-2 | 231
DOB: 3/7/93



ROOKIE
FLORIDA
ARMWOOD H.S. (SEFFNER, FLA.)



TRANSACTIONS

Originally selected by the Washington Redskins in the third round (95th overall) of the 2015 NFL Draft.

COLLEGE

Played collegiately at Florida from 2012-14, starting 15 of the 28 games in which he played, recording 297 career carries for 1,431 yards (4.8 avg.) with 11 rushing touchdowns and 19 receptions for 100 yards with one receiving touchdown... Started 10 of the 11 games in which he played in 2014, finishing with a team-high 817 rushing yards on 166 carries (4.9 avg.) with seven total touchdowns (six rushing). Had a career-high 192 yards and two touchdowns in upset win against Georgia... Suffered a season-ending knee injury in 2013 after compiling 339 rushing yards on 79 carries (4.3 avg.) and two touchdowns through five games. Had 176 yards rushing at Kentucky, the most by a Gator running back since Ciattrick Fason had 210 vs. Kentucky in 2004.. Played in 12 games in 2012, recording 52 carries for 275 yards and three touchdowns in addition to three receptions for 10 yards.

PERSONAL


Attended Armwood H.S. in Seffner, Fla., where he helped lead his team to a 15-0 record and the FHSAA Class 6A Championship his senior year... Rushed for 896 yards and 10 touchdowns as a senior despite missing four games... Earned Honorable Mention All-State honors... Rated a four-star prospect by ESPN, Scout.com and Rivals.com... Native of Tampa, Fla... Son of Barbara Singleton... Born March 7, 1993.

JAMISON CROWDER

WIDE RECEIVER
5-8 | 185
DOB: 6/17/93



ROOKIE
DUKE
MONROE (N.C.) H.S.



TRANSACTIONS

Originally selected by the Washington Redskins in the fourth round (105th overall) of the 2015 NFL Draft.

COLLEGE

Played collegiately at Duke from 2011-14, catching 283 passes for 3,641 receiving yards and 23 receiving touchdowns in 52 games with 40 starts. Also rushed 21 times for 135 yards and one touchdown, returned 44 kickoffs for 930 yards and returned 65 punts for 869 yards and four punt return touchdowns... Amassed 5,575 career all-purpose yards and scored 168 points on 28 touchdowns... Earned first-team All-ACC honors at both receiver and return specialist in 2013 and 2014... Was a six-time ACC Player of the Week selection... Finished career ranking second in Duke history in receiving yards, all-purpose yards, punt return yards, and third in touchdown receptions... Served as team captain as a senior in 2014, starting all 13 games and catching 85 passes for 1,044 yards with six receiving touchdowns and returning 22 punts for 280 yards with two punt return touchdowns... Set an ACC record with 108 receptions in 2013.

PERSONAL

Attended Monroe (N.C.) H.S., where he helped Monroe to a three-year record of 29-10 with three state playoff berths... Rushed for 641 yards and 11 touchdowns as a senior, also catching 41 passes for 790 yards and nine touchdowns in addition to posting four returns for scores... Was a 2010 first-team all-state (1A) choice by NCPreps.com and the Rocky River Conference Offensive Player of the Year... Participated in the 74th annual Shrine Bowl of the Carolinas played in December 2010... Also participated in basketball and track and field. Helped Monroe to a 32-1 record and the 2010 1A state basketball championship... Graduated from Duke in December, 2014 with a degree in sociology while minoring in African and African American studies... Son of Brenda and James Crowder... Born June 17, 1993.



ARIE KOUANDJIO

GUARD
6-5 | 310
DOB: 4/23/92



ROOKIE
ALABAMA
DeMATHA CATHOLIC H.S. (HYATTSVILLE, MD.)

TRANSACTIONS

Originally selected by the Washington Redskins in the fourth round (112th overall) of the 2015 NFL Draft.

COLLEGE

Played collegiately at Alabama from 2010-14, appearing in 40 games with 27 starts and helping the Crimson Tide to two SEC championship titles and two BCS National Championships... Started all 14 games as a senior in 2014, earning first-team All-SEC and second-team All-American honors from the Associated Press. Also earned first-team All-SEC honors from the league's coaches... As a junior in 2013, started all 13 games at left guard, blocking for an offense that produced Alabama's second-highest total yardage figure in a single season in school history... Appeared in 11 games as a sophomore in the 2012... Played in two games prior to injury as a redshirt freshman in 2011... Redshirted in 2010.

PERSONAL

Attended DeMatha Catholic H.S. in Hyattsville, Md., less than 10 miles from FedExField... Was a U.S. Army All-American in high school, ranking as the No. 15 offensive tackle in the nation by Rivals.com and 117th overall prospect as a four-star recruit in the Rivals250... Ranked second in the Rivals.com Maryland Postseason Top 20... Brother, Cyrus, played at Alabama from 2011-13 and was drafted by the Buffalo Bills in the 2014 NFL Draft... Son of Jean-Claude and Georgette Kouandjio... Emigrated from Cameroon in 1999... Name pronounced "R-ree" "KWAN-joe"... Born April 23, 1992.

MARTRELL SPAIGHT

LINEBACKER
6-0 | 236
DOB: 8/5/93



ROOKIE
ARKANSAS
NORTH LITTLE ROCK (ARK.) H.S.



TRANSACTIONS

Originally selected by the Washington Redskins in the fifth round (141st overall) of the 2015 NFL Draft.

COLLEGE

Played collegiately at Arkansas from 2013-14 after spending two seasons at Coffeyville (Kan.) Community College from 2011-12... Played in 21 career games at Arkansas with 15 starts... As a senior in 2014, started all 13 games and recorded an SEC-leading 128 tackles en route to becoming a consensus first-team All-SEC selection. Also recorded 10.5 tackles for loss, two forced fumbles, one fumble recovery and an interception he returned for 30 yards... Played in nine games for the Razorbacks in 2013, starting twice. Recorded 22 tackles with a sack... Was a two-time junior college All-American at Coffeyville, being named a first-team NJCAA All-American and the Jayhawk Community College Conference's Defensive Player of the Year as a sophomore in 2012... Recorded 130 tackles as a sophomore and 101 tackles as a freshman.

PERSONAL


Attended North Little Rock (Ark.) H.S., where he was a 7A Central all-state selection as a senior... Participated in the 2015 Senior Bowl... Son of Mark and Tela Spaight... Last name pronounced "SPAYT"... Born Aug. 5, 1993.

KYSHOEN JARRETT

SAFETY
5-10 | 200
DOB: 5/4/93



ROOKIE
VIRGINIA TECH
EAST STROUDSBURG (P.A.) SOUTH H.S.



TRANSACTIONS

Originally selected by the Washington Redskins in the sixth round (181st overall) of the 2015 NFL Draft.

COLLEGE

Played collegiately at Virginia Tech from 2011-14, playing in 53 games with 38 starts... Recorded 249 career tackles (155 solo) and five interceptions... Also returned 52 punts for 463 yards with one touchdown... Played in all 13 games with 12 starts as a senior in 2014, leading the Hokies with 88 tackles. Intercepted two passes and added five tackles in a win over eventual National Champion Ohio State, earning Nagurski National Defensive Player of the Week honors for his performance... Was a third-team All-ACC selection in 2013 after notching 71 tackles and two interceptions in 13 starts as a junior. Also returned 26 punts for 139 yards... As a sophomore in 2012, started all 13 games and ranked second on the team with 83 tackles (4.5 for loss). Also averaged 13.9 yards per punt return, ninth-best in the nation, and scored a touchdown on a 94-yard punt return at Pitt... Played in all 14 games in 2011.

PERSONAL

Attended East Stroudsburg (Pa.) South H.S., where he was an All-America selection by SuperPrep and PrepStar and a unanimous selection for Mountain Valley Conference Most Valuable Player as a senior... Recorded 36 tackles and four interceptions as a senior and also ran for 1,200 yards and 11 touchdowns... Earned first-team All-MVC honors at running back and defensive back his final year and was selected to play in the prestigious Big 33 Football Classic... Was listed as the No. 175 player in the country, the No. 18 cornerback in the nation and the No. 5 player in the state of Pennsylvania by Rivals.com... Majored in human development... Son of Vinise Capers... First name pronounced "KY-shawn"... Born May 4, 1993.



TEVIN MITCHEL

CORNERBACK
6-0 | 190
DOB: 8/3/92



ROOKIE
ARKANSAS
MANSFIELD (TEXAS) LEGACY H.S.

TRANSACTIONS

Originally selected by the Washington Redskins in the sixth round (182nd overall) of the 2015 NFL Draft.

COLLEGE

Played collegiately at Arkansas from 2011-14, playing in 42 games with 29 starts... Finished career with 157 tackles (90 solo) and four interceptions (one returned for touchdown)... Appeared in 11 contests and started five as a senior in 2014, recording 20 tackles, two interceptions and eight pass breakups... Saw action in 11 games and made 10 starts, recording 47 tackles, one interception and five pass breakups as a junior in 2013... As a sophomore in 2012, played in eight games with seven starts, recording 34 tackles, two forced fumbles and an interception... Appeared in all 13 games and made seven starts, including each of the final six games, during his true freshman campaign in 2011. Named to the SEC All-Freshman Team after collecting 56 tackles and one fumble recovery.

PERSONAL

Attended Mansfield (Texas) Legacy H.S., where he was a U.S. Army All-American and Rivals250 selection... Voted second-team all-state and was an all-district second-team selection at free safety in District 5-5A... Was considered the No. 24 overall recruit in the state of Texas, the 160th overall recruit in the country and 13th-best cornerback prospect in the nation by Rivals.com... Majored in communications... Son of Eric and Tana Mitchel. Father played football collegiately for Oklahoma and was selected by the New England Patriots in the sixth round of the 1989 NFL Draft... Born Aug. 3, 1992.

EVAN SPENCER

WIDE RECEIVER
6-2 | 208
DOB: 5/26/93



ROOKIE
OHIO STATE
VERNON HILLS (ILL.) H.S.



TRANSACTIONS

Originally selected by the Washington Redskins in the sixth round (187th overall) of the 2015 NFL Draft.

COLLEGE

Played collegiately at Ohio State from 2011-14, helping the Buckeyes to a national title as a senior... Played in 51 career games, catching 52 passes for 579 yards and seven touchdowns... Also threw a 13-yard touchdown pass in a Sugar Bowl national semifinal win against Alabama... Recorded 15 catches for 149 yards and three touchdowns in 15 games as a senior in 2014... Played in 14 games with 12 starts as a junior in 2013, catching 22 passes for 216 yards and three touchdowns... Recorded 12 receptions for 136 yards as a sophomore in 12 games in 2012... Played in 10 games as a true freshman, catching three passes for 78 yards including a 33-yard touchdown.

PERSONAL


Attended Vernon Hills (Ill.) H.S., where he scored 33 touchdowns as a junior (14) and senior (19) and helped his team to a state quarterfinals appearance as a senior... Named All-Illinois as a senior... Son of Gilda and Tim Spencer... His brother, Cole, is an area scout for the Redskins, who made the official phone call to his brother upon his selection in the 2015 NFL Draft... His father, Tim, is the third-leading rusher in Ohio State history and is now an assistant coach with the Tampa Bay Buccaneers... Born May 26, 1993.

AUSTIN REITER

CENTER
6-3 | 296
DOB: 11/27/91



ROOKIE
SOUTH FLORIDA
LAKEWOOD RANCH H.S. (BRADENTON, FLA.)



TRANSACTIONS

Originally selected by the Washington Redskins in the seventh round (222nd overall) of the 2015 NFL Draft.

COLLEGE

Played collegiately at South Florida from 2010-14, appearing in 46 games with 36 starts... Started all 12 games at center as a senior in 2014, missing only one offensive play. Was a Rimington Award candidate for the second time in his career and was named the team's recipient of the Offensive Line-man Award as well as the Tough Man Award... Started 12 games as a junior in 2013, appearing on the Rimington watch list for the first time in his career... As a sophomore in 2012, started all 12 games at center... Played in 10 games as a freshman in 2011 on offense and on special teams... Redshirted in 2010.

PERSONAL


Attended Lakewood Ranch H.S. in Bradenton, Fla., where he played right tackle on offense and three-technique defensive tackle... His father, Richard Reiter, played offensive line at the collegiate level at the University of Cincinnati... Earned degree in communications and epidemiology in 2013... Born Nov. 27, 1991.



ROOKIE BIOS



COLLEGE FREE AGENTS



HOUSTON BATES

LINEBACKER
6-3 | 250
DOB: 12/20/91



ROOKIE
LOUISIANA TECH
ST. PAUL'S H.S. (COVINGTON, LA.)



TRANSACTIONS

Originally entered the NFL with the Washington Redskins as a college free agent on May 18, 2015.

COLLEGE

Played collegiately at Illinois from 2010-13 before transferring to Louisiana Tech for the 2014 season... Started all 14 games as a defensive end at Louisiana Tech in 2014, finishing with 42 tackles (16 for loss) with 10 sacks, 13 hurries, two pass deflections, one forced fumble, one fumble recovery and one interception. Named Most Valuable Player in the Zaxby's Heart of Dallas Bowl after collecting 4.5 sacks and 5.5 tackles for loss against his former Illinois team... Was an Honorable Mention All-Big Ten selection at Illinois in 2013 after starting all 12 games and collecting 40 tackles (12 for loss) with 3.5 sacks, five hurries, two pass breakups, two forced fumbles, two fumble recoveries and a safety... Played in 10 games with two starts for Illinois in 2012, collecting 18 tackles, one forced fumble and one fumble recovery... Played in 13 games with two starts as a redshirt freshman in 2011. Collected 23 tackles (two for a loss) with a sack... Redshirted at Illinois in 2010.

PERSONAL

Attended St. Paul's H.S. in Covington, La., where he was named LHSAA 5A Defensive Player of the Year, All-State and New Orleans All-Metro in 2009... Led team to 10-2 record and a district title that season, racking up 12 sacks and 16 tackles for loss as a senior defensive end... Was rated a three-star prospect by both Rivals.com and Scout.com, and an All-Region selection by Rivals.com... Also played baseball and ran track in high school... Received bachelor's degree in community health from Illinois before transferring to Louisiana Tech... Earned master's degree in Psychology from Louisiana Tech... Was a two-time Academic All-Big Ten Selection... Full name: William Houston Bates... Son of John and Fran Heaton... Born Dec. 20, 1991.



REGGIE BELL

WIDE RECEIVER
5-11 | 201
DOB: 5/6/92



ROOKIE
SAN DIEGO
MANTECA (CALIF.) H.S.

TRANSACTIONS

Originally entered the NFL with the Washington Redskins as a college free agent on May 6, 2015.

COLLEGE

Played collegiately at San Diego from 2010-14, finishing his college career ranking seventh all-time in school history in receptions (172), fourth in receiving yards (2,729) and seventh in touchdown receptions (24) in 44 games played... Earned second-team all-conference from the Pioneer Football League as a senior in 2014 after catching 40 passes for 779 yards with seven touchdowns... As a junior in 2013, hauled in a team-best 65 receptions for 1,050 yards with nine touchdowns, earning the Toreros' Offensive Most Valuable Player award and All-PFL First Team honors... Appeared in 10 games with seven starts in 2012, ranking second on the team with 47 receptions for 736 yards with a team-high six touchdowns... Redshirted in 2011... Appeared in all 11 games as a freshman in 2010, recording 20 receptions for 159 yards.

PERSONAL

Attended Manteca (Calif.) H.S., where he was named all-area, all-league, all-section and all-district as a senior in addition to garnering Comcast State Player of the Year honors... Recorded 1,090 all-purpose yards with nine receiving touchdowns and five punt returns for scores as a senior... Also lettered in basketball... Majored in marketing... Parents are Sydne Berry and Reginald C. Bell... Born May 6, 1992.



TAKOBY COFIELD

TACKLE
6-1 | 310
DOB: 1/22/92



ROOKIE
DUKE
TARBORO (N.C.) H.S.

TRANSACTIONS

Originally entered the NFL with the Washington Redskins as a college free agent on May 8, 2015.

COLLEGE

Played collegiately at Duke, where he played in 51 career games, starting the final 42 consecutive contests at left tackle... As a senior in 2014, earned third-team All-ACC honors after starting all 13 games for an offense that ranked first in the ACC in sacks allowed per passing attempt and second in sacks allowed per game... Started all 14 games as a junior in 2013, helping Duke set school single-season records for first downs, offensive yards and points... In 2012, started all 13 games as a sophomore and helped the Blue Devils become the second team in ACC history to have two 1,000-yard receivers in the same season... Played in 10 games with two starts as a freshman in 2011... Redshirted in 2010.

PERSONAL

Attended Tarboro (N.C.) H.S., where he helped Tarboro to a three-year record of 36-8, including a 15-1 record and the 2-A state title in 2009... Was a three-year letterman in football in addition to participating in track and field... Was an All-Southern selection by the Orlando Sentinel and first team 2-A all-state pick by NCPreps.com in 2009... Participated in the Shrine Bowl of the Carolinas in 2009... Graduated from Duke in December 2014 with a degree in African and African-American Studies and a minor in education... In May, 2012, joined nine teammates on a mission trip to Langano, Ethiopia for water well-digging project... Son of Ava and Toney Cofield... Born Jan. 22, 1992.

COREY CRAWFORD

DEFENSIVE END
6-5 | 299
DOB: 12/1/91



ROOKIE
CLEMSON
G.W. CARVER H.S. (COLUMBUS, GA.)



TRANSACTIONS

Originally entered the NFL with the Washington Redskins as a college free agent on May 7, 2015.

COLLEGE

Played collegiately at Clemson from 2011-14, appearing in 51 games with 35 starts and posting 155 tackles (25.5 for loss), six sacks, one interception, eight pass breakups, two forced fumbles and two fumbles recovered in his career... Played 11 games with 10 starts as a senior in 2014, contributing 27 tackles (seven for loss), two sacks and one pass breakup... Was an Honorable Mention All-ACC selection as a junior in 2013, contributing 52 tackles (10.5 for loss), three sacks, one interception and two forced fumbles in 13 games with 12 starts... Started all 13 games as a sophomore in 2012, posting 47 tackles, (six for loss), one sack and a team-high two fumbles recovered... Appeared in 14 games as a freshman in 2011, adding 29 tackles (two for loss).

PERSONAL


Attended G.W. Carver H.S. in Columbus, Ga., and also played at Hargrave Military Academy in 2010, where he had four sacks in two games against Fork Union along with an interception and a touchdown off a blocked punt... Rated as the No. 1 prep school player in the nation by 247Sports.com after his season at Hargrave... Named Atlanta Journal-Constitution Defensive Player of the Year and Columbus Ledger Defensive Player of the Year after his senior season at Carver... Ranked the No. 20 defensive end in the nation and No. 30 player in Georgia by Rivals.com... Was first-team AAA all-state by Georgia Sportswriters Association and a first-team all-region selection after posting 87 tackles, 16 sacks, two recovered fumbles, two interceptions and two returns for touchdowns as a senior... Participated in 2015 Senior Bowl... Graduated in December 2014 with a degree in parks, recreation & tourism management... Son of the late Alesia Davis, whom he honored during Clemson's Breast Cancer Awareness week... Born Dec. 1, 1991.

DYSHAWN DAVIS

LINEBACKER
6-2 | 227
DOB: 7/14/92



ROOKIE
SYRACUSE
WOODBURY (N.J.) H.S.



TRANSACTIONS

Originally entered the NFL with the Washington Redskins as a college free agent on May 7, 2015.

COLLEGE

Played collegiately at Syracuse from 2011-14, starting 47 of the 49 games in which he played... Registered 252 tackles (157 solo), seven sacks and one interception in his career, also ranking sixth in Syracuse history in career tackles for loss (37.5). Started all 12 games as a senior in 2014, posting a career-best 71 tackles (53 solo) and three forced fumbles... As a junior in 2013, started all 12 games and recorded 49 tackles (33 solo), two sacks and a forced fumble... Started all 13 games in 2012, contributing 69 tackles (44 solo, 13 for loss) with one sack, an interception and a 52-yard fumble return for touchdown... Played in all 12 games with 10 starts as a freshman in 2010, leading the Orange with 10.5 tackles for a loss among his 43 tackles. Also added four sacks.

PERSONAL

Attended Woodbury (N.J.) H.S., which he led to the 2009 Colonial Conference Patriot Division title and the South Jersey Group 1 title and an 11-1 record as a senior captain... Was a 2009 All-South Jersey first-team selection and a two-time All-Colonial Conference honoree... Finished his four-year Woodbury career with 199 receptions for 1,400 yards and also lettered in basketball, baseball and track & field... Played one season at the Milford Academy in 2010, converting from receiver to safety and recording 35 tackles, one sack, one interception, four pass breakups, three fumble recoveries and three defensive touchdowns... Earned Defensive MVP honors in the 2015 Gridiron Showcase... Majored in child and family studies... Son of Donte Pettit and Shonda Davis... Born July 14, 1992.


QUINTON DUNBAR

WIDE RECEIVER
6-2 | 201
DOB: 7/22/92



ROOKIE
FLORIDA

BOOKER T. WASHINGTON H.S. (MIAMI, FLA.)



TRANSACTIONS


Originally entered the NFL with the Washington Redskins as a college free agent on May 11, 2015.

COLLEGE

Played collegiately at Florida from 2010-14, playing in 49 games with 33 starts and recording 111 career receptions for 1,500 yards with eight touchdowns... As a senior in 2014, started eight of the 11 games in which he appeared, finishing second on the team with 21 receptions for 353 yards with two touchdowns... Started all 12 games as a junior in 2013, ranking second on the team with 40 catches for 548 yards... Played in 13 games, starting eight, as a sophomore in 2012, catching 36 passes for 383 yards and a team-high four touchdown receptions... As a freshman in 2011, started five of the 12 games in which he played, recording 14 receptions for 216 yards with two touchdowns... Made collegiate debut vs. Miami University in 2010 before redshirting.

PERSONAL

Attended Booker T. Washington H.S. in Miami, where he was rated a four-star prospect and the No. 24 wide receiver in the country by Rivals.com... Recorded more than 500 receiving yards as a senior a year after catching 39 passes for 703 yards and seven touchdowns during his junior season... Named All-Dade First Team wide receiver in 2008... Received FSWA 4A All-State Honorable Mention in 2008... Son of Twanette Dunbar... Born July 22, 1992.



TAJH HASSON

CORNERBACK
6-1 | 195
DOB: 6/12/92



ROOKIE
UNLV
CATHEDRAL H.S. (LOS ANGELES, CALIF.)

TRANSACTIONS


Originally entered the NFL with the Washington Redskins as a college free agent on May 28, 2015.

COLLEGE

Played collegiately at UNLV from 2010-14, appearing in 51 career games for the Rebels. Recorded 159 career tackles (119 solo) with 19 passes defended, five forced fumbles, three interceptions and a sack... Started all 13 games as a senior in 2014, contributing 47 total tackles and three pass breakups... As a junior in 2013, started all 13 games and posted a career-high 49 total tackles while leading the Mountain West Conference with four forced fumbles... Played in 13 games with eight starts as a sophomore in 2012, recording five pass breakups on the year and pulling in his first career interception vs. Washington State... Played in 12 games as a freshman in 2011, making one start at safety... Redshirted in 2010.

PERSONAL

Attended Cathedral H.S. in Los Angeles, where he earned All-Del Rey League honors as a senior... Helped the Phantoms post an 11-2 record and reach the CIF semifinals as a senior... Recorded 27 tackles, one sack and five pass breakups in 2009... Also lettered in track and field, competing in the 200 and 400 meters as well as the 4x100 and 4x400 relays... Majored in interdisciplinary studies... Son of Yolanda Horn and Anthony Hasson... Welcomed a son, Tajh Anthony Jr., on February 2013... Has four brothers: Tim, Titus, Sameh and Anthony... Full name: Tajh Anthony Hasson... Born June 12, 1992.



TONY JONES

WIDE RECEIVER
5-11 | 201
DOB: 3/21/92



ROOKIE
NORTHWESTERN
GRAND BLANC (MICH.) H.S.

TRANSACTIONS


Originally entered the NFL with the Washington Redskins as a college free agent on May 6, 2015.

COLLEGE

Played collegiately at Northwestern from 2010-14, appearing in 43 games with 32 starts and posting 130 career receptions for 1,445 yards with 10 touchdowns. Also added 13 career punt returns for 137 yards with a touchdown and seven kickoff returns for 167 yards... Caught 35 passes for 323 yards and a touchdown as a senior in 2014. Also returned a punt 64 yards for a touchdown against Purdue... Led Wildcats with 55 receptions for 630 yards and four touchdowns in 2013... As a sophomore in 2012, led Northwestern with four receiving touchdowns among his 29 receptions for 335 yards in 13 games... Redshirted with a knee injury in 2011... Was one of five true freshmen to play for Northwestern in 2010, recording 11 catches for 157 yards and a touchdown in eight games.

PERSONAL

Attended Grand Blanc (Mich.) H.S., where he was an AP Division I first-team selection, first-team all-conference, Detroit Free Press All-State Dream Team and Flint Journal All-Area selection as a senior... In three seasons, caught 167 passes for 2,333 yards and 24 touchdowns... Helped the Bobcats to a 9-0 regular season, which included a conference and division title as a team captain in 2009... Ranked 21st among all players in Michigan by Rivals.com and 18th among all players in the state by SuperPrep... Named first-team all-conference as a sophomore, the first sophomore to be honored as such in their league... Also lettered in basketball and track... Ran a school-record 100-meter dash (10.51) in the 2010 Regional finals and was all-state in the 100-meter dash, 400-meter relay and the 60-meter dash... Ran a school-record 42.4 seconds in the 400-meter relay (previous record-holder was eventual Heisman Trophy winner Mark Ingram)... Majored in in learning and organizational change... Native of Flint, Mich... Son of Abdul and Matika Fisher, and Tony Jones, Sr.... Born March 21, 1992.



TY LONG

KICKER
6-2 | 205
DOB: 4/6/93



ROOKIE
ALABAMA-BIRMINGHAM
ROSWELL (GA.) H.S.

TRANSACTIONS

Originally entered the NFL with the Washington Redskins as a college free agent on May 7, 2015.

COLLEGE

Played collegiately at UAB, kicking in 48 games across the 2011-14 seasons. Converted 59-of-77 field goals and 159 PATs for 322 points during his college career and also punted five times for an average of 39.2 yards per punt... His 59 made field goals are a UAB record... Converted 13-of-17 field goal attempts as a senior in 2014... In 2013, finished season 16-of-24 on field goal attempts, with five of his misses coming from 47 yards or beyond. Was perfect on PATs, converting all 35 attempts... Ranked second in Conference USA (to only Groza Award winner Cairo Santos) in field goal accuracy at 82.4 percent in 2012, making 14-of-17 field goal attempts and making a school-record 54-yard field goal at Ohio State... Hit 16-of-19 field goals and 24-of-25 PATs as a freshman in 2011.

PERSONAL

Attended Roswell (Ga.) H.S., where he connected on 14-of-21 field goals with a 52-yard game-winner on the final play of a victory in first round of Class 6-AAAAA state playoffs... Recorded 61 touchbacks on 65 kickoffs... Also handled punting duties, averaging 45.0 yards per punt on 38 punts... Named to the 2010 High School All-American Team by Kohl's Professional Kicking Camp... Named first-team All-Region 6-AAAAA by Georgia High School Football Daily and also tabbed to All-North Fulton Team by Atlanta Journal-Constitution... Majored in industrial distribution... Son of Gale and Gary Long... Born April 6, 1993.



DEVIN MAHINA

TIGHT END
6-6 | 250
DOB: 1/6/89



ROOKIE
BRIGHAM YOUNG
UPLAND (CALIF.) H.S.

TRANSACTIONS

Originally entered the NFL with the Washington Redskins as a college free agent on May 6, 2015.

COLLEGE

Played collegiately at BYU from 2010-14, appearing in 44 games and catching 46 career passes for 554 yards and five touchdowns... Recorded a career-best 244 receiving yards and 20 receptions with three touchdowns as a senior in 2014. Received 2014 FBS All-Independent Team honorable mention... Caught seven passes for 64 yards in 10 games as a junior in 2013... Recorded eight receptions as a sophomore in 2012, gaining 128 yards and scoring two touchdowns... Redshirted with a neck injury in 2011... As a freshman in 2010, posted 11 receptions for 118 yards in 12 games.

PERSONAL

Attended Upland (Calif.) H.S., where he was an All-CIF performer and the 11th-ranked tight end by Rivals.com... Averaged 19.6 yards per reception as a high school senior... Was also credited with 36 tackles (21 solo), six sacks, two safeties, a blocked field goal and a blocked punt... Participated in the 2015 Senior Bowl and the 2015 NFLPA Bowl... Majored in communications... Eagle Scout... Served an LDS mission to Antananarivo, Madagascar and speaks Malagasy... Married to wife, Lindsay... Son of Lisa and the late BSC Mahina... Born Jan. 6, 1989.



DASMAN MCCULLUM

LINEBACKER
6-4 | 242
DOB: 4/14/92



ROOKIE
SOUTHERN MISS
WEST JONES H.S. (LAUREL, MISS.)

TRANSACTIONS

Originally entered the NFL with the Washington Redskins as a college free agent on May 18, 2015.

COLLEGE

Played collegiately at Southern Miss from 2010-14... Was a Phil Steele third-team All-Conference USA selection as a senior in 2014 after collecting 61 tackles (13 for loss), a team-high 4.5 sacks, four forced fumbles, one fumble recovery, one interception and a blocked extra point... Played in all 12 games as a junior, recording 37 tackles with a team-best 10.5 for loss. Also registered 2.5 sacks and four fumble recoveries... Suffered a season-ending injury in Week 1 against Nebraska during his redshirt sophomore season in 2012... Saw action in all 14 games as a redshirt freshman in 2011, tallying 22 tackles (two for loss) with a blocked field goal and a half-sack... Redshirted in 2010.

PERSONAL

Attended West Jones H.S. in Laurel, Miss., where he was named a first-team 5A All-State selection at defensive end by the Mississippi Association of Coaches... Named one of the Sun Herald's top 30 prospects and the Clarion Ledger's top 40 prospects for the state of Mississippi... Earned second-team All-State honors from the Clarion-Ledger... Named Laurel Leader-Call Defensive Player of the Year and Region 3, 5A Player of the Year... Tallied 45 tackles, three sacks, four fumble recoveries, one forced fumble and an interception as a senior and played in the 61st Bernard Blackwell All-Star Football Classic... Also played basketball, earning All-State, All-Region, All-District and Team MVP accolades... Majored in sport management... Full name: Dasman Ramon McCullum... Son of Michael and Janice McCullum. Has three brothers - Roderick, Michael and Julius - and two sisters - Michelle and Janetta... Mother, Janice, played basketball at William Carey University... Born April 14, 1992.



TERRANCE PLUMMER

LINEBACKER
5-11 | 231
DOB: 6/20/93



ROOKIE
CENTRAL FLORIDA
ORANGE PARK (FLA.) H.S.

TRANSACTIONS

Originally entered the NFL with the Washington Redskins as a college free agent on May 7, 2015.

COLLEGE

Played collegiately at UCF from 2011-14, playing in 51 games with 38 starts. Recorded 334 career tackles (177 solo, 30.5 for loss), 6.5 sacks, four interceptions, four forced fumbles and four fumble recoveries... Earned first-team All-AAC honors after playing in 13 games with 12 starts as a senior in 2014. Voted team captain and named the squad's Most Valuable Player for a season in which he led the team with 99 tackles, 4.0 sacks, two forced fumbles, two fumble recoveries and one interception... As a junior in 2013, earned All-American Athletic Conference First Team and SI.com Honorable Mention All-American honors after starting all 13 games on UCF's 12-1 Fiesta Bowl championship team. Led the Knights with 110 tackles and notched 2.5 sacks, two interceptions and two forced fumbles and was named Defensive MVP of the 2014 Fiesta Bowl... Started 12 of the 14 games in which he appeared in 2012, leading all UCF linebackers with 108 tackles... As a true freshman in 2010, played in 11 games with one start and recorded 17 tackles (12 solo).

PERSONAL

Attended Orange Park (Fla.) H.S., where he helped lead the Raiders to a Class 6A Region I District 1 title and berth in the state regional final round... As a senior, amassed 110 tackles, five sacks, two pass deflections, two fumble recoveries and one forced fumble... Led team in tackling for three straight seasons and also had eight career rushing touchdowns... Nominee for 2010 Florida Class 6A Mr. Football Award... Received All-First Coast, all-conference and all-county recognition throughout his high school career... Rated with three stars by Rivals.com, ESPN and Scout... Also lettered three years in basketball... Participated in the 2015 Senior Bowl... Majored in sport and exercise science... Son of Beatrice Plummer... Born June 20, 1993.



TREY WILLIAMS

RUNNING BACK
5-7 | 195
DOB: 12/11/92



ROOKIE
TEXAS A&M
DEKANEY H.S. (HOUSTON, TEXAS)

TRANSACTIONS

Originally entered the NFL with the Washington Redskins as a college free agent on May 6, 2015.

COLLEGE

Played collegiately at Texas A&M from 2012-14, rushing for 1,343 yards on 204 career carries (6.6 avg.) with 18 touchdowns in 36 games for the Aggies. Also recorded 38 career receptions for 330 yards with one receiving touchdown... Led team in rushing in 2014 with 474 yards and six touchdowns on 70 carries. Was second on the team with 851 all-purpose yards, also adding 14 catches for 59 yards and 318 return yards on 13 kickoff returns... Recorded 407 rushing yards and caught 10 passes for 54 receiving yards as a sophomore in 2013. Amassed 706 kick return yards including a 97-yarder vs. Mississippi State... Saw action in all 13 games as a true freshman in 2012, posting 376 yards and five touchdowns on 65 carries, 12 receptions for 171 yards, and 25 kickoff returns for 557 yards. Named to Freshman All-SEC team.

PERSONAL

Attended Dekaney H.S. in Houston, where he finished his high school career with 8,110 yards and 86 touchdowns on 935 carries... Earned All-American status from Parade, Sports Illustrated, SuperPrep and was named a U.S. Army All-American... Earned Class 5A Offensive Player of the Year honors and was named to first-team All-State... Earned All-Greater Houston Offensive Player of the Year from the Houston Chronicle... Finished senior season with 447 carries for 3,890 yards and 48 touchdowns. A year earlier, rushed for 2,290 yards and 20 touchdowns on 251 carries, which earned him Class 5A second-team All-State honors and the District 13-5A MVP award... As a sophomore, rushed for 1,930 yards and 18 scores and was named Newcomer of the Year in District 13-5A... Ranked No. 15 nationally and the No. 3 running back by Rivals.com as a five-star recruit by Rivals.com... Majored in agriculture leadership and development... Son of Phillip and Donna Williams... Born Dec. 11, 1992.

2015 ROSTER

ALPHABETICAL ROSTER

NO.	LAST	FIRST	POS	HT	WT	D.O.B.	EXP.	COLLEGE	HS HOMETOWN	HOW ACQ.
39	Amerson	David	CB	6-1	205	12/8/91	3	North Carolina State	Greensboro, N.C.	D2-'13
92	Baker	Chris	DL	6-2	325	10/8/87	4	Hampton	Windsor, Conn.	FA-'11
45	R Bates	Houston	LB	6-3	250	12/20/91	R	Louisiana Tech	Covington, La.	CFA-'15
18	Bell	Reggie	WR	5-11	201	5/6/92	R	San Diego	Manteca, Calif.	CFA-'15
26	Breeland	Bashaud	CB	5-11	197	1/30/92	2	Clemson	Allendale, S.C.	D4-'14
45	W Campbell	Jordan	FB	5-11	240	6/29/88	1	New Mexico Highlands	Norco, Calif.	FA-'15
69	Cofield	Takoby	T	6-4	310	1/22/92	R	Duke	Tarboro, N.C.	CFA-'15
68	Compton	Tom	T	6-5	308	5/10/89	3	South Dakota	Rosemount, Minn.	D6b-'12
51	Compton	Will	LB	6-1	230	9/19/89	2	Nebraska	Bonne Terre, Mo.	CFA-'13
8	Cousins	Kirk	QB	6-3	202	8/19/88	4	Michigan State	Holland, Mich.	D4a-'12
95	Crawford	Corey	DE	6-5	299	12/1/91	R	Clemson	Columbus, Ga.	CFA-'15
35	Cromartie-Smith	DaMon	S	6-2	203	2/17/87	2	UTEP	Riverside, Calif.	FA-'14
80	Crowder	Jamison	WR	5-8	185	6/17/93	R	Duke	Monroe, N.C.	D4a-'15
29	Culliver	Chris	CB	6-0	199	8/17/88	5	South Carolina	Garner, N.C.	UFA (SF)-'15
47	Davis	Akeem	S	6-1	200	12/25/89	2	Memphis	Laurel, Miss.	FA-'14
48	Davis	Dyshawn	LB	6-2	227	7/14/92	R	Syracuse	Woodbury, N.J.	CFA-'15
58	Davis	Ja'Gared	LB	6-0	238	9/11/90	2	SMU	Crockett, Texas	PS (KC)-'14
83	Dixon	Chase	TE	6-5	240	5/30/91	1	Central Arkansas	Fort Smith, Ark.	FA-'14
17	Dunbar	Quinton	WR	6-2	201	7/22/92	R	Florida	Miami, Fla.	CFA-'15
2	Forbath	Kai	K	5-11	197	9/2/87	4	UCLA	Sherman Oaks, Calif.	FA-'12
88	Garçon	Pierre	WR	6-0	216	8/8/86	8	Mount Union	Greenacres, Fla.	UFA (IND)-'12
38	Goldson	Dashon	S	6-2	200	9/18/84	9	Washington	Harbor City, Calif.	T (TB)-'15
64	Golston	Kedric	DE	6-4	318	5/30/83	10	Georgia	Tyrone, Ga.	D6-'06
14	Grant	Ryan	WR	6-0	193	12/19/90	2	Tulane	Beaumont, Texas	D5-'14
10	Griffin III	Robert	QB	6-2	222	2/12/90	4	Baylor	Copperas Cove, Texas	D1-'12
23	Hall	DeAngelo	CB	5-10	198	11/19/83	12	Virginia Tech	Chesapeake, Va.	FA-'08
87	Hamm	Je'Ron	TE	6-3	236	6/15/92	1	Louisiana-Monroe	Leesville, La.	FA-'14
32	R Hasson	Tajh	CB	6-1	195	6/12/92	R	UNLV	Los Angeles, Calif.	CFA-'15
97	Hatcher	Jason	DE	6-6	299	7/13/82	10	Grambling State	Jena, La.	UFA (DAL)-'14
55	Hayward	Adam	LB	6-1	240	6/23/84	9	Portland State	Westminster, Calif.	UFA (TB)-'14
59	Highsmith	Alonzo	LB	6-0	240	11/21/89	1	Arkansas	Missouri City, Texas	FA-'15
37	W Hill	Michael	RB	5-10	210	8/14/89	2	Missouri Western State	St. Joseph, Mo.	FA-'14
24	Ihenacho	Duke	S	6-1	207	6/16/89	4	San Jose State	Gardena, Calif.	W (DEN)-'14
11	Jackson	DeSean	WR	5-10	178	12/1/86	8	California	Long Beach, Calif.	FA-'14
30	R Jarrett	Kyshoen	S	5-10	200	5/4/93	R	Virginia Tech	East Stroudsburg, Pa.	D6a-'15
99	Jean Francois	Ricky	DE	6-3	297	11/23/86	7	Louisiana State	Carol City, Fla.	FA-'15
53	Jeffcoat	Jackson	LB	6-3	253	12/26/90	2	Texas	Plano, Texas	FA-'14
20	Johnson	Jeron	S	5-10	212	6/12/88	5	Boise State	Compton, Calif.	UFA (SEA)-'15
31	W Jones	Matt	RB	6-2	231	3/7/93	R	Florida	Seffner, Fla.	D3-'15
13	Jones	Tony	WR	5-11	201	3/21/92	R	Northwestern	Grand Blanc, Mich.	CFA-'15
73	Kearse	Frank	DE	6-5	310	10/28/88	4	Alabama A&M	Savannah, Ga.	FA-'14
91	Kerrigan	Ryan	LB	6-4	260	8/16/88	5	Purdue	Muncie, Ind.	D1-'11
98	Knighton	Terrance	NT	6-3	354	7/4/86	7	Temple	Windsor, Conn.	UFA (DEN)-'15
74	Kouandjio	Arie	G	6-5	310	4/23/92	R	Alabama	Hyattsville, Md.	D4b-'15
63	Larsen	Tyler	C	6-4	315	7/8/91	1	Utah State	Sandy, Utah	FA-'15
77	Lauvao	Shawn	G	6-3	315	10/26/87	6	Arizona State	Honolulu, Hawaii	UFA (CLE)-'14
67	LeRibeus	Josh	G	6-2	315	7/2/89	4	SMU	Richardson, Texas	D3-'12
78	Lichtensteiger	Kory	C	6-2	296	3/22/85	7	Bowling Green	Convoy, Ohio	FA-'10
15	Lockett	Colin	WR	5-11	188	4/5/91	1	San Diego State	Diamond Bar, Calif.	FA-'14
61	Long	Spencer	G	6-5	311	11/8/90	2	Nebraska	Elkhorn, Neb.	D3b-'14
3	Long	Ty	K	6-2	205	4/6/93	R	Alabama-Birmingham	Roswell, Ga.	CFA-'15
89	Mahina	Devin	TE	6-6	250	1/6/89	R	Brigham Young	Upland, Calif.	CFA-'15
16	McCoy	Colt	QB	6-1	215	9/5/86	6	Texas	Tuscola, Texas	UFA (SF)-'14
96	McCullum	Dasman	LB	6-4	242	4/14/92	R	Southern Miss	Laurel, Miss.	CFA-'15
37	R Mitchel	Tevin	CB	6-0	190	8/3/92	R	Arkansas	Mansfield, Texas	D6b-'15
46	Morris	Alfred	RB	5-10	224	12/12/88	4	Florida Atlantic	Pensacola, Fla.	D6a-'12
76	Moses	Morgan	T	6-6	318	3/3/91	2	Virginia	North Chesterfield, Va.	D3a-'14
93	Murphy	Trent	LB	6-5	258	12/20/90	2	Stanford	Phoenix, Ariz.	D2-'14
79	W Nsekhe	Ty	OL	6-8	325	10/27/85	1	Texas State	Arlington, Texas	FA-'15

2015 ROSTER

ALPHABETICAL ROSTER (CONT.)

NO.	LAST	FIRST	POS	HT	WT	D.O.B.	EXP.	COLLEGE	HS HOMETOWN	HOW ACQ.
90	Paea	Stephen	DL	6-1	300	5/11/88	5	Oregon State	Provo, Utah	UFA (CHI)-'15
84	Paul	Niles	TE	6-1	241	8/9/89	5	Nebraska	Omaha, Neb.	D5b-'11
82	Paulsen	Logan	TE	6-5	261	2/26/87	6	UCLA	West Hills, Calif.	CFA-'10
40	Plummer	Terrance	LB	5-11	231	6/20/93	R	Central Florida	Orange Park, Fla.	CFA-'15
72	Powe	Jerrell	NT	6-2	331	3/15/87	4	Mississippi	Waynesboro, Miss.	FA-'15
66	Quigley	Bryce	T	6-4	302	6/26/92	1	San Diego State	Apple Valley, Calif.	FA-'15
32	W Redd, Jr.	Silas	RB	5-10	200	3/1/92	2	Southern California	Stamford, Conn.	CFA-'14
86	Reed	Jordan	TE	6-2	237	7/3/90	3	Florida	New London, Conn.	D3-'13
62	Reiter	Austin	C	6-3	296	11/27/91	R	South Florida	Bradenton, Fla.	D7-'15
56	Riley, Jr.	Perry	LB	6-0	238	5/3/88	6	Louisiana State	Stone Mountain, Ga.	D4-'10
12	Roberts	Andre	WR	5-11	187	1/9/88	6	The Citadel	Columbia, S.C.	UFA (ARI)-'14
79	R Robertson	Travian	DL	6-4	304	12/9/88	4	South Carolina	Laurinburg, N.C.	W (SEA)-'14
52	Robinson	Keenan	LB	6-3	238	7/7/89	4	Texas	Plano, Texas	D4b-'12
34	Robinson	Trenton	S	5-9	195	2/16/90	4	Michigan State	Bay City, Mich.	FA-'13
25	R Rogers	Justin	CB	5-11	181	1/16/88	4	Richmond	Baton Rouge, La.	FA-'14
19	Ross	Rashad	WR	6-0	181	2/2/90	1	Arizona State	Vallejo, Calif.	FA-'14
75	W Scherff	Brandon	T	6-5	319	12/26/91	R	Iowa	Denison, Iowa	D1-'15
94	Smith	Preston	LB	6-5	271	11/17/92	R	Mississippi State	Stone Mountain, Ga.	D2-'15
60	Smith	Willie	T	6-5	310	11/13/86	5	East Carolina	Kenly, N.C.	FA-'15
50	Spaight	Martrell	LB	6-0	236	8/5/93	R	Arkansas	Little Rock, Ark.	D5-'15
85	Spencer	Evan	WR	6-2	208	5/26/93	R	Ohio State	Vernon Hills, Ill.	D6c-'15
57	Sundberg	Nick	LS	6-0	264	7/29/87	6	California	Phoenix, Ariz.	FA-'10
41	Thomas	Phillip	S	6-0	223	3/1/89	3	Fresno State	Bakersfield, Calif.	D4-'13
75	R Thomas	Robert	NT	6-3	325	2/18/91	1	Arkansas	Muskogee, Okla.	CFA-'14
25	W Thompson	Chris	RB	5-8	193	10/20/90	2	Florida State	Madison, Fla.	D5a-'13
5	Way	Tress	P	6-1	215	4/18/90	2	Oklahoma	Tulsa, Okla.	W (CHI)-'14
71	Williams	Trent	T	6-5	337	7/19/88	6	Oklahoma	Longview, Texas	D1-'10
54	Williams	Trevardo	LB	6-1	237	12/31/88	2	Connecticut	Bridgeport, Conn.	FA-'14
30	W Williams	Trey	RB	5-7	195	12/11/92	R	Texas A&M	Houston, Texas	CFA-'15
31	R Wolfe	Trey	CB	5-11	193	10/24/88	1	Fort Valley State	Marietta, Ga.	FA-'14
36	Young	Darrel	FB	5-11	251	4/8/87	6	Villanova	Amityville, N.Y.	CFA-'09

A NOTE ON NAMES

Please include suffixes for the names of quarterback Robert Griffin III, running back Silas Redd, Jr. and linebacker Perry Riley, Jr. in first references when possible. In addition, for all text media, please include the cedilla on the "c" in the name of wide receiver Pierre Garçon. On a full keyboard, the ç character can be inserted by holding ALT while typing "0231" on the numpad.

PRONUNCIATION GUIDE

PLAYER PRONUNCIATION GUIDE

David Amerson	AM-urh-sun
Bashaud Breeland	BUSH-aud
Ja'Gared Davis	juh-GAIR-id
Kai Forbath	(rhymes with eye)
Pierre Garçon	Gar-SOAN
Kedric Golston	KEH-drick / GOAL-stun
Tajh Hasson	TAHHJ / HASS-in
Duke Ihenacho	EE-ah-NAH-cho
Kyshoen Jarrett	KY-shawn
Ricky Jean Francois	zhon fran-SWAH
Jeron Johnson	juh-RON
Frank Kearse	KEERse
Arie Kouandjio	R-ree / KWON-joe

PLAYER PRONUNCIATION GUIDE (cont.)

Shawn Lauvao	Lah-VOW
Josh LeRibeus	Luh-REE-bus
Kory Lichtensteiger	LICK-ten-STY-grr
Dasman McCullum	DAZ-mun
Ty Nsekhe	en-SECK-he
Stephen Paea	PIE-yah
Austin Reiter	RIGHT-er
Brandon Scherff	SCHER-eff
Martrell Spaight	SPAYT
Darrel Young	DUH-rell

COACH PRONUNCIATION GUIDE

Ben Kotwica	Cot-WEE-kuh
Dave Ragone	RUH-goan

2015 ROSTER

NUMERICAL ROSTER (AGES AS OF AUG. 1)

NO.	LAST	FIRST	POS	HT	WT	AGE	EXP.	COLLEGE	HS HOMETOWN	HOW ACQ.
2	Kai	Forbath	K	5-11	197	27	4	UCLA	Sherman Oaks, Calif.	FA-'12
3	Ty	Long	K	6-2	205	22	R	Alabama-Birmingham	Roswell, Ga.	CFA-'15
5	Tress	Way	P	6-1	215	25	2	Oklahoma	Tulsa, Okla.	W (CHI)-'14
8	Kirk	Cousins	QB	6-3	202	26	4	Michigan State	Holland, Mich.	D4a-'12
10	Robert	Griffin III	QB	6-2	222	25	4	Baylor	Copperas Cove, Texas	D1-'12
11	DeSean	Jackson	WR	5-10	178	28	8	California	Long Beach, Calif.	FA-'14
12	Andre	Roberts	WR	5-11	187	27	6	The Citadel	Columbia, S.C.	UFA (ARI)-'14
13	Tony	Jones	WR	5-11	201	23	R	Northwestern	Grand Blanc, Mich.	CFA-'15
14	Ryan	Grant	WR	6-0	193	24	2	Tulane	Beaumont, Texas	D5-'14
15	Colin	Lockett	WR	5-11	188	24	1	San Diego State	Diamond Bar, Calif.	FA-'14
16	Colt	McCoy	QB	6-1	215	28	6	Texas	Tuscola, Texas	UFA (SF)-'14
17	Quinton	Dunbar	WR	6-2	201	23	R	Florida	Miami, Fla.	CFA-'15
18	Reggie	Bell	WR	5-11	201	23	R	San Diego	Manteca, Calif.	CFA-'15
19	Rashad	Ross	WR	6-0	181	25	1	Arizona State	Vallejo, Calif.	FA-'14
20	Jeron	Johnson	S	5-10	212	27	5	Boise State	Compton, Calif.	UFA (SEA)-'15
23	DeAngelo	Hall	CB	5-10	198	31	12	Virginia Tech	Chesapeake, Va.	FA-'08
24	Duke	Ihenacho	S	6-1	207	26	4	San Jose State	Gardena, Calif.	W (DEN)-'14
25 R	Justin	Rogers	CB	5-11	181	27	4	Richmond	Baton Rouge, La.	FA-'14
25 W	Chris	Thompson	RB	5-8	193	24	2	Florida State	Madison, Fla.	D5a-'13
26	Bashaud	Breeland	CB	5-11	197	23	2	Clemson	Allendale, S.C.	D4-'14
29	Chris	Culliver	CB	6-0	199	26	5	South Carolina	Garner, N.C.	UFA (SF)-'15
30 R	Kyshoen	Jarrett	S	5-10	200	22	R	Virginia Tech	East Stroudsburg, Pa.	D6a-'15
30 W	Trey	Williams	RB	5-7	195	22	R	Texas A&M	Houston, Texas	CFA-'15
31 R	Trey	Wolfe	CB	5-11	193	26	1	Fort Valley State	Marietta, Ga.	FA-'14
31 W	Matt	Jones	RB	6-2	231	22	R	Florida	Seffner, Fla.	D3-'15
32 R	Tajh	Hasson	CB	6-1	195	23	R	UNLV	Los Angeles, Calif.	CFA-'15
32 W	Silas	Redd, Jr.	RB	5-10	200	23	2	Southern California	Stamford, Conn.	CFA-'14
34	Trenton	Robinson	S	5-9	195	25	4	Michigan State	Bay City, Mich.	FA-'13
35	DaMon	Cromartie-Smith	S	6-2	203	28	2	UTEP	Riverside, Calif.	FA-'14
36	Darrel	Young	FB	5-11	251	28	6	Villanova	Amityville, N.Y.	CFA-'09
37 R	Tevin	Mitchel	CB	6-0	190	22	R	Arkansas	Mansfield, Texas	D6b-'15
37 W	Michael	Hill	RB	5-10	210	25	2	Missouri Western State	St. Joseph, Mo.	FA-'14
38	Dashon	Goldson	S	6-2	200	30	9	Washington	Harbor City, Calif.	T (TB)-'15
39	David	Amerson	CB	6-1	205	23	3	North Carolina State	Greensboro, N.C.	D2-'13
40	Terrance	Plummer	LB	5-11	231	22	R	Central Florida	Orange Park, Fla.	CFA-'15
41	Phillip	Thomas	S	6-0	223	26	3	Fresno State	Bakersfield, Calif.	D4-'13
45 R	Houston	Bates	LB	6-3	250	23	R	Louisiana Tech	Covington, La.	CFA-'15
45 W	Jordan	Campbell	FB	5-11	240	27	1	New Mexico Highlands	Norco, Calif.	FA-'15
46	Alfred	Morris	RB	5-10	224	26	4	Florida Atlantic	Pensacola, Fla.	D6a-'12
47	Akeem	Davis	S	6-1	200	25	2	Memphis	Laurel, Miss.	FA-'14
48	Dyshawn	Davis	LB	6-2	227	23	R	Syracuse	Woodbury, N.J.	CFA-'15
50	Martrell	Spaight	LB	6-0	236	21	R	Arkansas	Little Rock, Ark.	D5-'15
51	Will	Compton	LB	6-1	230	25	2	Nebraska	Bonne Terre, Mo.	CFA-'13
52	Keenan	Robinson	LB	6-3	238	26	4	Texas	Plano, Texas	D4b-'12
53	Jackson	Jeffcoat	LB	6-3	253	24	2	Texas	Plano, Texas	FA-'14
54	Trevarde	Williams	LB	6-1	237	26	2	Connecticut	Bridgeport, Conn.	FA-'14
55	Adam	Hayward	LB	6-1	240	31	9	Portland State	Westminster, Calif.	UFA (TB)-'14
56	Perry	Riley, Jr.	LB	6-0	238	27	6	Louisiana State	Stone Mountain, Ga.	D4-'10
57	Nick	Sundberg	LS	6-0	264	28	6	California	Phoenix, Ariz.	FA-'10
58	Ja'Gared	Davis	LB	6-0	238	24	2	SMU	Crockett, Texas	PS (KC)-'14
59	Alonzo	Highsmith	LB	6-0	240	25	1	Arkansas	Missouri City, Texas	FA-'15
60	Willie	Smith	T	6-5	310	28	5	East Carolina	Kenly, N.C.	FA-'15
61	Spencer	Long	G	6-5	311	24	2	Nebraska	Elkhorn, Neb.	D3b-'14
62	Austin	Reiter	C	6-3	296	23	R	South Florida	Bradenton, Fla.	D7-'15
63	Tyler	Larsen	C	6-4	315	24	1	Utah State	Sandy, Utah	FA-'15
64	Kedric	Golston	DE	6-4	318	32	10	Georgia	Tyrone, Ga.	D6-'06
66	Bryce	Quigley	T	6-4	302	23	1	San Diego State	Apple Valley, Calif.	FA-'15
67	Josh	LeRibeus	G	6-2	315	26	4	SMU	Richardson, Texas	D3-'12
68	Tom	Compton	T	6-5	308	26	3	South Dakota	Rosemount, Minn.	D6b-'12

2015 ROSTER

NUMERICAL ROSTER (CONT.)

NO.	LAST	FIRST	POS	HT	WT	AGE	EXP.	COLLEGE	HS HOMETOWN	HOW ACQ.
69	Takoby	Cofield	T	6-4	310	23	R	Duke	Tarboro, N.C.	CFA-'15
71	Trent	Williams	T	6-5	337	26	6	Oklahoma	Longview, Texas	D1-'10
72	Jerrell	Powe	NT	6-2	331	28	4	Mississippi	Waynesboro, Miss.	FA-'15
73	Frank	Kearse	DE	6-5	310	26	4	Alabama A&M	Savannah, Ga.	FA-'14
74	Arie	Kouandjio	G	6-5	310	23	R	Alabama	Hyattsville, Md.	D4b-'15
75 R	Robert	Thomas	NT	6-3	325	24	1	Arkansas	Muskogee, Okla.	CFA-'14
75 W	Brandon	Scherff	T	6-5	319	23	R	Iowa	Denison, Iowa	D1-'15
76	Morgan	Moses	T	6-6	318	24	2	Virginia	North Chesterfield, Va.	D3a-'14
77	Shawn	Lauvao	G	6-3	315	27	6	Arizona State	Honolulu, Hawaii	UFA (CLE)-'14
78	Kory	Lichtensteiger	C	6-2	296	30	7	Bowling Green	Convoy, Ohio	FA-'10
79 R	Travian	Robertson	DL	6-4	304	26	4	South Carolina	Laurinburg, N.C.	W (SEA)-'14
79 W	Ty	Nsekhe	OL	6-8	325	29	1	Texas State	Arlington, Texas	FA-'15
80	Jamison	Crowder	WR	5-8	185	22	R	Duke	Monroe, N.C.	D4a-'15
82	Logan	Paulsen	TE	6-5	261	28	6	UCLA	West Hills, Calif.	CFA-'10
83	Chase	Dixon	TE	6-5	240	24	1	Central Arkansas	Fort Smith, Ark.	FA-'14
84	Niles	Paul	TE	6-1	241	25	5	Nebraska	Omaha, Neb.	D5b-'11
85	Evan	Spencer	WR	6-2	208	22	R	Ohio State	Vernon Hills, Ill.	D6c-'15
86	Jordan	Reed	TE	6-2	237	25	3	Florida	New London, Conn.	D3-'13
87	Je'Ron	Hamm	TE	6-3	236	23	1	Louisiana-Monroe	Leesville, La.	FA-'14
88	Pierre	Garçon	WR	6-0	216	28	8	Mount Union	Greensacres, Fla.	UFA (IND)-'12
89	Devin	Mahina	TE	6-6	250	26	R	Brigham Young	Upland, Calif.	CFA-'15
90	Stephen	Paea	DL	6-1	300	27	5	Oregon State	Provo, Utah	UFA (CHI)-'15
91	Ryan	Kerrigan	LB	6-4	260	26	5	Purdue	Muncie, Ind.	D1-'11
92	Chris	Baker	DL	6-2	325	27	4	Hampton	Windsor, Conn.	FA-'11
93	Trent	Murphy	LB	6-5	258	24	2	Stanford	Phoenix, Ariz.	D2-'14
94	Preston	Smith	LB	6-5	271	22	R	Mississippi State	Stone Mountain, Ga.	D2-'15
95	Corey	Crawford	DE	6-5	299	23	R	Clemson	Columbus, Ga.	CFA-'15
96	Dasman	McCullum	LB	6-4	242	23	R	Southern Miss	Laurel, Miss.	CFA-'15
97	Jason	Hatcher	DE	6-6	299	33	10	Grambling State	Jena, La.	UFA (DAL)-'14
98	Terrance	Knighton	NT	6-3	354	29	7	Temple	Windsor, Conn.	UFA (DEN)-'15
99	Ricky	Jean Francois	DE	6-3	297	28	7	Louisiana State	Carol City, Fla.	FA-'15

COACHING STAFF

Jay Gruden	Head Coach
Joe Barry	Defensive Coordinator
Ben Kotwica	Special Teams Coordinator
Sean McVay	Offensive Coordinator
Robb Akey	Defensive Line
Bradford Banta	Asst. Special Teams
Bill Callahan	Offensive Line
Matt Cavanaugh	Quarterbacks
Mike Clark	Strength & Conditioning
Shane Day	Asst. Offensive Line/Offensive Quality Control
Chad Englehart	Asst. Strength & Conditioning
Perry Fewell	Defensive Backs
Chad Grimm	Defensive Quality Control
Ike Hilliard	Wide Receivers
Randy Jordan	Running Backs
Paul Kelly	Director of Football Operations
Joe Kim	Asst. Strength & Conditioning/Skill Development
Bret Munsey	Asst. Special Teams/Special Projects
Kirk Olivadotti	Linebackers
Wes Phillips	Tight Ends
Aubrey Pleasant	Defensive Quality Control
Dave Ragone	Offensive Quality Control

2015 ROSTER

HOW THE REDSKINS WERE BUILT

YEAR	DRAFT/CFA	FREE AGENT	TRADE	WAIVERS	PRACTICE SQUAD SIGNING
	48	37	1	3	1
2006	DL Kedric Golston (6b)				
2008		CB DeAngelo Hall			
2009	FB Darrel Young (CFA)				
2010	T Trent Williams (1) LB Perry Riley, Jr. (4) TE Logan Paulsen (CFA)	C Kory Lichtensteiger LS Nick Sundberg			
2011	LB Ryan Kerrigan (1) TE Niles Paul (5b)	DL Chris Baker			
2012	QB Robert Griffin III (1) G Josh LeRibeus (3) QB Kirk Cousins (4a) LB Keenan Robinson (4b) RB Alfred Morris (6a) T Tom Compton (6b)	K Kai Forbath WR Pierre Garçon (UFA - IND)			
2013	CB David Amerson (2) TE Jordan Reed (3) S Phillip Thomas (4) RB Chris Thompson (5a) LB Will Compton (CFA)	S Trenton Robinson			
2014	LB Trent Murphy (2) T Morgan Moses (3a) G Spencer Long (3b) CB Bashaud Breeland (4) WR Ryan Grant (5) RB Silas Redd, Jr. (CFA) NT Robert Thomas (CFA)	S DaMon Cromartie-Smith S Akeem Davis TE Chase Dixon TE Je'Ron Hamm DE Jason Hatcher (UFA - DAL) LB Adam Hayward (UFA - TB) RB Michael Hill WR DeSean Jackson LB Jackson Jeffcoat DE Frank Kearse G Shawn Lauvao (UFA - CLE) WR Colin Lockett QB Colt McCoy (UFA - SF) WR Andre Roberts (UFA - ARI) CB Justin Rogers WR Rashad Ross LB Trevardo Williams CB Trey Wolfe	S Duke Ihenacho (DEN) DL Travian Robertson (SEA) P Tress Way (CHI)	LB Ja'Gared Davis (KC)	
2015	T Brandon Scherff (1) LB Preston Smith (2) RB Matt Jones (3) WR Jamison Crowder (4a) G Arie Kouandjio (4b) LB Martrell Spaight (5) S Kysheon Jarrett (6a) CB Tevin Mitchel (6b) WR Evan Spencer (6c) C Austin Reiter (7) LB Houston Bates (CFA) WR Reggie Bell (CFA) T Takoby Cofield (CFA) DE Corey Crawford (CFA)	FB Jordan Campbell CB Chris Culliver (UFA - SF) LB Alonzo Highsmith DE Ricky Jean Francois S Jeron Johnson (UFA - SEA) NT Terrance Knighton (UFA - DEN) C Tyler Larsen T Ty Nsekhe DL Stephen Paea (UFA - CHI) NT Jerrell Powe T Bryce Quigley T Willie Smith	S Dashon Goldson (TB)		

2014 STATISTICS

2014 (4-12) COACH JAY GRUDEN

Sept. 7	L	6-17	at Houston Texans	71,770
Sept. 14	W	41-10	Jacksonville Jaguars	80,037
Sept. 21	L	34-37	at Philadelphia Eagles	69,596
Sept. 25	L	14-45	New York Giants	80,573
Oct. 6	L	17-27	Seattle Seahawks	79,522
Oct. 12	L	20-30	at Arizona Cardinals	61,159
Oct. 19	W	19-17	Tennessee Titans	75,227
Oct. 27	W	20-17	at Dallas Cowboys	87,055
Nov. 2	L	26-29	at Minnesota Vikings	52,252
Nov. 16	L	7-27	Tampa Bay Buccaneers	77,442
Nov. 23	L	13-17	at San Francisco 49ers	70,799
Nov. 30	L	27-49	at Indianapolis Colts	65,352
Dec. 7	L	0-24	St. Louis Rams	71,120
Dec. 14	L	13-24	at New York Giants	77,628
Dec. 20	W	27-24	Philadelphia Eagles	78,897
Dec. 28	L	17-44	Dallas Cowboys	80,897

TOTAL FIRST DOWNS		Redskins	Opponents
Rushing		318	307
Passing		88	77
Penalty		186	195
3rd Down: Made/Att		44	35
3rd Down Pct.		62/197	89/207
4th Down: Made/Att		31.5	43.0
4th Down Pct.		4/16	5/9
POSSESSION AVG.		30:34	29:26
TOTAL NET YARDS		5738	5712
Avg. Per Game		358.6	357.0
Total Plays		1006	976
Avg. Per Play		5.7	5.9
NET YARDS RUSHING		1691	1722
Avg. Per Game		105.7	107.6
Total Rushes		401	421
NET YARDS PASSING		4047	3990
Avg. Per Game		252.9	249.4
Sacked/Yards Lost		58/414	36/241
Gross Yards		4461	4231
Attempts/Completions		547/364	519/345
Completion Pct.		66.5	66.5
Had Intercepted		18	7
PUNTS/AVERAGE		78/46.9	80/44.0
NET PUNTING AVG.		40.0	40.4
PENALTIES/YARDS		120/1130	144/1164
FUMBLES/LOST		31/13	26/12
TOUCHDOWNS		33	53
Rushing		15	11
Passing		18	35
Returns		0	7

SCORE BY PERIODS		Q1	Q2	Q3	Q4	OT	Pts
REDSKINS		53	94	78	73	3	301
Opponents		86	133	82	137	0	438

SCORING		TD	Ru	Pa	Rt	Pat	FG	S	TP
K.Forbath		0	0	0	0	31/32	24/27	0	103
A.Morris		8	8	0	0	0/0	0/0	0	48
D.Jackson		6	0	6	0	0/0	0/0	0	36
D.Young		5	3	2	0	0/0	0/0	0	30
P.Garcon		3	0	3	0	0/0	0/0	0	18
R.Helu		3	1	2	0	0/0	0/0	0	18
A.Roberts		2	0	2	0	0/0	0/0	0	12
N.Paul		1	0	1	0	0/0	0/0	0	6
L.Paulsen		1	0	1	0	0/0	0/0	0	6
C.McCoy		1	1	0	0	0/0	0/0	0	6
R.Griffin		1	1	0	0	0/0	0/0	0	6
C.Thompson		1	0	1	0	0/0	0/0	0	6
S.Redd		1	1	0	0	0/0	0/0	0	6
REDSKINS		33	15	18	0	31/32	24/27	0	301
Opponents		53	11	35	7	50/51	22/26	2	438

RUSHING		No.	Yds	Avg	Long	TD
A.Morris		265	1074	4.1	30	8
R.Helu		40	216	5.4	18	1
R.Griffin		38	176	4.6	23	1
S.Redd		16	75	4.7	14t	1
C.McCoy		16	66	4.1	20	1
D.Young		9	22	2.4	14	3
A.Roberts		2	21	10.5	19	0
K.Cousins		7	20	2.9	12	0
C.Thompson		3	12	4.0	7	0
D.Jackson		4	7	1.8	9	0
T.Way		1	2	2.0	2	0
REDSKINS		401	1691	4.2	30	15
Opponents		421	1722	4.1	65t	11

RECEIVING		No.	Yds	Avg	Long	TD
P.Garcon		68	752	11.1	70t	3
D.Jackson		56	1169	20.9	81t	6
J.Reed		50	465	9.3	30	0
R.Helu		42	477	11.4	55	2
N.Paul		39	507	13.0	50	1
A.Roberts		36	453	12.6	61	2
A.Morris		17	155	9.1	26	0
L.Paulsen		13	78	6.0	16t	1
D.Young		11	81	7.4	20t	2
S.Moss		10	116	11.6	19	0
S.Redd		8	107	13.4	37	0
R.Grant		7	68	9.7	21	0
C.Thompson		6	27	4.5	9t	1
A.Robinson		1	6	6.0	6	0
L.Hankerson		0	0	0	0	0
REDSKINS		364	4461	12.3	81t	18
Opponents		345	4231	12.3	79t	35

INTERCEPTIONS		No.	Yds	Avg.	Long	TD
B.Breeland		2	0	0.0	0	0
T.Robinson		1	14	14.0	14	0
J.Jeffcoat		1	9	9.0	9	0
R.Clark		1	8	8.0	8	0
G.Ducre		1	7	7.0	7	0
K.Robinson		1	0	0.0	0	0
REDSKINS		7	38	5.4	14	0
Opponents		18	245	13.6	39	2

PUNTING		No.	Yds	Avg	Net	TB	In	Long	Blk
T.Way		77	3659	47.5	40.0	7	22	77	1
REDSKINS		78	3659	46.9	40.0	7	22	77	1
Opponents		80	3522	44.0	40.4	4	39	61	0

PUNT RETURNS		Ret	FC	Yds	Avg	Lg	TD
A.Roberts		28	25	208	7.4	37	0
D.Jackson		1	2	0	0.0	0	0
REDSKINS		29	27	208	7.2	37	0
Opponents		42	10	397	9.5	78t	1

KICKOFF RETURNS		No.	Yds	Avg	Lg	TD
A.Roberts		30	710	23.7	45	0
N.Paul		2	36	18.0	20	0
S.Long		1	12	12.0	12	0
D.Young		1	10	10.0	10	0
L.Paulsen		1	10	10.0	10	0
A.Jordan		1	5	5.0	5	0
REDSKINS		36	783	21.8	45	0
Opponents		43	1111	25.8	102t	1

FIELD GOALS		1-19	20-29	30-39	40-49	50+
K.Forbath		0/0	11/ 11	6/ 7	7/ 8	0/ 1
REDSKINS		0/0	11/ 11	6/ 7	7/ 8	0/ 1
Opponents		0/0	4/ 5	12/ 14	5/ 6	1/ 1

PASSING		Att	Comp	Yds	Cmp%	Yds/Att	TD	TD%	Int	Int%	Long	Sack/Lost	Rating
R.Griffin III		456	274	3203	60.1%	7.0	16	3.5%	12	2.6%	62t	38/274	82.2
K.Cousins		155	81	854	52.3%	5.5	4	2.6%	7	4.5%	62	5/32	58.4
REDSKINS		611	355	4057	58.1%	6.6	20	3.3%	19	3.1%	62t	43/306	76.1
Opponents		514	337	4134	65.6%	8.0	29	5.6%	16	3.1%	57	36/238	96.1

2014 STATISTICS

2014 (4-12)

CONTINUED FROM PREVIOUS PAGE

OPPONENT FUMBLE RECOVERIES: R.Clark 2, D.Hall 1, J.Hatcher 1, B.Meriweather 1, D.Young 1, R.Kerrigan 1, N.Paul 1, T.Robinson 1, K.Robinson 1, P.Thomas 1, T.Murphy 1 Total: 12

FUMBLES LOST: R.Griffin 4, K.Cousins 2, A.Roberts 2, R.Helu 1, N.Paul 1, L.Paulsen 1, C.McCoy 1, J.Reed 1 Total: 13

SACKS: Ryan Kerrigan 13.5, Jason Hatcher 5.5, Brandon Meriweather 3.0, Frank Kears 3.0, Trent Murphy 2.5, Perry Riley, Jr. 2.0, Keenan Robinson 1.5, Trevarado Williams 1.0, Chris Baker 1.0, Barry Cofield, Jr. 1.0, Jackson Jeffcoat 1.0, Brian Orakpo 0.5, Ryan Clark 0.5

NOTABLE

Record (Finish): 4-12 (4th NFC East)

National Honors: S Ryan Clark, NFL Sportsmanship Award Nominee; RB Alfred Morris, Pro Bowl; LB Ryan Kerrigan, Media Good Guy Award; LB Keenan Robinson, Ed Block Courage Award Nominee; T Trent Williams, Pro Bowl; FB Darrel Young, Walter Payton Man of the Year Nominee

Starters: Offense: G Chris Chester (16), C Kory Lichtensteiger (16), RB Alfred Morris (16), G Shawn Lauvao (15), T Trent Williams (15), WR Pierre Garçon (14), WR DeSean Jackson (13), TE Logan Paulsen (12), FB Darrel Young (10), T Tom Compton (9), QB Robert Griffin III (7), TE Niles Paul (7), T Tyler Polumbus (7), QB Kirk Cousins (5), QB Colt McCoy (4), WR Andre Roberts (4), WR Ryan Grant (2), TE Jordan Reed (2), G Josh LeRibeus (1), T Morgan Moses (1)

Defense: LB Ryan Kerrigan (16), CB David Amerson (15), CB Bashaud Breeland (15), S Ryan Clark (15), DE Jarvis Jenkins (14), LB Perry Riley, Jr. (14), DE Jason Hatcher (13), LB Keenan Robinson (13), DL Chris Baker (12), S Brandon Meriweather (10), LB Trent Murphy (8), LB Brian Orakpo (7), LB Will Compton (5), S Phillip Thomas (4), DE Stephen Bowen (3), DL Barry Cofield, Jr. (3), CB DeAngelo Hall (3), CB E.J. Biggers (2), LB Jackson Jeffcoat (1), CB Chase Minnifield (1), CB Tracy Porter (1), S Trenton Robinson (1)

2014 DEFENSIVE STATISTICS (COACHES FILM)

Player	Total	Solo	Asst.	TFL	Sacks/Yds	QBP/H	Ints/Yds	PD	FF	FR	Safety	TDs
Ryan Clark	142	88	54	3	0.5/4.0	2	1/8	6	1	2	0	0
Keenan Robinson	134	83	51	6	1.5/16.0	10	1/0	4	0	1	0	0
Perry Riley	115	70	45	6	2.0/19.0	9	0	6	2	0	0	0
Ryan Kerrigan	73	58	15	16	13.5/89.5	37	0	0	4	1	0	0
David Amerson	71	64	7	1	0	0	0	10	0	0	0	0
Bashaud Breeland	71	60	11	3	0	2	2/0	17	2	0	0	0
Brandon Meriweather	68	47	21	6	3.0/27.0	5	0	4	3	1	0	0
Will Compton	61	36	25	2	0	3	0	1	0	0	0	0
Chris Baker	55	39	16	3	1.0/3.0	14	0	0	0	0	0	0
Jarvis Jenkins	52	36	16	3	0	5	0	0	0	0	0	0
Trent Murphy	50	29	21	5	2.5/16.0	16	0	1	2	1	0	0
Jason Hatcher	41	26	15	5	5.5/36.0	25	0	1	0	1	0	0
Phillip Thomas	33	20	13	0	0	0	0	0	0	1	0	0
E.J. Biggers	31	21	10	1	0	1	0	4	0	0	0	0
Brain Orakpo	28	18	10	1	0.5/5.5	9	0	1	0	0	0	0
Stephen Bowen	22	12	10	0	0	3	0	1	0	0	0	0
Frank Kears	21	15	6	3	3.0/16.0	13	0	0	0	0	0	0
DeAngelo Hall	19	13	6	0	0	0	0	0	1	1	0	0
Trenton Robinson	17	10	7	0	0	0	1/14	1	0	0	0	0
Barry Cofield	14	8	6	1	1.0/2.0	4	0	0	0	0	0	0
Clifton Geathers	12	7	5	1	0	0	0	0	0	0	0	0
Kedric Golston	11	6	5	0	0	3	0	0	0	0	0	0
Tracy Porter	7	4	3	0	0	0	0	1	0	0	0	0
Jackson Jeffcoat	6	2	4	1	1.0/2.0	1	1/9	1	0	0	0	0
Everette Brown	5	5	0	0	0	1	0	0	0	0	0	0
Bacarri Rambo	5	2	3	0	0	1	0	0	0	0	0	0
Gabe Miller	4	2	2	0	0	0	0	0	0	0	0	0
Chase Minnifield	3	3	0	0	0	0	0	0	0	0	0	0
Trevarado Williams	3	2	1	1	1.0/5.0	1	0	0	0	0	0	0
Greg Ducre	3	2	1	0	0	0	1/7	1	0	0	0	0
Adam Hayward	3	0	3	0	0	1	0	0	0	0	0	0
Akeem Davis	2	1	1	0	0	0	0	0	0	0	0	0
Kenny Okoro	1	1	0	0	0	0	0	0	0	0	0	0
Duke Ihenacho	1	0	1	0	0	0	0	0	0	0	0	0
TOTALS	1184	790	394	68	36.0/241.0	166	7/38	60	15	9	0	0

2014 GAME RECAPS

Sept. 7, 2014

GAME 1

NRG Stadium (Houston)

TEXANS 17, REDSKINS 6

HOUSTON – The Washington Redskins opened their 83rd season in franchise history on Sunday but fell to the Houston Texans, 17-6, in front of an announced crowd of 71,770 people at NRG Stadium.

The game was the NFL head coaching debut of Redskins Head Coach Jay Gruden, who began the 29th head coaching tenure in franchise history. Gruden and Texans Head Coach Bill O'Brien faced one another in the first NFL season opener between two first-year head coaches since Al Groh's New York Jets and Mike Sherman's Green Bay Packers faced one another in Week 1 of the 2000 season.

Quarterback Robert Griffin III started and completed 29-of-37 passes for 267 yards with a passer rating of 96.7. Griffin III completed 78.4 percent of his passes, the second-highest percentage of his career and his best since completing 93.3 percent of his passes vs. Philadelphia on Nov. 18, 2012. His completions were the second-most by a Redskins quarterback in a season opener in records dating back to 1960, trailing only his 30 completions in Week 1 a season ago.

Wide receiver Pierre Garçon added a team-high 10 receptions for 77 yards. Garçon extended his streak of consecutive games with five or more receptions to 17, already the longest streak in team history. Garçon's 10 receptions tied Alvin Garrett (Sept. 5, 1983 vs. Dallas) and Joe Washington (Sept. 6, 1981) for the most by a member of the Redskins in a season opener in records dating back to 1960.

Fullback Darrel Young scored the team's first points of the season, opening the day's scoring with a one-yard touchdown run in the second quarter.

TEAM	QTR	TIME	SCORING PLAY	DRIVE	WAS	HOU
WAS	2	6:06	D. Young 1 yd. run (kick blocked)	4-46; 1:37	6	0
HOU	2	4:15	D. Hopkins 76 yd. pass from R. Fitzpatrick (R. Bullock kick)	4-89; 1:51	6	7
HOU	2	2:09	A. Blue 5 yd. return of blocked punt (R. Bullock kick)		6	14
HOU	4	1:55	R. Bullock 42 yd. Field Goal	13-68; 6:32	6	17

PASSING

WAS: R. Griffin III 29-37 267

HOU: R. Fitzpatrick 14-22 206, 1 TD

RUSHING

WAS: A. Morris 14-91; R. Helu Jr. 4-46; R. Griffin 3-2; D. Young 1-1, 1 TD; D. Jackson 1--9

HOU: A. Foster 27-103; R. Fitzpatrick 4-10; J. Grimes 1-2; A. Blue 1-0

RECEIVING

WAS: P. Garçon 10-77; D. Jackson 8-62; N. Paul 4-86; R. Helu 2-15; L. Paulsen 2-0; A. Roberts 1-22; J. Reed 1-4; D. Young 1-1

HOU: A. Johnson 6-93; D. Hopkins 4-89; A. Foster 2-17; R. Griffin 1-6; D. Johnson 1-1

PUNT RETURNS

WAS: A. Roberts 2-36

HOU: D. Johnson 4-28

KICKOFF RETURNS

WAS: A. Roberts 2-56

HOU: D. Johnson 1-28

SACKS

WAS: J. Hatcher 1-5

HOU: B. Reed 1-12; D. Swearingen 1-8; J. Watt 1-6

2014 GAME RECAPS

Sept. 14, 2014

GAME 2

FedExField (Landover, Md.)

REDSKINS 41, JAGUARS 10

LANDOVER, Md. – The Redskins earned their first victory of the season in Week 2, defeating the Jacksonville Jaguars by a final margin of 41-10 in front of an announced crowd of 80,037 people at FedExField. The victory snapped a nine-game losing streak dating back to last season and represented the first in the head coaching career of Redskins Head Coach Jay Gruden.

The Redskins tied a team record with 10 sacks, set previously on Oct. 9, 1977. The 10 sacks were the most by the Redskins in a game since the NFL made sacks an official stat in 1982. Linebacker Ryan Kerrigan tied a team record with four sacks, tying Phillip Daniels (12/18/2005), Ken Harvey (11/23/1997), Dexter Manley (10/2/1988) and Brian Orakpo (12/13/2009).

Quarterback Kirk Cousins entered the game in relief of an injured Robert Griffin III and completed 22-of-33 passes of 250 yards with two touchdowns and a 109.4 passer rating. Cousins completed his first 12 passes, the longest consecutive completion streak of his career, surpassing his previous long when he completed 10 consecutive passes vs. Dallas in Week 16 of the 2013 season.

Running back Alfred Morris rushed for 85 yards on 22 carries. Morris eclipsed the 3,000-yard career rushing mark with his performance, accomplishing the feat in his 34th career game, the fastest in team history. The franchise's all-time leading rusher, John Riggins, did not break the 3,000-yard mark with Washington until his 38th game with the Redskins.

The Redskins' 31-point margin of victory was the team's largest since Oct. 7, 2007 vs. Detroit (34-3). Defensively, the Redskins held the Jaguars to 148 net offensive yards, the lowest total by a Redskins' opponent since Washington held Dallas to Dec. 30, 2007. The Redskins held the Jaguars to 25 rushing yards, the fewest since the Redskins held the Cowboys to one rushing yard in that same game in 2007.

TEAM	QTR	TIME	SCORING PLAY	DRIVE	JAX	WAS
WAS	1	8:12	D. Young 20 yd. pass from K. Cousins (K. Forbath kick)	7-76, 3:35	0	7
WAS	2	14:18	A. Morris 1 yd. run (K. Forbath kick)	7-66, 3:31	0	14
WAS	2	7:28	A. Morris 1 yd. run (K. Forbath kick)	10-92, 5:10	0	21
JAX	2	1:40	M. Lewis 63 yd. pass from C. Henne (J. Scobee kick)	5-71, 1:35	7	21
WAS	3	8:30	K. Forbath 36 yd. Field Goal	10-13, 4:21	7	24
WAS	4	14:12	N. Paul 2 yd. pass from K. Cousins (K. Forbath kick)	11-65, 4:40	7	31
WAS	4	10:40	K. Forbath 42 yd. Field Goal	6-5, 2:32	7	34
JAX	4	6:50	J. Scobee 36 yd. Field Goal	9-63, 3:50	10	34
WAS	4	1:52	S. Redd, Jr. 14 yd. run (K. Forbath kick)	8-41, 4:58	10	41

PASSING

WAS: K. Cousins 22-33 250, 2 TD; R. Griffin III 2-3 38

JAX: C. Henne 14-28 193, 1 TD, 1 INT

RUSHING

WAS: A. Morris 22-85, 2 TD; S. Redd Jr 8-41, 1 TD; R. Helu Jr. 8-25; R. Griffin 2-22; A. Roberts 1-19; K. Cousins 1--1

JAX: C. Henne 3-17; T. Gerhart 7-8

RECEIVING

WAS: N. Paul 8-99, 1 TD; R. Grant 5-57; A. Roberts 4-57; D. Young 2-27, 1 TD; R. Helu, Jr. 2-11; D. Jackson 1-19; P. Garcon 1-12; A. Robinson 1-6

JAX: A. Robinson 4-75; M. Lewis 2-71, 1 TD; D. Robinson 2-14; A. Hurns 2-13; M. Lee 2-11; T. Gerhart 2-9

PUNT RETURNS

WAS: A. Roberts 7-59

JAX: M. Brown 2-9

KICKOFF RETURNS

WAS: None

JAX: J. Todman 5-137

SACKS

WAS: R. Kerrigan 4-23; J. Hatcher 1.5-9; P. Riley Jr. 1.5-11; F. Kears 1-8; B. Orakpo 1-11;

R. Clark 0.5-4; K. Robinson 0.5-4

JAX: T. Smith 1-11; R. Davis 1-9; W. Guy 1-10



2014 GAME RECAPS

Sept. 21, 2014

GAME 3

Lincoln Financial Field (Philadelphia)

EAGLES 37, REDSKINS 34

PHILADELPHIA – The Washington Redskins fell to the Philadelphia Eagles, 37-34, in front of an announced crowd of 69,596 people at Lincoln Financial Field in Week 3.

Quarterback Kirk Cousins recorded his first start of the season and finished the game having completed 30-of-48 passes for 427 yards with three touchdowns and a passer rating of 103.4. Cousins recorded career highs in completions (30) and passing yards (427) and matched his high in passing touchdowns (three). The 400-yard passing day was the first of his career and the first by a Redskins quarterback since Donovan McNabb vs. Houston on Sept. 19, 2010 (426).

Wide receiver DeSean Jackson returned to Lincoln Financial Field after appearing in 87 career regular season games with the Eagles across the 2008-13 seasons. Jackson posted a 117 receiving yards on four receptions with one receiving touchdown in his return. The 100-yard receiving game was the 21st of Jackson's career and his first with the Redskins. Wide receiver Pierre Garçon posted season highs with a career-high-tying 11 receptions for 138 yards with one receiving touchdown. With their efforts, the Redskins had two receivers accumulate 100 receiving yards in the same game for the first time since Laveranues Coles (180) and Rod Gardner (118) accomplished the feat at Atlanta on Sept. 13, 2003.

The Redskins gained 511 net yards, a season high and the team's first 500-yard effort since posting 500 total yards vs. San Diego in Week 9 last season. Including a 449-yard effort in Week 2 vs. Jacksonville, the Redskins posted at least 400 yards of offense in two consecutive games for the first time since doing so in three straight games from Weeks 9-11 in 2013.

Running back Alfred Morris gained 77 yards on 23 carries and entered the Top 10 in career rushing yardage in Redskins history, surpassing Don Bosseler (3,112).

TEAM	QTR	TIME	SCORING PLAY	DRIVE	WAS	PHI
WAS	1	8:42	D. Young 4 yd. pass from K. Cousins (K. Forbath kick)	11-82, 6:18	7	0
PHI	1	8:29	C. Polk 102 yd. kickoff return (C. Parkey kick)	0-0, 0:13	7	7
WAS	1	2:09	P. Garçon 4 yd. pass from K. Cousins (K. Forbath kick)	12-87, 6:20	14	7
WAS	2	8:49	K. Forbath 49 yd. Field Goal	12-41, 5:34	17	7
PHI	2	5:48	J. Matthews 11 yd. pass from N. Foles (C. Parkey kick)	8-80, 3:01	17	14
WAS	2	1:15	K. Forbath 44 yd. Field Goal	11-54, 4:33	20	14
PHI	2	:09	J. Matthews 11 yd. pass from N. Foles (C. Parkey kick)	8-64, 1:06	20	21
PHI	3	12:03	C. Parkey 38 yd. Field Goal	7-60, 2:57	20	24
PHI	3	8:04	C. Parkey 33 yd. Field Goal	8-48, 3:05	20	27
WAS	3	2:04	D. Jackson 81 yd. pass from K. Cousins (K. Forbath kick)	1-81, 0:09	27	27
PHI	4	7:34	J. Maclin 27 yd. pass from N. Foles (C. Parkey kick)	7-76, 2:33	27	34
PHI	4	5:55	C. Parkey 51 yd. Field Goal	4-2, 1:32	27	37
WAS	4	4:16	R. Helu, Jr. 1 yd. run (K. Forbath kick)	5-80, 1:39	34	37

PASSING

WAS: K. Cousins 30-48 427 3 TD, 1 INT

PHI: N. Foles 27-41 325 3 TD

RUSHING

WAS: A. Morris 23-77; K. Cousins 3-5; R. Helu Jr. 1-1, 1 TD; D. Young 1-1

PHI: L. McCoy 19-22; D. Sproles 2-20; N. Foles 4-12

RECEIVING

WAS: P. Garçon 11-138, 1 TD; N. Paul 6-68; D. Jackson 5-117, 1 TD; A. Roberts 4-38; L. Paulsen 2-7; R. Helu, Jr. 1-55; D. Young 1-4, 1 TD

PHI: J. Maclin 8-154, 1 TD; J. Matthews 8-59 2 TD; R. Cooper 4-34; D. Sproles 3-30; Z. Ertz 2-14; J. Casey 1-19; J. Maehl 1-15

PUNT RETURNS

WAS: A. Roberts 1-6

PHI: D. Sproles 4-149

KICKOFF RETURNS

WAS: A. Roberts 2-36; D. Young 1-10

PHI: C. Polk 2-137, 1 TD; J. Casey 1-16

SACKS

WAS: None

PHI: None

2014 GAME RECAPS

Sept. 25, 2014

GAME 4

FedExField (Landover, Md.)

GIANTS 45, REDSKINS 14

LANDOVER, Md. – The Washington Redskins fell to the New York Giants, 45-14, in front of an announced crowd of 80,573 people at FedExField on a Thursday night in Week 4. The Redskins played on a Thursday for the 15th time in team history and hosted a Thursday game for the first time since Dec. 6, 2007.

Running back Alfred Morris gained 63 yards on 12 carries. With the performance, Morris passed Ladell Betts (3,176) for ninth-most rushing yardage in franchise history (3,204). In the third quarter, Morris scored his third rushing touchdown of the season on a 20-yard run. The rushing touchdown was the 23rd of Morris' career, tying him with Cliff Battles for eighth in franchise history.

Morris also added three receptions for 27 receiving yards, including a career-long 26-yard reception in the third quarter. Morris matched his previous career high in receptions (three) and receiving yards (27), set previously against the Giants on Dec. 1, 2013.

Running back Roy Helu, Jr. led the Redskins in receptions (five) and receiving yards (78). It marked the first time a running back led the Redskins in receiving yards since Helu, Jr. did so in Week 17 of the 2011 season at Philadelphia. Helu, Jr. also recorded a 36-yard reception in the third quarter. Including a 55-yard reception at Philadelphia in Week 3, Helu, Jr. recorded receptions of 30-plus yards in consecutive games for the first time in his career.

Linebacker Ryan Kerrigan recorded his league-leading fifth sack of the season, dropping Giants quarterback Eli Manning for a five-yard loss in the second quarter. The sack moved Kerrigan past Bruce Smith (29.0) into eighth on the Redskins all-time sack list (29.5).

Punter Tress Way averaged a career-high 58.3 yards per punt on four punts, falling 1.1 yards shy of matching Pro Football Hall of Famer Sammy Baugh's team record for punting average in a single game (59.4 at Detroit on Oct. 27, 1940). Way recorded a career-long 77-yard punt in the third quarter, tying Steve Cox for the third-longest punt in franchise history (Nov. 1, 1987 at Buffalo).

TEAM	QTR	TIME	SCORING PLAY	DRIVE	WAS	NYG
NYG	1	7:35	L.Donnell 5 yd. pass from E.Manning (J.Brown kick)	6-24, 3:07	0	7
NYG	2	14:14	L.Donnell 6 yd. pass from E.Manning (J.Brown kick)	6-75, 2:45	0	14
WAS	2	8:50	A.Roberts 18 yd. pass from K.Cousins (K.Forbath kick)	10-80, 5:24	7	14
NYG	2	2:16	L.Donnell 6 yd. pass from E.Manning (J.Brown kick)	12-67, 6:34	7	21
NYG	2	0:00	J.Brown 29 yd. Field Goal	8-71, 1:16	7	24
WAS	3	12:57	A.Morris 20 yd. run (K.Forbath kick)	5-83, 2:03	14	24
NYG	3	4:19	D.Fells 2 yd. pass from E.Manning (J.Brown kick)	4-35, 1:19	14	31
NYG	4	14:07	E.Manning 1 yd. run (J.Brown kick)	5-22, 1:22	14	38
NYG	4	6:05	A.Williams 1 yd. run (J.Brown kick)	9-46, 5:25	14	45

PASSING

WAS: K. Cousins 19-22 257, 1 TD, 4 INT

NYG: E. Manning 28-39 300, 4 TD, 1 INT

RUSHING

WAS: A. Morris 12-63, 1 TD; K. Cousins 1-12; R. Helu Jr. 2-8; A. Roberts 1-2; D. Young 1-1

NYG: A. Williams 15-66, 1 TD; R. Jennings 13-55; P. Hillis 8-31; E. Manning 1-1, 1 TD; H. Hynoski 1-1

RECEIVING

WAS: R. Helu 5-78; N. Paul 3-60; L. Paulsen 3-28; A. Morris 3-27; P. Garcon 2-28; A. Roberts 1-18, 1 TD; D. Jackson 1-9; D. Young 1-9

NYG: R. Randle 8-89; L. Donnell 7-54, 3 TD; V. Cruz 6-108; P. Parker 3-29; D. Fells 2-8; A. Robinson 1-15; R. Jennings 1--3

PUNT RETURNS

WAS: None

NYG: P. Parker 2-11

KICKOFF RETURNS

WAS: A. Roberts 2-33

NYG: P. Parker 1-34

SACKS

WAS: R. Kerrigan 1-5

NYG: M. Kiwanuka 1-8; D. Moore 1-6

2014 GAME RECAPS

Oct. 6, 2014

GAME 5

FedExField (Landover, Md.)

SEAHAWKS 27, REDSKINS 17

LANDOVER, Md. – The Washington Redskins fell to the Seattle Seahawks, 27-17, in front of an announced crowd of 79,522 people at FedExField on a Monday night in Week 5.

With the defeat, the Redskins fell to 4-1 against defending Super Bowl champions on *Monday Night Football*. The Redskins had previously won Monday night games against the Dallas Cowboys in 1978, the Cowboys in 1993, the St. Louis Rams in 2000 and the New York Giants in 2012. The game was the Redskins' 64th total appearance on Monday Night Football since the program's inception in 1970 and the first Monday night matchup between the Redskins and Seahawks.

Wide receiver DeSean Jackson posted a season-high 157 receiving yards on five receptions with one touchdown. Jackson's 31.4 yards per reception were his most in a game in which he caught at least five passes. Quarterback Kirk Cousins connected with Jackson for a 60-yard touchdown in the second quarter, Jackson's 19th total touchdowns of 50 yards or more since entering the league in 2008. The touchdown pass to Jackson was the Redskins' longest at FedExField since a 61-yard touchdown pass from Robert Griffin III to Santana Moss on Nov. 18, 2012.

Linebacker Ryan Kerrigan broke the 30-sack mark for his career in the first quarter, dropping Seahawks quarterback Russell Wilson for a seven-yard loss. Kerrigan became the eighth player to record 30 sacks with the Redskins, joining Dexter Manley, Charles Mann, Monte Coleman, Ken Harvey, Brian Orakpo, Dave Butz and Andre Carter.

The Redskins did not turn the ball over for the second time in five games this season. The Redskins had only one zero-turnover game a season ago.

TEAM	QTR	TIME	SCORING PLAY	DRIVE	WAS	SEA
SEA	1	12:44	J. Kearsse 15 yd. pass from R. Wilson (S. Hauschka kick)	6-65, 2:16	0	7
SEA	2	9:04	S. Hauschka 41 yd. Field Goal	8-31, 4:49	0	10
SEA	2	4:37	R. Wilson 9 yd. run (S. Hauschka kick)	5-70, 2:44	0	17
WAS	2	2:32	D. Jackson 60 yd. pass from K. Cousins (K. Forbath kick)	4-60, 2:05	7	17
WAS	3	10:41	K. Forbath 27 yd. Field Goal	7-71, 4:19	10	17
SEA	4	6:31	M. Lynch 9 yd. pass from R. Wilson (S. Hauschka kick)	12-53, 7:33	10	24
WAS	4	3:35	A. Roberts 6 yd. pass from K. Cousins (K. Forbath)	11-80, 2:56	17	24

PASSING

WAS: K. Cousins 21-36 283, 2 TD

SEA: R. Wilson 18-24 201, 2 TD

RUSHING

WAS: A. Morris 13-29; K. Cousins 2-4; R. Helu Jr. 2--1

SEA: R. Wilson 11-122, 1 TD; M. Lynch 17-72; R. Turbin 5-19; P. Harvin 2-7; J. Ryan 1-5

RECEIVING

WAS: D. Jackson 5-157, 1 TD; R. Helu, Jr. 5-59; A. Roberts 5-29; P. Garcon 2-23; L. Paulsen 2-11; N. Paul 1-6; A. Morris 1--2

SEA: M. Lynch 5-45, 1 TD; D. Baldwin 4-50; P. Harvin 4-27; L. Willson 3-28; C. Helfet 1-36; J. Kearsse 1-15, 1 TD

PUNT RETURNS

WAS: None

SEA: B. Walters 5-54

KICKOFF RETURNS

WAS: A. Jordan 1-5

SEA: L. Willson 1-20; D. Baldwin 1-17; C. Helfet 1-0

SACKS

WAS: B. Meriweather 1-8; F. Kearsse 1-8; R. Kerrigan 1-7

SEA: B. Wagner 1-8

2014 GAME RECAPS

Oct. 12, 2014

GAME 6

University of Phoenix Stadium (Glendale, Ariz.)

CARDINALS 30, REDSKINS 20

GLENDALE, Ariz. – The Washington Redskins fell to the Arizona Cardinals by a final score of 30-20 in front of an announced crowd of 61,159 people at University of Phoenix Stadium in Week 6.

Wide receiver DeSean Jackson led the Redskins with 115 receiving yards on three receptions (38.3 avg.) with a touchdown. Jackson's 38.3-yard receiving average was the highest by a member of the Redskins with at least three receptions since Gary Clark on Dec. 15, 1991 (43.0 vs. the New York Giants).

In the first quarter, quarterback Kirk Cousins connected with Jackson for a 64-yard touchdown. With the touchdown, Jackson joined Jerry Rice, Randy Moss, Terrell Owens, Steve Smith, Joey Galloway, Ken Burrough, Devin Hester, Mel Gray and Stanley Morgan as the only players to score 20 total touchdowns of 50 yards or more since the 1970 merger. He also became the first member of the Redskins to record three 50-plus-yard total touchdowns in a season since Santana Moss in 2008.

Including a 60-yard touchdown the week before, Jackson recorded touchdowns covering 50 yards or more in consecutive games for the first time since Weeks 6-7 of the 2009 season. It also gave Jackson 50-yard receptions in consecutive games for the first time since Weeks 9-10 of last season.

Tight end Jordan Reed – playing in his first game since Week 1 at Houston – led the Redskins in receptions with eight. Reed's eight receptions were one shy of matching his career high. Wide receiver Pierre Garçon caught a five-yard touchdown pass, the 27th of his career, from Cousins in the fourth quarter.

TEAM	QTR	TIME	SCORING PLAY	DRIVE	WAS	ARI
ARI	1	3:08	M.Floyd 20 yd. pass from C.Palmer (C.Catanzaro kick)	5-41, 2:13	0	7
WAS	2	14:03	D.Jackson 64 yd. pass from K.Cousins (K.Forbath kick)	7-82, 4:05	7	7
WAS	2	8:20	K.Forbath 28 yd. Field Goal	10-60, 4:09	10	7
ARI	2	0:31	L.Fitzgerald 24 yd. pass from C.Palmer (C.Catanzaro kick)	8-85, 2:18	10	14
WAS	2	0:02	K.Forbath 43 yd. Field Goal	4-55, 0:29	13	14
ARI	3	4:13	C.Catanzaro 33 yd. Field Goal	14-69, 7:23	13	17
ARI	4	12:54	C.Catanzaro 49 yd. Field Goal	8-39, 4:50	13	20
ARI	4	10:27	C.Catanzaro 37 yd. Field Goal	6-8, 2:13	13	23
WAS	4	2:17	P.Garcon 5 yd. pass from K.Cousins (K.Forbath kick)	4-64, 1:26	20	23
ARI	4	0:18	R.Johnson 28 yd. interception return (C.Catanzaro kick)	-	20	30

PASSING

WAS: K. Cousins 24-38, 354, 2 TD, 3 INT

ARI: C. Palmer 28-44, 250, 2 TD

RUSHING

WAS: A. Morris 13-41; R. Helu 3-26; D. Jackson 1-5

ARI: A. Ellington 19-67; S. Taylor 3-10; C. Palmer 1--3

RECEIVING

WAS: J. Reed 8-92; A. Roberts 5-55; P. Garcon 4-31, 1 TD; D. Jackson 3-115, 1 TD; R. Helu 2-40; A. Morris 1-14

ARI: L. Fitzgerald 6-98, 1 TD; A. Ellington 6-26; M. Floyd 4-47, 1 TD; Jo. Brown 4-43; J. Carlson 4-14; R. Housler 2-15; R. Hughes 1-7; S. Taylor 1-0

PUNT RETURNS

WAS: A. Roberts 1-12

ARI: T. Ginn 3-37

KICKOFF RETURNS

WAS: A. Roberts 1-23

ARI: T. Ginn 1-21

SACKS

WAS: R. Kerrigan 0.5-3.5; J. Hatcher 0.5-3.5

ARI: A. Okafor 2-19

2014 GAME RECAPS

Oct. 19, 2014

GAME 7

FedExField (Landover, Md.)

REDSKINS 19, TITANS 17

LANDOVER, Md. – Kicker Kai Forbath converted a 22-yard field goal in the final seconds of the game to give the Washington Redskins a 19-17 victory against the Tennessee Titans in front of an announced crowd of 75,227 people at FedExField in Week 7.

The game-winning field goal was Forbath's second of his career and his first since Dec. 9, 2012 vs. Baltimore. Forbath set a career high with four made field goals. The game-winner was Forbath's first of his career in regulation; his first career game-winning field goal in 2012 came in overtime. The game-winner with no time remaining in regulation was the Redskins' first since Nick Novak's last-second 47-yard field goal to defeat the Dallas Cowboys, 22-19, on Nov. 5, 2006.

Quarterback Colt McCoy entered the game in the third quarter and completed 11-of-12 passes for 128 yards with one touchdown and a passer rating of 138.9. On his first career pass attempt as a member of the Redskins, McCoy connected with wide receiver Pierre Garçon for a 70-yard touchdown.

In the fourth quarter McCoy engineered a 10-play, 76-yard drive to set up Forbath's game-winner. The victory represented the second fourth-quarter comeback win of McCoy's career and his first since Sept. 25, 2011 vs. Miami as a member of the Cleveland Browns.

Quarterback Kirk Cousins started the game and completed 10-of-16 passes for 139 yards. McCoy and Cousins became the first quarterback duo to each complete at least 10 passes in the same game for the Redskins since Todd Collins (15) and Jason Campbell (10) accomplished the feat vs. Chicago on Dec. 6, 2007.

The win was the Redskins' first by scoring in the final two minutes of regulation since a 45-41 victory against the Chicago Bears on Oct. 20, 2013. Running back Roy Helu, Jr. scored on a three-yard run with 45 seconds remaining in that game to give the Redskins a victory.

TEAM	QTR	TIME	SCORING PLAY	DRIVE	TEN	WAS
WAS	1	10:08	K.Forbath 31 yd. Field Goal	9-67, 4:52	0	3
TEN	1	3:41	R.Succop 36 yd. Field Goal	4--3, 1:31	3	3
WAS	2	7:34	K.Forbath 31 yd. Field Goal	10-68, 5:18	3	6
TEN	2	1:04	K.Wright 14 yd. pass from C.Whitehurst (R.Succop kick)	5-37, 2:09	10	6
WAS	3	12:27	P.Garcon 70 yd. pass from C.McCoy (K.Forbath kick)	2-71, 0:48	10	13
WAS	4	13:27	K.Forbath 27 yd. Field Goal	5-15, 1:55	10	16
TEN	4	7:41	D.Hagan 38 yd. pass from C.Whitehurst (R.Succop kick)	8-80, 5:46	17	16
WAS	4	0:00	K.Forbath 22 yd. Field Goal	10-76, 3:14	17	19

PASSING

WAS: K. Cousins 10-16 139, 1 INT; C. McCoy 11-12 128, 1 TD

TEN: C. Whitehurst 17-26 160, 2 TD, 1 INT

RUSHING

WAS: A. Morris 18-54; R. Helu, Jr. 5-29; D. Young 1-14; C. McCoy 2-3

TEN: B. Sankey 16-56; C. Whitehurst 2-10; L. Washington 1-8; J. Battle 2-3; D. McCluster 1--1

RECEIVING

WAS: P. Garçon 5-87, 1 TD; J. Reed 5-54; D. Jackson 3-49; R. Helu, Jr. 3--9; N. Paul 2-58; A. Roberts 2-18; D. Young 1-10

TEN: K. Wright 6-68, 1 TD; D. Hagan 2-45, 1 TD; D. Walker 2-17; J. Battle 2-13; L. Washington 2--4; N. Washington 1-9; J. Hunter 1-6; D. McCluster 1-6

PUNT RETURNS

WAS: A. Roberts 1-1

TEN: D. McCluster 1-0

KICKOFF RETURNS

WAS: A. Roberts 2-46

TEN: L. Washington 2-50; K. Klug 1-12

SACKS

WAS: F. Kears 1-0

TEN: M. Griffin 1-7; D. Morgan 1-8; S. Hill 1-1



2014 GAME RECAPS

Oct. 27, 2014

GAME 8

AT&T Stadium (Arlington, Texas)

REDSKINS 20, COWBOYS 17 (OT)

ARLINGTON, Texas – The Washington Redskins defeated the Dallas Cowboys, 20-17, in overtime in front of an announced crowd of 87,055 people at AT&T Stadium in Week 8.

Kicker Kai Forbath converted a 40-yard field goal attempt on the first possession of overtime. The Redskins' defense followed by forcing a turnover on downs to give the Redskins their first overtime victory since a 30-24 win vs. San Diego on Nov. 3, 2013. The win extended the Redskins' record to 25-14-1 all-time in overtime games, tying the Redskins with the Denver Broncos for the most all-time overtime wins in regular season play.

The game was the Redskins 65th all-time appearance on Monday Night Football. It was the 16th all-time meeting between the Redskins and Cowboys on Monday Night Football, the second-most played matchup in Monday Night Football history. The Redskins earned their first Monday night win against Dallas since the "Monday Night Miracle" on Sept. 19, 2005 and evened their all-time Monday night record against the Cowboys at 8-8 with the win.

Quarterback Colt McCoy made his first start as a member of the Redskins. It was McCoy's first NFL start since Dec. 8, 2011 as a member of the Cleveland Browns. He completed 25-of-30 passes for 299 yards and a passer rating of 94.3, and his 83.3 percent completion percentage was the highest of his career among games he has started. It marked the fourth-highest completion percentage by a Redskins quarterback with at least 20 attempts since the 1970 AFL-NFL merger. McCoy also scored on a seven-yard run in the third quarter, the second rushing touchdown of his career and his first since Nov. 7, 2010 as a member of the Browns.

The victory represented the Redskins' first overtime win against Dallas since Nov. 2, 1975. In that game, quarterback Billy Kilmer's one-yard touchdown run gave the Redskins a 30-24 overtime win.

TEAM	QTR	TIME	SCORING PLAY	DRIVE	WAS	DAL
WAS	1	9:48	K.Forbath 44 yd. Field Goal	6-22, 2:39	3	0
DAL	2	4:45	D.Bryant 5 yd. pass from T.Romo (D.Bailey kick)	8-80, 4:18	3	7
WAS	3	9:51	A.Morris 5 yd. run (K.Forbath kick)	8-80, 5:09	10	7
DAL	3	4:03	D.Bailey 21 yd. Field Goal	5-54, 1:40	10	10
WAS	4	13:38	C.McCoy 7 yd. run (K.Forbath kick)	9-80, 5:25	17	10
DAL	4	9:27	J.Witten 25 yd. pass from B.Weeden (D.Bailey kick)	8-80, 4:11	17	17
WAS	OT	9:43	K.Forbath 40 yd. Field Goal	9-58, 5:17	20	17

PASSING

WAS: C. McCoy 25-30 299, 1 INT

DAL: T. Romo 17-28 209, 1 TD; B. Weeden 4-6 69, 1 TD

RUSHING

WAS: A. Morris 18-73, 1 TD; R. Helu, Jr. 5-29; C. McCoy 7-16, 1 TD; S. Redd, Jr. 1-5

DAL: D. Murray 19-141; J. Randle 3-23, L. Dunbar 1-6; T. Romo 1-1; B. Weeden 1--5

RECEIVING

WAS: J. Reed 7-40; D. Jackson 6-136; P. Garcon 4-47; N. Paul 3-27; R. Helu, Jr. 2-14; A. Morris 1-12; D. Young 1-12; A. Roberts 1-11

DAL: T. Williams 6-69; J. Witten 5-70, 1 TD; D. Murray 4-80; D. Bryant 3-30, 1 TD; L. Dunbar 1-11; C. Beasley 1-11; J. Hanna 1-7

PUNT RETURNS

WAS: A. Roberts 2-39

DAL: D. Harris 2-18

KICKOFF RETURNS

WAS: None

DAL: D. Harris 2-45

SACKS

WAS: B. Meriweather 2-19; K. Robinson 1-12; R. Kerrigan 1-12; P. Riley, Jr. 1-11

DAL: H. Melton 2-9; J. Mincey 1-4



2014 GAME RECAPS

Nov. 2, 2014

GAME 9

TCF Bank Stadium (Minneapolis)

VIKINGS 29, REDSKINS 26

MINNEAPOLIS – The Washington Redskins fell to the Minnesota Vikings, 29-26, in front of an announced crowd of 52,252 people at TCF Bank Stadium in Minneapolis in Week 9.

Quarterback Robert Griffin III made his first start since Week 2 and completed 18-of-28 passes for 251 yards and one touchdown. He also added 24 rushing yards on seven carries.

Wide receiver DeSean Jackson recorded a game-high 120 receiving yards on four receptions and caught one receiving touchdown. With the effort, Jackson became the first member of the Redskins to record five 100-yard receiving games in the first nine games of a season since Pro Football Hall of Famer Bobby Mitchell in 1962.

Jackson recorded consecutive 100-yard receiving games for the second time this season and recorded four in a five-game span for the first time in his career. He averaged 30.0 yards per catch on four receptions, marking the third time in this season he averaged at least 30 yards per reception with a minimum of three receptions. He entered the game responsible for two of the seven such previous games in the NFL this season and entered as the only player in the league to accomplish the feat multiple times this season.

Running back Alfred Morris gained a season-high 92 yards on 19 carries and matched his season high with two rushing touchdowns. The multi-touchdown game was the fifth of Morris' career and his second of the season, joining his two-touchdown effort vs. Jacksonville in Week 2. With the two scores, Morris passed Earnest Byner for sole possession of seventh place in team history with his 26th career rushing touchdown.

TEAM	QTR	TIME	SCORING PLAY	DRIVE	WAS	MIN
WAS	1	6:16	K.Forbath 36 yd. Field Goal	13-62, 7:49	3	0
WAS	2	14:46	A.Morris 14 yd. run (K.Forbath kick)	6-91, 2:22	10	0
MIN	2	0:36	C.Ford 20 yd. pass from T.Bridgewater (B.Walsh kick)	4-46, 0:23	10	7
MIN	3	10:44	M.Asiata 1 yd. run (B.Walsh kick)	6-56, 2:15	10	14
WAS	3	7:23	D.Jackson 13 yd. pass from R.Griffin III (K.Forbath kick)	7-56, 3:21	17	14
WAS	3	1:57	K.Forbath 26 yd. Field Goal	9-43, 3:26	20	14
MIN	4	13:00	M.Asiata 7 yd. run (B.Walsh kick)	10-76, 3:57	20	21
WAS	4	9:01	A.Morris 2 yd. run (run failed)	8-80, 3:59	26	21
MIN	4	3:27	M.Asiata 1 yd. run (M.Asiata run)	12-73, 5:34	26	29

PASSING

WAS: R. Griffin III 18-28 251, 1 TD, 1 INT

MIN: T. Bridgewater 26-42 268, 1 TD

RUSHING

WAS: A. Morris 19-92, 2 TD; R. Griffin III 7-24; R. Helu Jr. 3-6

MIN: J. McKinnon 14-54; M. Asiata 10-26, 3 TD; T. Bridgewater 3-20

RECEIVING

WAS: D. Jackson 4-120, 1 TD; R.Helu 4-46; P. Garcon 3-15; A. Roberts 2-18; N. Paul 2-18; A. Morris 2-17; J. Reed 1-17

MIN: G. Jennings 6-76; C. Ford 5-66, 1 TD; M. Asiata 4-31; R. Ellison 4-30; J. McKinnon 3-14; J. Wright 2-29; C. Johnson 1-13; C. Patterson 1-9

PUNT RETURNS

WAS: A. Roberts 1-3

MIN: M. Sherels 1-8

KICKOFF RETURNS

WAS: A. Roberts 2-64

MIN: C. Patterson 3-70; M. Gray 1-14

SACKS

WAS: T. Murphy 1-9; J. Hatcher 1-7

MIN: C. Greenway 1-10; A. Barr 1-8; B. Robinson 1-4; S. Floyd .5-2; T. Johnson .5-2

2014 GAME RECAPS

Nov. 16, 2014

GAME 10

FedExField (Landover, Md.)

BUCCANEERS 27, REDSKINS 7

LANDOVER, Md. – The Washington Redskins fell to the Tampa Bay Buccaneers, 27-7, in front of an announced crowd of 77,442 people at FedExField in Week 11.

The Redskins rushed for 155 yards, their second highest rushing total this season (191 vs. Jacksonville in Week 2). Additionally, the team gained 5.0 yards per carry, the team's most since Week 1 at Houston (5.7).

Running back Alfred Morris posted a season-high 96 rushing yards on 20 carries. With the performance, Morris passed Cliff Battles (3,511) for seventh-most career rushing yards in team history. He also passed Don Bosseler (775) and Ladell Betts (776) for the ninth-most rushing attempts in team history.

Morris added a 24-yard reception in the second quarter, the second-longest of his career and his longest since a 26-yarder vs. the New York Giants in Week 4. He posted a career-high 36 yards on two receptions. His previous single-game high was 27 yards, set twice, including most recently in Week 4.

Running back Roy Helu, Jr. recorded his second career receiving touchdown, scoring on a 30-yard touchdown pass from Robert Griffin III late in the second quarter. The receiving touchdown was the second of Helu's career and his first since scoring via reception at Philadelphia in Week 17 of the 2011 season.

The Redskins' defense held the Buccaneers to 48 rushing yards on 21 carries. It marked the first time since Week 2 that the Redskins have held an opponent under 50 rushing yards in a game (25 yards vs. Jacksonville).

TEAM	QTR	TIME	SCORING PLAY	DRIVE	WAS	TB
TB	1	11:10	P. Murray 32 yd. Field Goal	7-15, 3:41	0	3
TB	1	3:56	J. Banks 19 yd. interception return (P. Murray kick)		0	10
TB	2	7:39	P. Murray 38 yd. Field Goal	6-43, 2:35	0	13
WAS	2	0:11	R. Helu, Jr. 30 yd. pass from Robert Griffin III (K. Forbath kick)	5-79, 0:55	7	13
TB	3	4:36	M. Evans 36 yd. pass from J. McCown (P. Murray kick)	4-60, 2:15	7	20
TB	4	14:07	M. Evans 56 yd. pass from J. McCown (P. Murray kick)	5-80, 2:48	7	27

PASSING

WAS: R. Griffin III 23-32 207, 1 TD, 2 INT

TB: J. McCown 15-23 288, 2 TD

RUSHING

WAS: A. Morris 20-96; R. Griffin III 6-41; S. Redd 4-16; D. Jackson 1-2

TB: C. Sims 13-36; J. McCown 3-8; B. Rainey 5-4

RECEIVING

WAS: R. Helu, Jr. 6-57, 1 TD; D. Jackson 4-35; N. Paul 3-17; A. Morris 2-36; J. Reed 2-22; A. Roberts 2-21; S. Redd 2-9; P. Garçon 1-6; D. Young 1-4

TB: M. Evans 7-209, 2TD; V. Jackson 3-43; C. Sims 3-8; B. Myers 1-21; A. Seferian-Jenkins 1-7

PUNT RETURNS

WAS: A. Roberts 2-7

TB: M. Thigpen 1-0

KICKOFF RETURNS

WAS: A. Roberts 5-117

TB: L. Johnson 1-18; J. Lane 1-9

SACKS

WAS: T. Murphy 1-5; B. Cofield 1-2

TB: J. Smith 2-15; G. McCoy 1.5-11.5; C. McDonald 1-6; M. Johnson 1-6; T. Fatinikun 0.5-1.5

2014 GAME RECAPS

Nov. 23, 2014

GAME 11

Levi's Stadium (Santa Clara, Calif.)

49ERS 17, REDSKINS 13

SANTA CLARA, Calif. – The Washington Redskins fell to the San Francisco 49ers, 17-13, in front of an announced crowd of 70,799 people at Levi's Stadium in Week 12.

The Redskins recorded three takeaways, their most of the season and their most since Week 17 last season against the New York Giants. The Redskins finished the game with a plus-2 turnover differential, the team's best since recording the same margin in Week 4 last season at Oakland.

Running back Alfred Morris recorded a season-high 125 rushing yards on 21 carries with one rushing touchdown. His 125 yards in the game were the fourth-most in a single game in his career. The 100-yard rushing game was Morris' first of the season and the 11th of his career. It was his first 100-yard rushing performance since Week 10 of the 2013 season at Minnesota.

Morris' averaged 5.95 yards per carry, his highest average since posting an average of 6.50 yards per carry in Week 1 at Houston. It marked the fifth time in Morris' career that he has reached at least 5.90 yards per carry in a single game. He scored his 27th career rushing touchdown on a one-yard run in the second quarter, tying his output from a season ago with his seventh rushing touchdown of the season.

Rookie cornerback Greg Ducre saw his first career action on defense after appearing solely on special teams in two games earlier this season. In the third quarter, he registered his first career interception, picking off San Francisco's Colin Kaepernick. Ducre's interception snapped a streak of 129 consecutive pass attempts without an interception for Kaepernick.

Including the interception by Ducre and cornerback Bashaud Breeland's interception vs. Tennessee in Week 7, the Redskins have now had two rookies record their first career interceptions in a single season for the first time since 2005 (Carlos Rogers and Dimitri Patterson).

Punter Tress Way matched career highs in punts (eight) and punts downed inside the 20 (three), accumulating 373 yards for an average of 46.6 yards per punt. Way had two punts downed at the 5-yard line, marking the first time a Redskins punter had multiple punts downed at the opponent's 5-yard line or closer in a single game since Ryan Plackemeier accomplished the feat vs. Philadelphia on Dec. 21, 2008 (two).

TEAM	QTR	TIME	SCORING PLAY	DRIVE	WAS	SF
SF	1	11:13	A. Boldin 30 yd. pass from C. Kaepernick (P. Dawson kick)	5-59, 2:18	0	7
WAS	2	5:33	A. Morris 1 yd. run (K. Forbath kick)	10-61, 5:48	7	7
SF	2	0:00	P. Dawson 41 yd. Field Goal	12-70, 5:53	7	10
WAS	3	0:31	K. Forbath 27 yd. Field Goal	7-69, 4:18	10	10
WAS	4	7:42	K. Forbath 46 yd. Field Goal	4-8, 2:21	13	10
SF	4	2:59	C. Hyde 4 yd. run (P. Dawson kick)	8-75, 4:43	13	17

PASSING

WAS: R.Griffin III 11-19 106; P. Garçon 0-1

SF: C. Kaepernick 20-29 256, 1 TD, 1 INT

RUSHING

WAS: A.Morris 21-125, 1 TD; R. Griffin III 4-11; D. Young 2-0

SF: F. Gore 13-36; C. Hyde 7-16, 1 TD; C. Kaepernick 9-14

RECEIVING

WAS: P. Garçon 3-34; D. Jackson 2-39; R. Helu 2-9; N. Paul 1-11; A. Roberts 1-7; A. Morris 1-5; L. Paulsen 1-1; D. Young 0-0

SF: A. Boldin 9-137, 1 TD; M. Crabtree 5-58; B. Miller 3-40; V. Davis 3-21; B. Lloyd 0-0; S. Johnson 0-0

PUNT RETURNS

WAS: A. Roberts 2-11; D. Jackson 1-0

SF: P. Cox 4-8

KICKOFF RETURNS

WAS: A. Roberts 2-37

SF: C. Hyde 4-98

SACKS

WAS: J. Hatcher 1-6; R. Kerrigan 1-4

SF: Ald. Smith 2-16; J. Smith 1-3; R. McDonald 1-7; A. Lynch 1-3

2014 GAME RECAPS

Nov. 30, 2014

GAME 12

Lucas Oil Stadium (Indianapolis)

COLTS 49, REDSKINS 27

INDIANAPOLIS – The Washington Redskins fell to the Indianapolis Colts, 49-27, in front of an announced crowd of 65,352 people at Lucas Oil Stadium in Week 13.

Quarterback Colt McCoy started his second game of the season and completed 31-of-47 passes with a passer rating of 113.1 and set career highs in passing yards (392) and passing touchdowns (three). The 300-yard passing effort was the second of McCoy's career and his first since Oct. 2, 2011 vs. Tennessee as a member of the Cleveland Browns.

Tight end Jordan Reed tied his career high in receptions (nine) and posted a season-high 123 yards. His previous career high in each category came in Week 7 last season vs. Chicago (nine receptions for 134 yards).

The Redskins recorded takeaways on the first two possessions of a game for the first time since recording interceptions against the Dallas Cowboys on the Cowboys' first two drives on Dec. 30, 2012. The Redskins recorded three total takeaways in the first half, doing so for the first time since Week 11 of the 2012 season vs. Philadelphia.

Linebacker Ryan Kerrigan, an Indiana native, recorded a sack to establish a new single-season career high (9.5). On the game's first play from scrimmage, Kerrigan registered a sack and forced fumble on Colts quarterback Andrew Luck that was recovered by defensive end Jason Hatcher. The forced fumble was the 13th of Kerrigan's career, tying him with Ken Harvey for the most by a member of the Redskins since 1994.

Several Redskins receivers reached career milestones during the game. Wide receiver Pierre Garçon surpassed 5,000 career receiving yards during the contest, and wide receiver DeSean Jackson recorded his 400th career reception and surpassed 7,000 career receiving yards.

TEAM	QTR	TIME	SCORING PLAY	DRIVE	WAS	IND
WAS	1	13:18	K.Forbath 25 yd. Field Goal	4-8, 1:30	3	0
IND	1	6:05	C.Fleener 30 yd. pass from A.Luck (A.Vinatieri kick)	7-83, 4:02	3	7
IND	2	12:27	D.Herron 49 yd. run (A.Vinatieri kick)	5-80, 2:24	3	14
IND	2	6:53	T.Hilton 3 yd. pass from A.Luck (A.Vinatieri kick)	9-68, 4:00	3	21
WAS	2	1:59	R.Helu, Jr. 21 yd. pass from C.McCoy (K.Forbath kick)	9-84, 4:54	10	21
WAS	3	11:22	L.Paulsen 16 yd. pass from C.McCoy (K.Forbath kick)	8-80, 3:38	17	21
IND	3	10:05	D.Moncrief 48 yd. pass from A.Luck (A.Vinatieri kick)	3-56, 1:17	17	28
IND	3	7:30	D.Jackson 35 yd. fumble return (A.Vinatieri kick)		17	35
WAS	3	5:12	D.Jackson 42 yd. pass from C.McCoy (K.Forbath kick)	6-80, 2:18	24	35
IND	3	4:45	C.Fleener 73 yd. pass from A.Luck (A.Vinatieri kick)	2-73, 0:27	24	42
WAS	4	12:00	K.Forbath 29 yd. Field Goal	6-37, 1:45	27	42
IND	4	10:34	D.Moncrief 79 yd. pass from A.Luck (A.Vinatieri kick)	3-80, 1:26	27	49

PASSING

WAS: C. McCoy 31-47 392, 3 TD
IND: A. Luck 19-27 370, 5 TD, 1 INT

RUSHING

WAS: A. Morris 17-67; C. McCoy 3-12; R. Helu, Jr. 1-5
IND: D. Herron 8-88, 1 TD; A. Luck 4-20; T. Richardson 8-12; D. Moncrief 1-6

RECEIVING

WAS: J. Reed 9-123; D. Jackson 5-84, 1 TD; R. Helu, Jr. 4-61, 1 TD; S. Moss 3-30; A. Morris 3-16; P. Garçon 3-9; A. Roberts 2-46; L. Paulsen 1-16, 1 TD; N. Paul 1-7
IND: T. Hilton 5-62, 1 TD; C. Fleener 4-127, 2 TD; R. Wayne 4-31; D. Moncrief 3-134, 2 TD; D. Herron 2-8; J. Doyle 1-8

PUNT RETURNS

WAS: A. Roberts 2-17
IND: J. Cribbs 3-13

KICKOFF RETURNS

WAS: A. Roberts 1-18
IND: J. Cribbs 5-156

SACKS

WAS: R. Kerrigan 1-9
IND: E. Walden 2-14; J. Newsome 1.5-11.5; G. Toler 1-16; J. Freeman 1-5; A. Jones 0.5-4.5

2014 GAME RECAPS

Dec. 7, 2014

GAME 13

FedExField (Landover, Md.)

RAMS 24, REDSKINS 0

LANDOVER, Md. – The Washington Redskins fell to the St. Louis Rams, 24-0, in front of an announced crowd of 71,120 people at FedExField in Week 14.

Wide receiver Pierre Garçon recorded game highs in receptions (nine) and receiving yards (95). Garçon entered the game with 394 career receptions and surpassed 400 career receptions with his nine-catch performance.

Linebacker Ryan Kerrigan improved upon his single-season career high in sacks, collecting two sacks to push his season total to 11.5. The multi-sack game was the sixth of Kerrigan's career and his first since a team-record-tying four-sack performance vs. Jacksonville in Week 2 this season. Kerrigan tied Dave Butz (1993) and Charles Mann (1991) for seventh-most sacks in a season in team history, and his 2014 campaign represented the ninth time a member of the Redskins has recorded at least 11.5 sacks.

Kerrigan became the seventh player in team history to record at least 35 career sacks with the Redskins. During the game, he passed Andre Carter (34.0) and Dave Butz (35.5) for sixth on the Redskins' all-time sack list.

On his first sack, Kerrigan forced a fumble by Rams quarterback Shaun Hill. The forced fumble was the 14th of Kerrigan's career, passing Ken Harvey (13) for most by a member of the Redskins since 1994. Kerrigan forced a fumble in consecutive games for the first time since Weeks 3-4 of the 2011 season.

Linebacker Perry Riley, Jr. recorded three tackles for loss, his most since registering three tackles for loss vs. Philadelphia in Week 11 of the 2012 season. Linebacker Will Compton earned his third career start and recorded a career-high 14 tackles (nine solo), exceeding his previous high of six (four solo) set in Week 7 vs. Tennessee.

TEAM	QTR	TIME	SCORING PLAY	DRIVE	WAS	STL
STL	2	12:19	J. Cook 35 yd. pass from S. Hill (kick failed)	5-58, 2:34	0	6
STL	3	7:39	G. Zuerlein 34 yd. Field Goal	13-61, 7:21	0	9
STL	3	3:52	J. Cook 1 yd. pass from S. Hill (J. Hekerto C. Harkey pass)	4-35, 2:15	0	17
STL	3	1:36	T. Austin 78 yd. punt return (G. Zuerlein kick)	-	0	24

PASSING

WAS: C. McCoy 20-32 199, 2 INT; R. Griffin III 3-4 33

STL: S. Hill 16-22 213, 2 TD

RUSHING

WAS: C. McCoy 2-11; S. Redd 1-8; A. Morris 8-6; T. Way 1-2

STL: T. Mason 20-66; T. Austin 5-46; B. Cunningham 3-20; S. Hill 2--1

RECEIVING

WAS: P. Garçon 9-95; S. Moss 3-43; S. Redd 3-36; J. Reed 3-25; A. Roberts 2-11; A. Morris 1-11; N. Paul 1-7; R. Grant 1-4

STL: B. Cunningham 5-28; J. Cook 4-61, 2 TD; K. Britt 2-52; S. Bailey 2-47; T. Austin 2-14; L. Kendricks 1-11

PUNT RETURNS

WAS: A. Roberts 2-3

STL: T. Austin 4-143, 1 TD

KICKOFF RETURNS

WAS: A. Roberts 4-91

STL: B. Cunningham 1-20

SACKS

WAS: R. Kerrigan 2-8; C. Baker 1-3; T. Murphy 0.5-2; J. Hatcher 0.5-2

STL: J. Laurinaitis 1.5-10; R. Quinn 1.5-12; W. Hayes 1-12; M. Barron 1-7; A. Donald 1-8; E. Sims 1-4

2014 GAME RECAPS

Dec. 14, 2014

GAME 14

MetLife Stadium (East Rutherford, N.J.)

GIANTS 24, REDSKINS 13

EAST RUTHERFORD, N.J. – The Washington Redskins fell to the New York Giants, 24-13, in front of an announced crowd of 77,628 people at MetLife Stadium in Week 15.

Quarterback Colt McCoy started for Washington and completed 4-of-7 passes for 39 yards and rushed twice for 24 yards before exiting the game with an injury. McCoy recorded a 19-yard run in the first quarter, his longest rush since posting a career-long 20-yarder as a member of the Cleveland Browns on Nov. 27, 2011.

Quarterback Robert Griffin III played in relief and completed 18-of-27 passes for 236 yards with one touchdown. Griffin III also added 46 rushing yards on five carries. With 236 passing yards on the day, Griffin III passed Jay Schroeder (7,445) for 10th-most passing yards in team history.

The Redskins rushed for 144 yards on 27 attempts. The team's 5.33-yards-per-carry average was its highest since Week 1 at Houston (5.70). The Redskins had seven different players record a rushing attempt in the game (Morris, Griffin III, McCoy, Thompson, Young, Redd, Jr. and DeSean Jackson). It marked the first time seven different members of the Redskins had registered a carry in a single game since Nov. 4, 2012 vs. Carolina.

Linebacker Ryan Kerrigan pushed his career-high sack total this season to 12.5 with a sack of Eli Manning in the third quarter. Kerrigan tied Marco Coleman (12.5 in 2000) for the sixth-most sacks in a single season in team history. He recorded at least a full sack in four consecutive games for the first time in his career and became the first member of the Redskins with at least 1.0 sack in four straight games since Brian Orakpo in Weeks 10-13 last season.

Running back Chris Thompson made his season debut, appearing in his first game action since Week 4 last season. In the second quarter, Thompson scored a touchdown on the first reception of his career on a nine-yard pass from Griffin III, becoming the first member of the Redskins to score a touchdown on his first career reception since Darrel Young vs. Philadelphia on Nov. 15, 2010.

TEAM	QTR	TIME	SCORING PLAY	DRIVE	WAS	NYG
WAS	1	6:47	K. Forbath 35 yd. Field Goal	13-79, 6:11	3	0
NYG	1	1:40	O. Beckham 10 yd. pass from E.Manning (J.Brown kick)	12-56, 5:07	3	7
WAS	2	8:19	C. Thompson 9 yd. pass from R. Griffin III (K.Forbath kick)	7-77, 4:07	10	7
NYG	3	13:18	J. Brown 32 yd. Field Goal	4-3, 1:42	10	10
WAS	3	3:27	K. Forbath 38 yd. Field Goal	8-73, 4:07	13	10
NYG	3	1:22	O. Beckham 35 yd. pass from E. Manning (J. Brown kick)	4-81, 2:05	13	17
NYG	4	4:41	O. Beckham 6 yd. pass from E.Manning (J.Brown kick)	12-76, 5:19	13	24

PASSING

WAS: R. Griffin 18-27 236, 1 TD; C. McCoy 4-7 39

NYG: E. Manning 23-34 250, 3 TD

RUSHING

WAS: A. Morris 14-49; R. Griffin 5-46; C. McCoy 2-24; C. Thompson 3-12; D. Jackson 1-9; D. Young 1-3; S. Redd 1-1

NYG: A. Williams 18-44, 1 TD; R. Jennings 1-3; H. Hynoski 2-2; O. Beckham 1-0

RECEIVING

WAS: P. Garcon 4-36; S. Redd 3-62; C. Thompson 3-22, 1 TD; D. Jackson 3-15; J. Reed 3-13; A. Roberts 2-81; S. Moss 1-18; N. Paul 1-17; L. Paulsen 1-9; D. Young 1-2

NYG: O. Beckham 12-143, 3 TD; K. Ogletree 3-25; R. Randle 2-30; L. Donnell 2-11; D. Fells 1-16; P. Parker 1-12; A. Williams 1-9; C. Washington 1-4

PUNT RETURNS

WAS: A. Roberts 1-1

NYG: O. Beckham 4-19

KICKOFF RETURNS

WAS: A. Roberts 1-33

NYG: P. Parker 3-90

SACKS

WAS: R. Kerrigan 1-12

NYG: D. Kennard 0.5-1.5; J. Pierre-Paul 2.5-17.5; J. Hankins 2.5-18; D. Moore 0.5-2; C. Jenkins 1-8

2014 GAME RECAPS

Dec. 20, 2014

GAME 15

FedExField (Landover, Md.)

REDSKINS 27, EAGLES 24

LANDOVER, Md. – The Washington Redskins snapped a six-game losing streak with a 27-24 victory against the Philadelphia Eagles in front of an announced crowd of 78,897 people at FedExField in Week 16.

Kicker Kai Forbath converted a 26-yard field goal attempt with five seconds remaining for his third game-winning field goal of the season and the fourth game-winning field goal of his career. The field goal came after rookie cornerback Bashaud Breeland's interception with less than two minutes remaining.

Wide receiver DeSean Jackson earned his first victory against his former team and recorded four receptions for 126 yards (31.5 avg.). In two games against his former team this season, Jackson caught nine passes for 243 yards (27.0 avg.) with one touchdown.

With a 51-yard reception on his second catch of the game, Jackson surpassed 1,000 receiving yards on the season to post the 28th 1,000-yard receiving season in team history. Jackson became the fifth member of the Redskins to post 1,000 receiving yards in his first season in Washington (Bobby Mitchell in 1962, Henry Ellard in 1994, Laveranues Coles in 2003 and Santana Moss in 2005).

Jackson registered his sixth 100-yard receiving game this season. His six 100-yard games in a single season by a member of the Redskins mark for the fourth time the feat has been accomplished since 1960 (Bobby Mitchell, 7 in 1962 and 6 in 1963; Art Monk, 6 in 1985).

Running back Alfred Morris finished the game with 83 rushing yards and a touchdown on 21 carries, breaking the 1,000-yard mark on the season with the effort. He became only the fourth player in Redskins history to post three career 1,000-yard rushing seasons with the Redskins (Clinton Portis, 4; John Riggins, 4; Stephen Davis, 3), and he joined Davis (1999-2001) as the only players in Redskins history to rush for 1,000 yards in three consecutive seasons.

Fullback Darrel Young, the team's 2014 Walter Payton Man of the Year, scored two rushing touchdowns and set a new career high with five total touchdowns this season. He became only the third NFL player since the 1970 merger to finish a game with two touchdowns on two carries with only two rushing yards, joining Cleveland's Brian Sipe (Nov. 3, 1974) and Philadelphia's Norm Snead (Nov. 23, 1970).

TEAM	QTR	TIME	SCORING PLAY	DRIVE	WAS	NYG
WAS	1	6:04	K.Forbath 25 yd. Field Goal (12-40, 5:38)	10-40, 5:38	3	0
PHI	1	1:49	L.McCoy 11 yd. run (C.Parkey kick) (10-79, 4:15)	10-79, 4:15	3	7
WAS	1	0:19	A.Morris 28 yd. run (K.Forbath kick) (3-80, 1:30)	3-80, 1:30	10	7
PHI	2	3:39	R.Cooper 3 yd. pass from M.Sanchez (C.Parkey kick) (15-93, 7:04)	15-93, 7:04	10	14
WAS	3	6:46	D.Young 1 yd. run (K.Forbath kick) (12-76, 6:48)	12-76, 6:48	17	14
WAS	3	0:26	D.Young 1 yd. run (K.Forbath kick) (4-64, 1:56)	4-64, 1:56	24	14
PHI	4	10:27	R.Cooper 16 yd. pass from M.Sanchez (C.Parkey kick) (11-85, 4:59)	11-85, 4:59	24	21
PHI	4	6:17	C.Parkey 22 yd. Field Goal (9-50, 2:54)	9-50, 2:54	24	24
WAS	4	0:05	K.Forbath 26 yd. Field Goal (6-50, 1:26)	6-50, 1:26	27	24

PASSING

WAS: R.Griffin III 16-23 220, 1 INT

PHI: M.Sanchez 37-50 374, 2 TD 1 INT

RUSHING

WAS: A. Morris 21-83, 1 TD; R. Griffin III 5-11; S. Redd 1-4; D. Young 2-2, 2 TD

PHI: L. McCoy 22-88, 1 TD; D. Sproles 4-24; M. Sanchez 5-22

RECEIVING

WAS: D. Jackson 4-126; P. Garcon 4-61; C. Thompson 3-5; J. Reed 2-5; A. Roberts 1-14; L. Paulsen 1-6; D. Young 1-3

PHI: Z. Ertz 15-115; D. Sproles 6-43; R. Cooper 5-53; J. Maclin 4-62; J. Matthews 3-58; L. McCoy 3-28; B. Celek 1-15

PUNT RETURNS

WAS: None

PHI: D. Sproles 2-10

KICKOFF RETURNS

WAS: A. Roberts 4-95

PHI: J. Huff 3-65

SACKS

WAS: R. Kerrigan 1-6; Trev. Williams 1-5; J. Jeffcoat 1-2

NYG: M. Kendricks 1-10; F. Cox 1-5



2014 GAME RECAPS

Dec. 28, 2014

GAME 16

FedExField (Landover, Md.)

COWBOYS 44, REDSKINS 17

LANDOVER, Md. – The Washington Redskins dropped their season finale to the Dallas Cowboys, 44-17, in front of an announced crowd of 80,897 people at FedExField in Week 17.

Wide receiver DeSean Jackson caught two passes for 86 yards with one touchdown and finished the season with an average of 20.9 yards per reception. He became the first member of the Redskins to finish a season as the NFL leader in yards per reception since Henry Ellard (19.5 in 1996). He would be the fourth in team history to accomplish the feat (Ellard in 1996, Jim Podoley in 1957 and Hugh Taylor in 1950).

Quarterback Robert Griffin III completed 27-of-41 passes for 336 yards with one touchdown. With his 27 completions, the 2014 Redskins finished the season with 364 completions, breaking the team record for completions in a season set last year (355). The Redskins also finished the season with a completion percentage of 66.5 percent, breaking the team record of 65.8 percent set in 2012.

The 300-yard passing game was the first of the season for Griffin III and the seventh of his career. Prior to Sunday, his most recent 300-yard passing game came in Week 3 of the 2013 season vs. Detroit. He scored on a two-yard touchdown run in the fourth quarter, his first rushing touchdown of the season and his first since Week 17 of the 2012 season vs. Dallas.

Punter Tress Way recorded a 60-yard punt and finished the season averaging 47.5 yards per punt, the fourth-best mark in team history. He became the first member of the Redskins to lead the NFL in punting in a single season since Sam Baker in 1958 (45.4).

TEAM	QTR	TIME	SCORING PLAY	DRIVE	WAS	DAL
DAL	1	10:15	D. Bailey 36 yd. Field Goal	9-55, 4:45	0	3
WAS	1	8:42	D. Jackson 69 yd. pass from R. Griffin (K. Forbath kick)	3-80, 1:33	7	3
DAL	1	6:25	D. Bryant 65 yd. pass from T. Romo (D. Bailey kick)	4-80, 2:17	7	10
DAL	1	2:07	D. Bryant 23 yd. pass from T. Romo (D. Bailey kick)	5-74, 2:53	7	17
DAL	2	11:30	D. Bailey 32 yd. Field Goal	9-56, 4:02	7	20
DAL	2	8:10	D. Murray 9 yd. run (D. Bailey kick)	6-49, 3:20	7	27
WAS	2	1:20	K. Forbath 25 yd. Field Goal	14-73, 6:50	10	27
WAS	4	6:45	R.Griffin 2 yd. run (K.Forbath kick)	10-58, 3:59	17	27
DAL	4	3:31	D.Bailey 23 yd. Field Goal	8-61, 3:14	17	30
DAL	4	3:12	A.Spencer 5 yd. fumble return (D.Bailey kick)		17	37
DAL	4	1:40	J.Randle 65 yd. run (D.Bailey kick)	1-65, 0:09	17	44

PASSING

WAS: R. Griffin III 27-41 336, 1 TD, 2 INT

DAL: T. Romo 22-34 299, 2 TD, 1 INT

RUSHING

WAS: A. Morris 12-43; R. Helu, Jr. 6-42; R. Griffin III 6-19

DAL: D. Murray 20-100, 1 TD; J. Randle 4-69, 1 TD; L. Dunbar 1-4; D. Harris 1-1

RECEIVING

WAS: J. Reed 9-70; R. Helu, Jr. 4-41; S. Moss 3-25; D. Jackson 2-86, 1 TD; P. Garçon 2-53; N. Paul 2-19; A. Morris 2-19; D. Young 1-9; A. Roberts 1-7; R. Grant 1-7

DAL: C. Beasley 6-57; D. Bryant 4-99, 2 TD; J. Witten 4-49; T. Williams 3-68; D. Murray 3-21; J. Randle 1-3; J. Hanna 1-2

PUNT RETURNS

WAS: A. Roberts 2-15

DAL: D. Harris 2-12

KICKOFF RETURNS

WAS: A. Roberts 2-61; N. Paul 2-36; S. Long 1-12; L. Paulsen 1-10

DAL: D. Harris 2-55

SACKS

WAS: K. Robinson 1-16

DAL: T. McClain 1-13; J. Mincey 1-8; G. Selvie 1-6

2014 RECAP

2014 NFL STANDINGS AND RESULTS

NATIONAL FOOTBALL CONFERENCE

NFC East

Team	W	L	T	Pct	Conf	Div	Streak
Cowboys	12	4	0	.750	8-4-0	4-2-0	Won 4
Eagles	10	6	0	.625	6-6-0	4-2-0	Won 1
Giants	6	10	0	.375	4-8-0	2-4-0	Lost 1
Redskins	4	12	0	.250	2-10-0	2-4-0	Lost 1

North Division

Team	W	L	T	Pct	Conf	Div	Streak
Packers	12	4	0	.750	9-3-0	5-1-0	Won 2
Lions	11	5	0	.688	9-3-0	5-1-0	Lost 1
Vikings	7	9	0	.438	6-6-0	1-5-0	Won 1
Bears	5	11	0	.313	4-8-0	1-5-0	Lost 5

South Division

Team	W	L	T	Pct	Conf	Div	Streak
Panthers	7	8	1	.469	6-6-0	4-2-0	Won 4
Saints	7	9	0	.438	6-6-0	3-3-0	Won 1
Falcons	6	10	0	.375	6-6-0	5-1-0	Lost 1
Buccaneers	2	14	0	.125	1-11-0	0-6-0	Lost 6

West Division

Team	W	L	T	Pct	Conf	Div	Streak
Seahawks	12	4	0	.750	10-2-0	5-1-0	Won 6
Cardinals	11	5	0	.688	8-4-0	3-3-0	Lost 2
49ers	8	8	0	.500	7-5-0	2-4-0	Won 1
Rams	6	10	0	.375	4-8-0	2-4-0	Lost 3

AMERICAN FOOTBALL CONFERENCE

AFC East

Team	W	L	T	Pct	Conf	Div	Streak
Patriots	12	4	0	.750	9-3-0	4-2-0	Lost 1
Bills	9	7	0	.563	5-7-0	4-2-0	Won 1
Dolphins	8	8	0	.500	6-6-0	3-3-0	Lost 1
Jets	4	12	0	.250	4-8-0	1-5-0	Won 1

North Division

Team	W	L	T	Pct	Conf	Div	Streak
Steelers	11	5	0	.688	9-3-0	4-2-0	Won 4
Bengals	10	5	1	.656	7-5-0	3-3-0	Lost 1
Ravens	10	6	0	.625	6-6-0	3-3-0	Won 1
Browns	7	9	0	.438	4-8-0	2-4-0	Lost 5

South Division

Team	W	L	T	Pct	Conf	Div	Streak
Colts	11	5	0	.688	9-3-0	6-0-0	Won 1
Texans	9	7	0	.563	8-4-0	4-2-0	Won 2
Jaguars	3	13	0	.188	2-10-0	1-5-0	Lost 1
Titans	2	14	0	.125	2-10-0	1-5-0	Lost 10

West Division

Team	W	L	T	Pct	Conf	Div	Streak
Broncos	12	4	0	.750	10-2-0	6-0-0	Won 1
Chiefs	9	7	0	.563	7-5-0	3-3-0	Won 1
Chargers	9	7	0	.563	6-6-0	2-4-0	Lost 1
Raiders	3	13	0	.188	2-10-0	1-5-0	Lost 1

NFL PLAYOFFS

Wild Card Round



Saturday, Jan. 3
Carolina Panthers 27, Arizona Cardinals 16



Saturday, Jan. 3
Baltimore Ravens 30, Pittsburgh Steelers 17



Sunday, Jan. 4
Indianapolis Colts 26, Cincinnati Bengals 10



Sunday, Jan. 4
Dallas Cowboys 24, Detroit Lions 20



Divisional Round



Saturday, Jan. 10
New England Patriots 35, Baltimore Ravens 31



Saturday, Jan. 10
Seattle Seahawks 31, Carolina Panthers 17



Sunday, Jan. 11
Green Bay Packers 26, Dallas Cowboys 21



Sunday, Jan. 11
Indianapolis Colts 24, Denver Broncos 13



AFC Championship



Sunday, Jan. 18
New England Patriots 45, Indianapolis Colts 7



NFC Championship



Sunday, Jan. 18
Seattle Seahawks 28, Green Bay Packers 22 (OT)



Pro Bowl



Sunday, Jan. 25
Team Irvin 32, Team Carter 28



Super Bowl XLIX



Sunday, Feb. 1
New England Patriots 28, Seattle Seahawks 24





HISTORY AND RECORDS



2015



ALL-TIME ASSISTANT COACHES

A

Aldrich, Charles "Ki"	1947
Applebaum, Matt	2010
Arapoff, Jason	1992-00
Arnsparger, Bill	2001
Austin, Bill	1969-70, 1973-77

B

Baker, Ray	1937-39
Ball, Herman	1952-54
Baker, Brian	2014
Banta, Bradford	2014
Bass, Marvin	1952
Banker, Chuck	1987-88
Bernstein, Harrison	2007-09
Bielski, Dick	1973-76
Blache, Greg	2004-09
Blacken, Malcolm	2010
Bowser, Bob	1978-80
Breaux, Don	1981-93, 2004-07
Brindise, Noah	2002-03
Bugel, Joe	1981-89, 2004-09
Burney, Jacob	2010-14
Burns, DeChon	2002-03
Burns, Jack	1989-91, 2004-07
Burns, Keith	2013
Byner, Earnest	2004-07

C

Cabrelli, Larry	1951
Callahan, Ray	1978-80
Cameron, Cam	1994-96
Carpenter, Ken	1968
Carpenter, Lew	1969-70
Carmichael Jr., Pete	2001
Carter, Ruben	1999-00
Catavolos, George	2002-03
Cherundolo, Charles	1964-65
Clarke, Ken	2003
Collins, Jim	2002-03
Coyer, Larry	2013
Crumpler, Bobby	2003-09

D

Day, Shane	2014
DePaul, Bobby	1989-93
Diange, Joe	1987
Dickson, George	1969-70, 1978-80
Doll, Don	1966-70
Dowhower, Rod	1990-93
Dowler, Boyd	1971-72
Dudley, Bill	1953
Dunn, John	1984-86, 2004-05

E

Edwards, George	2002-03
Edwards, Glenn "Turk"	1940-45, 1949
Englehart, Chad	2010-14
Embree, Jon	2010
Evans, Dick	1955-58

F

Fazio, Foge	2000
FitzGerald, Jeff	1998-99
Flaherty, Pat	2000
Flowers, Richmond	2010-13
Foerster, Chris	2010-14

G

Garber, Chip	2009
Gibbs, Coy	2004-06
Gibron, Abe	1960-64
Gray, Jerry	2006-09
Grimm, Russ	1992-00
Guenther, Paul	2002-03

H

Haluchak, Mike	1994-96
Hanifan, Jim	1990-96
Haslett, Jim	2010-14
Hastings, John	2002-09
Hayes, Tom	1995-99
Hawkins, Ralph	1972-77
Hefferle, Ernie	1959
Helton, Kim	2002-03
Henning, Dan	1981-82, 1987-88
Hickman, Bill	1973-77, 1981-88
Hightower, Richard	2010-13
Hilliard, Ike	2012, 14
Hilton, John	1978-80
Hilyer, Jim	1975-76
Hixon, Stan	2004-07
Holland, Lawson	2002-08
Holmes, Jerry	2001
Horton, Ray	1994-96
Huff, Sam	1969-70
Hughes, Ed	1964-67
Hunley, Ricky	2002
Hunt, John	2002-03

J

Jackson, Bobby	1994-99
Jackson, Hue	2001-03
Jackson, Steve	2004-11
Jordan, Randy	2014

K

Karmelowicz, Bob	1994-96
Kelly, Paul	2010-14
Khayat, Bill	2007-09
Kilroy, Frank	1962-64
Kotwica, Ben	2014
Kuharich, Joe	1954

L

LaFleur, Matt	2010-13
Lanham, Paul	1973-77, 1987-88
Lazor, Bill	2004-07
Leggett, Earl	1997-99
Levy, Marv	1971-72
Lewis, Marvin	2002
Lindsey, Dale	1997-98, 2004-06
Lynn, Ron	1994-96

M

Mann, Richard	2001
Manusky, Greg	2001
Marchbroda, Ted	1961-65, 1971-74
Martz, Mike	1997-98
Mathews, Ray	1968
Matuszak, Marv	1977
McCardell, Keenan	2010-11
McCormack, Mike	1966-72
McCulley, Pete	1977
McDaniel, LeCharls	1997-00
McDaniel, Mike	2011-13
McPeak, Bill	1959
McVay, Sean	2010-14
Mee, Kirk	1974-77
Meeke, Ron	2000
Meidt, Chris	2008-09
Millner, Wayne	1946-48, 1954
Mitchell, Stump	2008-09
Moore, Wilber	1947-50
Morgan, Chris	2011-13
Morris, Raheem	2012-14
Morton, Chip	2002
Munsey, Bret	2014
Musgrave, Bill	2005

N

Neri, Jerry	1952
Nixon, Mike	1954-58
Nolan, Mike	1997-99
Nunn, Robert	2003

O

O'Connor, Fred	1979-80
Olivadotti, Kirk	1999-2010, 14
Olson, Rich	1999-00

P

Palermo, John	2008-09
Pardee, Jack	1973
Peccatiello, Larry	1981-93
Peeetz, Jake	2014
Petitbon, Richie	1978-92
Pendry, Joe	2001
Phillips, Wes	2014
Pleasant, Aubrey	2013-14
Pope, Michael	1997-99

R

Raines, Frank	1988-89
Raye, Jimmy	2001
Reed, Max	1950
Renfro, Ray	1966-67
Rhodes, Ray	2000
Rhome, Jerry	1983-87
Riley, Dan	1982-99
Robiskie, Terry	1994-00
Rodriguez, Pete	1994-97

ALL-TIME ASSISTANT COACHES

S

Saunders, Al	2006-07
Saunders, Bob	2006-07
Scarry, Mike	1966-68
Schottenheimer, Brian	2001
Schottenheimer, Kurt	2001
Schiotz, Matt	2001
Sevier, Wayne	1981-86, 1989-93
Shanahan, Kyle	2010-13
Sidwell, Ed	1997-99
Siemering, Larry	1953
Simmons, Warren "Rennie"	1981-93, 2004-08
Slowik, Bob	2010-13
Slowik, Bobby	2011-13
Smith, Arthur	2007-08
Smith, Danny	2004-12
Smith, Mark	2003
Smith, Sherman	2008-09
Spanos, Lou	2010-11
Sparano, Jim	2001
Speros, Jim	1982-83
Spinosa, Tony	2006
Spurrer Jr., Steve	2002-03
Sullivan, Joe	1971-72
Stautner, Ernie	1965
Stock, Mike	2001-03
Svare, Harland	1969-70



T

Taylor, Charley	1981-93
Temerario, Tim	1960-65
Tereshinski, Joe	1955-59
Thomas, Emmit	1986-94
Todd, Dick	1951
Torgeson, Torgy	1959-61, 1971-77, 1981-93
Trgovac, Mike	2000-01
Turner, Bobby	2010-13
Tuttle, Orville	1951

U

Urich, Richard "Doc"	1978-80
----------------------------	---------

V

Verduzco, Jason	2000
-----------------------	------

W

Wachenheim, Scott	2009
Walker, DeWayne	2004-05
Waller, Charlie	1972-77
Walton, Frank	1948
Walton, Joe	1974-80
Wetzel, Steve	1990-91
Williams, Gregg	2004-07
Wilson, George	1965
Wilson, Kirby	2000
Willsey, Ray	1962-63
Winner, Charley	1971-72
Wright, Ray	2010-14



ALL-TIME NUMBERS

0

Olsewski, John, B.....1958-60

00

Bagarus, Steve, HB.....1945-46

1

Roby, Reggie, P.....1993-94
Turk, Matt, P.....1995-99
Bentley, Scott, K.....2000
Plackemeir, Ryan, P.....2008
Paulescu, Sam, P.....2010
Potter, John, K.....2013

2

Weil, Jack, P.....1987
Mojsiejenko, Ralf, P.....1989-90
Goodburn, Kelly, P.....1990-93
Murray, Eddie, K.....1995,2000
Forbath, Kai, K.....2012-14

3

Guglielmi, Ralph, QB.....1955-60
Gogolak, Charlie, K.....1966-68
Moseley, Mark, K.....1974-86
George, Jeff, QB.....2000-01
Hollenbach, Sam, QB.....2007
Smith, Hunter, P (also wore 17).....2009
Beck, John, QB (also wore 12).....2010

4

Bragg, Mike, P.....1968-79
Atkinson, Jess, K.....1986-87
Heppner, Kris, K.....2000
Husted, Michael, K.....2000
Barker, Bryan, P.....2001-03
Hasselbeck, Tim, QB.....2004
Frost, Derrick, P.....2005-07
Gano, Graham, K.....2009-11

5

Knight, Curt, K.....1969-73
Hayes, Jeff, P.....1982-85
Ariri, Obed, K.....1987
Shuler, Heath, QB.....1994-96
Conway, Brett, K.....1998-02
Chandler, Jeff, K.....2004
Brennan, Colt, QB.....2009
McNabb, Donovan, QB.....2010
Cundiff, Billy, K.....2012
Way, Tress, P.....2014

6

Haji-Sheikh, Ali, K.....1987
Kenney, Bill, QB.....1989
Akers, David, K.....1998-99
Barnhardt, Tommy, P (also wore 14).....2000
Matthews, Shane, QB.....2002
Kimrin, Ola, K.....2004
Suisham, Shaun, K.....2006-09
Bidwell, Josh, P.....2010
Rocca, Sav, P.....2011-13

7

Theismann, Joe, QB.....1974-85

8

Holly, Bob, QB.....1982-83
Lohmiller, Chip, K.....1988-94
Husak, Todd, QB.....2000
Garcia, Jose, K.....2002
Hasselbeck, Tim, QB.....2003

Brunell, Mark, QB.....2004-07
Grossman, Rex, QB.....2010-12
Cousins, Kirk, QB (also wore 12).....2014

9

Jurgensen, Sonny, QB.....1964-74

10

Bukich, Rudy, QB.....1957-58
Day, Eagle, QB (also wore 19).....1959-60
Connell, Mike, P.....1980-81
Schroeder, Jay, QB.....1984-85
Rutledge, Jeff, QB.....1990-92
Green, Trent, QB.....1995-98
Graham, Kent, QB.....2001
Jarrett, Craig, K.....2002
Hall, John, K.....2003-06
Bartel, Richard, QB.....2009
Gaffney, Jabar, WR.....2011
Griffin III, Robert, QB.....2012-14

11

Pinckert, Ernie, FB.....1937-40
Hare, Cecil, FB.....1941-42, 45
Fiorentino, Al, G.....1943-44
Jones, Harvey, DB.....1947
Wyant, Fred, QB.....1956
Ninowski, Jim, QB.....1967-68
McQuilken, Kim, QB.....1978-80
Rypien, Mark, QB.....1987-93
Weldon, Casey, QB.....1999
Ramsey, Patrick, QB.....2002-05
Espy, Mike, WR.....2006-07
Thomas, Devin, WR.....2008-10
Robinson, Aldrick, WR (also wore 15).....2012-13
Jackson, DeSean, WR.....2014

12

Britt, Eddie, FB.....1937
Morgan, Boyd, HB.....1939-40
Goodyear, John, HB.....1942
Rymkus, Lou, T.....1943
Fuller, Larry, HB.....1944-45
Shoener, Herb, E, (also wore 84).....1948-49
Gilmer, Harry, QB.....1948-52, 54
Ferris, Neil, DB.....1951-52
Johnson, Randy, QB.....1975-76
Mortensen, Fred, QB.....1979
Flick, Tom, QB.....1981
Laufenberg, Babe, QB (also wore 16).....1983-85
Cox, Steve, P.....1985
Conklin, Cary, QB.....1990-93
Frerotte, Gus, QB.....1994-98
Banks, Tony, QB.....2001
Hamdan, Gibran, QB.....2003
Harris, Steven, WR.....2007
Kelly, Malcolm, WR.....2008-10
Beck, John (also wore 3).....2011
Cousins, Kirk, QB (also wore 8).....2012-13
Roberts, Andre, WR.....2014

13

Justice, Ed, HB.....1937-42
Johnson, Larry, C.....1944
Monaco, Ray, G.....1944
Ryan, Frank, QB.....1969-70
Scott, Jake, S.....1976-78
Jacke, Chris, K.....1997
Thompson, Derrius, WR (also wore 88).....2000
Armstrong, Anthony, WR.....2010-11
Williams, Nick, WR.....2013

14

Manton, Tillie, FB.....1938
Kreuger, Al, HB.....1941-42
Piasecky, Al, E.....1943-45
Miller, Tom, E.....1945
Farmer, Tom, HB.....1947-48
Cox, Billy, B (also wore 40).....1951-52, 55
LeBaron, Eddie, QB.....1952-53, 55-59
Shiner, Dick, QB.....1964-66
Zendejas, Max, K.....1986
Barnhardt, Tommy, P.....1988
Blanchard, Cary, K.....1998
Johnson, Brad, QB.....1999-00
Tuthill, James, K.....2002
Brooks, Durant, P.....2008
Grant, Ryan, WR.....2014

15

Barber, Jim, T.....1937-41
Watts, George, T.....1942
Sneddon, Bob, HB.....1944
Cuppee, Al, G.....1946
Hollar, John, RB.....1948-49
Papit, John, B (also wore 25).....1951-53
Izo, George, QB.....1961-64
Kruczek, Mike, QB.....1980
Rae, Mike, QB.....1981
Robinson, Tony, QB.....1987
Archer, Dave, QB.....1988
Coleman, Greg, P.....1988
Hostetler, Jeff, QB.....1997
Collins, Todd, QB.....2006-09
Morgan, Joshua, WR.....2012-13
Robinson, Aldrick, WR (also wore 11).....2014

16

Slivinski, Steve, G.....1939-43
Sharp, Everett, T.....1944-45
Steber, John, G.....1946-50
Dorow, Al, QB.....1954-56
Snead, Norm, QB.....1961-63
Began, Gary, QB.....1968-69
Petitbon, Richie, S.....1971-72
Laufenberg, Babe, QB (also wore 12).....1983-85
Ribbert, Ed, QB.....1987
Humphries, Stan, QB.....1989-91
Gannon, Rich, QB.....1993
Query, Jeff, WR.....1995
Blanton, Scott, K.....1996-98
Peete, Rodney, QB.....1999
Banks, Brandon, WR.....2010-12
McCoy, Colt, QB.....2014

17

Edwards, Turk, T.....1937-39
Davis, Fred, T.....1941-42, 45
Reynolds, Mack, QB.....1960
Hall, Galen, QB.....1962
Theofiledes, Harry, QB.....1968
Kilmer, Billy, QB.....1971-78
Owen, Tom, QB.....1982
Hart, Jim, QB.....1984
Batkowski, Steve, QB.....1985
Williams, Doug, QB.....1986-89
Friesz, John, QB.....1994
Wuerffel, Danny, QB.....2002
Campbell, Jason, QB.....2005-09
Smith, Hunter, P (also wore 3).....2010
Bellamy, Josh, WR.....2013

ALL-TIME NUMBERS

18

Michaels, Ed, G.....	1937
Bartos, Hank, G.....	1938
Ericksen, Carl, C.....	1938-39
Titchenal, Bob, C.....	1940-42
Hayden, Ken, C.....	1943
Akins, Frank, FB.....	1943-46
Marcus, Pete, E.....	1944
Duckworth, Joe, E.....	1947
Macioszczyk, Art, B.....	1948
Berrang, Ed, E.....	1949-52
Scarpath, Jack, QB.....	1953-54
Wyche, Sam, QB.....	1971-73
Austin, Terrence, WR.....	2010-11
Lewis, Lance, WR.....	2013

19

Malone, Charley, E.....	1937-40
Aguirre, Joe, E.....	1941, 43-45
Pebbles, Jim, E.....	1946-49, 51
Day, Eagle, QB (also wore 10).....	1959-60
Pierce, Dan, RB.....	1970
Shedd, Kenny, WR.....	2000
Tupa, Tom, P.....	2004-05
Mix, Anthony, WR.....	2007
Stallworth, Donté, WR.....	2011
Briscoe, Dezmon, WR.....	2012

20

Battles, Cliff, RB.....	1937
Karamatic, George, HB.....	1938
Seymour, Bob, HB.....	1940-45
Sandifer, Dan, HB.....	1948-49
Thomas, George, B.....	1950-51
Rykovich, Jules, B.....	1952-53
Rosso, George, B.....	1954
Norris, Hal, B.....	1955-56
Nix, Doyle, HB.....	1958-59
Vereb, Ed, RB.....	1960
Freeman, Bob, HB.....	1962
Budd, Frank, WR.....	1963
Mazurek, Fred, B.....	1965-66
Allen, Jerry, B.....	1967-69
Mason, Tommy, RB.....	1971-72
Stone, Ken, S.....	1973-75
Lavender, Joe, CB.....	1976-82
Morton, Michael, RB.....	1985
Welch, Herb, DB.....	1989
Mays, Alvoid, CB.....	1990-94
Logan, Marc, FB.....	1995-97
Hicks, Skip, RB.....	1998-00
Bates, Michael, KR.....	2001
Morton, Chad, RB/KR.....	2003-04
Prioleau, Pierson, S.....	2005-07
Tryon, Justin, CB.....	2008-09
Harris, Macho, S.....	2010
Atogwe, Oshiomogho, S.....	2011
Griffin, Cedric, CB.....	2012
Minnifield, Chase, CB.....	2014

21

Olsson, Swede, G.....	1937-38
Farman, Dick, G.....	1939-43
Walton, Frank, G.....	1944-45
Ward, Bill, C.....	1946-47
Deeks, Don, T.....	1947
Goode, Rob, B (also wore 39).....	1949-51, 54-55
Barni, Roy, B.....	1955-56
Sommer, Mike, B (also wore 27).....	1958
Glick, Gary, B.....	1959-61
Schick, Doyle, LB.....	1961

Carr, Jim, LB.....	1964-65
Mingo, Gene, K.....	1967
Harold, George, B.....	1968
Brown, Tom, DB.....	1969
Jones, Larry, WR.....	1974-77
Nelms, Mike, KR.....	1980-84
Jessie, Tim, RB.....	1987
Byner, Earnest, RB.....	1989-93
Boykin, Todd, CB.....	1994
Allen, Terry, RB.....	1995-98
McMillian, Mark, CB.....	1999
Sanders, Deion, CB.....	2000
Smoot, Fred, CB (also wore 27).....	2001-04
Taylor, Sean, S (also wore 36).....	2005-07

22

Bond, Chuck, T.....	1937-38
Zimmerman, Roy, HB.....	1940-42
Turley, Doug, E.....	1944-48
Dowda, Harry, B (also wore 44).....	1949-53
Justice, Charlie, B.....	1950, 52-54
Crotty, Jim, B.....	1960-61
Jackson, Leroy, HB.....	1962-63
Lewis, Dan, RB.....	1965
Jackson, T.J., WR.....	1967
Harris, Jim, DB.....	1970
Taylor, Roosevelt, DB.....	1972
Thomas, Mike, RB.....	1975-78
Hardeman, Buddy, RB.....	1979-80
Jordan, Curtis, S (also wore 25).....	1981-86
Burmeister, Danny, DB.....	1987
Morris, Jamie, RB.....	1988-89
Bowles, Todd, S (also wore 23).....	1986-90, 92-93
Thomas, Johnny, CB (also wore 41).....	1988-90, 92-94
Wycheck, Frank, TE (also wore 36).....	1993-94
Sutton, Eric, S.....	1996
Williams, Jamel, S.....	1997-98
Murrell, Adrian, RB.....	2000
Serwanga, Kato, DB.....	2001-02
McCullough, Sultan, RB.....	2003
Dennis, Pat, S.....	2004
Rogers, Carlos, CB.....	2005-10
Barnes, Kevin, CB (also wore 25).....	2011
Royster, Evan, RB (also wore 35).....	2012-13
Porter, Tracy, CB.....	2014

23

Irwin, Don, FB.....	1937-40
Birlem, Keith, HB.....	1939
Madarik, Elmer, DB.....	1948
Haynes, Hall, B.....	1950-55
Crabb, Claude, CB.....	1962-63
Hunter, Bill, DB.....	1965
Owens, Brig, DB.....	1966-77
Peters, Tony, SS.....	1979-82, 84-85
Bowles, Todd, S (also wore 22).....	1986-90, 92-93
Savage, Sebastian, CB.....	1995
Bailey, Robert, CB.....	1995
Barnes, Tomur, CB.....	1996
Stevens, Matt, S.....	1998-2000
Carter, Ki-Jana, RB.....	2001
Branch, Bruce, KR.....	2002
Jimoh, Ade, DB.....	2003-04
Stoutmire, Omar, S.....	2005
Vincent, Troy, CB/S.....	2006
Stoutmire, Omar, S.....	2007
Hall, DeAngelo, CB.....	2008-14

24

Turner, Jay, HB.....	1938-39
Livingston, Howie, HB.....	1948-50
Heath, Leon, B (also wore 32).....	1951-53

Kincaid, Blackie, DB.....	1954
Podoley, Jim, HB.....	1957-60
Sample, Johnny, DB.....	1963-65
Rector, Ron, RB.....	1966
Larson, Pete, RB.....	1967-68
Wade, Bob, DB.....	1969
Malinchak, Bill, WR.....	1970-74, 76
Thomas, Spencer, S.....	1975
Parrish, Lemar, CB.....	1978-81
Washington, Joe, RB (also wore 25).....	1981-84
Washington, Anthony, CB.....	1983-84
Bryant, Kelvin, RB.....	1986-88, 90
Harry, Carl, WR.....	1989, 92
Eilers, Pat, CB (also wore 25).....	1992-94
Richard, Stanley, S.....	1995-98
Bailey, Champ, WR.....	1999-03
Springs, Shawn, CB.....	2004-08
Davis, James, RB.....	2010
Gomes, DeJon, S.....	2012
Rambo, Bacarri, S.....	2013-14
Sanford, Jamarca, S.....	2014

25

Krause, Max, FB.....	1937-40
Dow, Ken, FB.....	1941
Poillon, Dick, B.....	1942, 46-69
Seno, Frank, HB.....	1943-44
Doolan, John, HB.....	1945
Brown, Hardy, B.....	1950
Papit, John, B (also wore 15).....	1951-53
Adduci, Nick, B (also wore 44).....	1954-55
Runnels, Tom, B.....	1956-57
Lynch, Dick, B.....	1958
McCabe, Dick, B.....	1959
Krakoski, Joe, B.....	1961
Atkins, Pervis, HB.....	1964
Whitfield, A.D., RB.....	1966-68
Hull, Mike, RB.....	1971-74
Brown, Eddie, S.....	1975-77
Malone, Benny, RB.....	1978-79
Jordan, Curtis, S (also wore 22).....	1981-86
Washington, Joe, RB (also wore 24).....	1981-84
Etherly, Dave, DB.....	1987
Olipphant, Mike, RB.....	1988
Dupard, Reggie, RB.....	1989-90
Washington, Mickey, CB.....	1992
Eilers, Pat, S (also wore 24).....	1992-94
Carter, Tom, CB.....	1993-96
Denton, Tim, CB.....	1998-99
Greer, Donovan.....	2001
Bauman, Rashad, DB.....	2002-03
Clark, Ryan, DB.....	2004-05
Wright, Kenny, DB.....	2006
Green, Mike, S.....	2008
Barnes, Kevin, CB (also wore 22).....	2009-10
Hightower, Tim, RB.....	2011
Grant, Ryan, RB.....	2012
Williams, Keiland, RB (also wore 35).....	2012
Thompson, Chris, RB (also wore 37).....	2013
Clark, Ryan, S.....	2014

26

Carroll, Vic, C/G.....	1937-42
Foltz, Vernon, C.....	1944
Lolotai, Al, T.....	1945
Ruthstrom, Ralph, LB.....	1947
Castiglia, Jim, B.....	1947-48
Cochran, Tom, B.....	1949
Spaniel, Frank, B.....	1950
Salem, Ed, B.....	1951
Davis, Andy, B.....	1953
Shula, Don, DB.....	1957

ALL-TIME NUMBERS

Stits, Bill, DB	1959
Krause, Paul, DB	1964-67
Brunet, Bob, RB	1968, 70-77
Harris, Don, S	1978-79
Metcalf, Terry, RB	1981
Evans, Reggie, RB	1983
Smith, Ricky, CB	1984
Badjanek, Rick, RB	1986
Wilson, Wayne, RB	1987
McEwen, Craig, TE	1987-88
Davis, Wayne, CB	1989-90
Copeland, Danny, S	1991-93
Grant, Alan, CB	1994
Oliver, Muhammad, CB	1995
Dishman, Cris, CB	1997-98
Buckley, Curtis, CB	1999
Drakeford, Tyronne, CB	2000
Ohalete, Ifeanyi, S	2001-03
Portis, Clinton, RB	2004-10
Wilson, Josh, CB	2011-13
Breeland, Bashaud, CB	2014

27

Parks, Mickey, C	1938-40
Stuart, Jim, T	1941
Zeno, Joe, G	1942-44
Audet, Earl, T	1945
Bartos, Joe, B	1950
Ferris, Neil, DB	1951-52
Menasco, Don, DB	1954
DeCarlo, Art, B	1956-57
Walters, Les, DB	1958
Sommer, Mike, B	1959, 61
Love, John, WR	1967
Houston, Ken, S	1973-80
Edwards, Brad, S	1990-93
Taylor, Keith, S (also wore 29)	1994-96
Evans, Greg, S	1998
Paul, Tito, CB	1999
Carrier, Mark, FS	2000
McClellion, Central, DB	2001
Franz, Todd, DB	2002
Harris, Walt, CB	2004-05
Smoot, Fred, CB (also wore 21)	2007-09
Johnson, Larry, RB	2010

28

Peterson, Nels, E	1937
Masterson, Bob, E	1938-43
Schilling, Ralph, DE	1946
Taylor, Hugh, E (also wore 84)	1947-54
Scudero, Joe, B	1954-58
Rzempoluch, Ted, DB	1963
Clay, Ozzie, HB	1964
Smith, Dick, DB	1967-68
Henderson, Jon, WR	1970
Haymond, Alvin, DB	1972
Mul-Key, Herb, RB	1972-74
Bryant, Trent, CB	1981
Crissy, Cris, WR	1981
Green, Darrell, CB	1983-02

29

Karcher, Jim, G	1937-39
Andrako, Steve, C	1940-41
DeCorrvant, Bill, HB	1945
Britt, Oscar, G	1946
Wilde, George, HB	1947
Hartley, Howard, B	1948
Dwyer, Jack, B	1951
Barry, Paul, B	1953
Zagers, Bert, B	1955, 57-58

Vactor, Tad, CB	1969-74
Murphy, Mark, S	1977-84
Branch, Reggie, RB (also wore 30)	1985-89
Gulledge, David, S	1992
Taylor, Keith, S (also wore 27)	1994-96
Turner, Scott, CB	1995-97
Shade, Sam, S	1999-02
Franz, Todd, S	2003-04
Torrence, Leigh, CB	2006-07
Holmes, Lendy, S	2009
Jones, Reggie, CB	2010
Simpson, Chad, RB	2010
Helu Jr., Roy, RB	2011-14

30

Howell, Millard, B	1937
Filchock, Frank, QB	1938-41, 44-45
Juzwik, Steve, HB	1942
Dunn, Coye, HB	1943
Youel, Jim, QB	1946-48
Sutton, Ed, B	1957-59
Cunningham, Jim, FB	1961-63
Briggs, Bob, B	1965
Jordan, Jeff, RB	1971-72
Salter, Bryant, S	1974-75
Kiick, Jim, RB	1977
Forte, Ike, RB	1978-80
Giaquinto, Nick, RB	1981-83
Moore, Jeff, RB	1984
Branch, Reggie, RB (also wore 29)	1985-89
Garner, Dwight, RB	1986
Holman, Walter, RB	1987
Mickles, Joe, RB	1989
Mitchell, Brian, RB	1990-99
Canidate, Trung, RB	2003
Broughton, Nehemiah, RB	2005-06
Landry, LaRon, S	2007-11
Butler, Crezdon, CB	2012
Johnson, Domonique, CB	2012
Biggers, E.J., CB	2013-14

31

Johnston, Jimmy, HB	1939-40
Clair, Frank, E	1941
Weldon, Larry, QB	1944-45
Ehrhardt, Clyde, C	1949
Bosseler, Don, FB	1957-64
Kantor, Joe, B	1966
Harraway, Charley, FB	1969-73
Evans, Charlie, RB	1974
Jenkins, Ken, RB	1985
Vaughn, Clarence, S	1987-91
Clifton, Gregory, WR	1993
Pounds, Darryl, CB	1995-99
Terrell, David, CB	2000-03
Simon, John, RB (IR)	2004
Cartwright, Rock, FB (also wore 40)	2005-09
Buchanon, Phillip, CB	2010-11
Meriweather, Brandon, S	2012-14

32


McChesney, Bob, E	1937-43
Cafego, George, HB	1943
Rosato, Sal, FB	1945-47
Stout, Pete, B	1949-50
Heath, Leon, FB (also wore 24)	1951-53
Elter, Leo, B	1955-57
Wulff, Jim, B	1960-61
Barnes, Billy Ray, RB	1962-63
Clay, Billy, DB	1966
McDonald, Ray, RB	1967-68
Dyer, Henry, RB	1969-70

Pardee, Jack, LB	1971-72
Curtis, Mike, LB	1977-78
Dean, Vernon, CB	1982-87
McEwen, Craig, TE	1987-88
Wilder, James, RB	1990
Ervin, Ricky, RB	1991-94
Thibodeaux, Keith, CB	1997
Wright, Toby, CB	1999
Dukes, Chad, RB	2000
Bennett, Donnell, FB	2001
Watson, Kenny, RB	2002
Jimoh, Ade, DB	2005-06
Mason, Marcus, RB	2009
Russell, Anderson, S	2010
Thompson, Brandyn, CB	2011
Pugh, Jordan, S	2012-13
Redd, Jr., Silas, RB	2014

33

Baugh, Sammy, QB	1937-52
------------------	---------

Number retired



34

Hartman, Bill, HB	1938
German, Jimmy, QB	1939
Sanford, Haywood, E	1940
Micka, Mike, FB	1944
Gaffney, Jim, B	1946
Quirk, Ed, FB	1948-51
Cloud, John, B	1952-53
Smith, Jim, DB	1968
Green, Tony, RB	1978
Hammond, Bobby, RB	1979-80
Williams, Kevin, CB	1985, 88
Davis, Brian, CB	1987-90
Kimble, Garry, DB	1987
Hoage, Terry, S	1991
Bayless, Martin, S	1994
Kitts, Jim, FB	1998
Symonette, Josh, S	2000
Metcalf, Eric, PR/RB	2001
Lott, Andre, S	2002-04
Patterson, Dimitri, DB	2005
Eubanks, John, CB	2006-07

ALL-TIME NUMBERS

Westbrook, Byron, CB2009-10
 Robinson, Trenton, S2013-14

35

Smith, Riley, QB1937-38
 Moore, Wilbur, HB1939-46
 Dudley, Bill, B1950-51, 53
 Casares, Rick, RB1965
 Looney, Joe Don, RB1966-67
 Hill, Calvin, RB1976-77
 Deloplaine, Jack, RB1978
 Perrin, Lonnie, RB1979
 Claitt, Rickey, RB1980-81
 Griffin, Keith, RB1984-85
 Mayhew, Martin, CB1989-92
 Evans, Leomont, CB1996-99
 Josphe, Ricot, DB2002
 Doering, Jason, S2004
 Morton, Christian, DB2005
 Ganther, Quinton, RB2009
 Williams, Keiland, RB2010
 Royster, Evan, RB (also wore 22)2011
 Jones, David, CB2012
 Ihenacho, Duke, S2014

36

Wilkin, Willie, T1939-43
 Harris, Henry, T1947-48
 Drazenovich, Chuck, LB1950-59
 Hatcher, Ron, RB1962
 Tracy, Tom, RB1963-64
 Barrington, Tom, RB1966
 Nelson, Ralph, RB1975
 Moss, Eddie, RB1977
 Smith, Timmy, RB1987-88
 Cofer, Joe, DB1987
 Wycheck, Frank, TE (also wore 22)1993-94
 Bell, William, FB1994-96
 Maston, Le'Shai, FB1998
 Taylor, Sean, S (also wore 21)2004
 Duckett, T.J, RB2006
 Broughton, Nehemiah, RB2007
 Williams, Eddie2009
 Young, Darrel, FB2010-14

37

Young, Bill, T1937-42, 46
 Pasqua, Joe, T1943
 Watson, Jim, C1945
 Tereshinski, Joe, E1947-54
 Lockett, J.W., FB1964
 Fischer, Pat, DB1968-77
 Cherry, Raphel, S1985
 Williams, Kevin, CB1985-88
 Curtis, Travis, CB1988, 91
 Riggs, Gerald, RB1989-91
 Morrison, Darryl, S (also wore 38)1993-96
 Smith, Cedric, FB1994-95
 Washington, James, S1996
 Campbell, Jesse, S1997-98
 Centers, Larry, FB1999-00
 Doughty, Reed, S2006-13
 Thompson, Chris, RB (also wore 25)2014

38

Smith, Ben, E1937
 Bradley, Hal, E1938
 Fisher, Bob, T1940
 Aldrich, Ki, C1942
 Jenkins, Jacque, FB1943, 46
 Conkright, Bill, C1943
 Dye, Les, E1944-45

Goodnight, Clyde, DB1949-50
 Martin, Jim, K1964
 Seedborg, John, K1965
 Casares, Rick, RB1965
 Willis, Larry, S1973
 Smith, Larry, RB1974
 Harmon, Clarence, RB1977-82
 Rogers, George, RB1985-87
 Reaves, Williard, RB1989
 Morrison, Darryl, S (also wore 37)1993-96
 Frisch, David, TE (also wore 80)1997
 Gillespie, Robert, RB2002
 Macklin, David, CB2007
 Rashad, Sha'reff, S2010
 Ducre, Greg, CB2014
 Rogers, Justin, CB2014

39

Kawal, Ed, C1937
 Stralka, Clem, C1938-42, 45-46
 Hanna, Zip, G1945
 Buksar, George, B1951-52
 Sykes, Bob, B1952
 Goode, Rob, RB (also wore 21)1949-51, 54-55
 Francis, Dave, B1963
 Hughley, George, B1965
 Wonsley, Otis, RB1981-85
 Lane, Skip, S1987
 Green, Robert, RB1992
 Rush, Tyrone, RB1994
 Fox, Vernon, S2006-07
 Crawford, Richard, CB2012
 Amerson, David, CB2013-14

40

Millner, Wayne, E1936-41, 45
 Kovatch, John, E1942, 46
 Ribar, Frank, G1943
 Cox, Billy, B (also wore 14)1951-52, 55
 Lowe, Gary, B1956-57
 Horner, Sam, DB1960-61
 Sanders, Lonnie, DB1963-67
 Martin, Aaron, DB1968
 Kopay, Dave, RB1969-70
 Nock, George, RB1972
 Hyatt, Fred, WR1973
 Cunningham, Doug, RB1974
 Anderson, Bob, RB1975
 Hall, Windlan, S1977
 Jackson, Wilbur, RB1980-82
 Smith, Jimmy, RB1984
 Kane, Rick, RB1984
 Walton, Alvin, S1986-91
 Brooks, Reggie, RB1993-95
 Cartwright, Rock, FB (also wore 31)2002-04
 Archuletta, Adam, S2006
 Brown, Andre, RB2010
 Choice, Tashard, RB2011
 Nelson, Kyle, LS2013
 Okoro, Kenny, CB2014

41

Krause, Red, C1938
 Todd, Dick, RB1939-42, 45-48
 Stasica, Leo, HB1943
 Wells, Billy, B1954, 56-57
 Watson, Sid, B1958
 Hudson, Bob, LB1959
 Steffen, Jim, DB1961-65
 Bass, Mike, CB1969-75
 Carpenter, Brian, CB1983-84
 Morrison, Tim, CB1986-87

Woodberry, Dennis, DB1987-88
 Thomas, Johnny, CB (also wore 22)1988-90, 92-94
 Mandeville, Chris, DB1989
 Crutchfield, Buddy, CB1998
 Harrison, Lloyd, CB2000
 Bowen, Matt, S2003-05
 Kozlowski, Brian, TE2004-07
 Moore, Kareem, S2008-10
 Williams, Madiou, S2012
 Thomas, Phillip, S2014

42

Tuckey, Dick, FB1938
 Hare, Ray, QB1940-43
 North, Jim, T1944
 Adams, John, T1945-49
 Sebek, Nick, QB1950
 Alban, Dick, B1952-55
 Planutis, Jerry, B1956
 Anderson, Bill, E1958-63
 Taylor, Charley, RB-WR1964-77

43

Kahn, Eddie, G1937
 Bond, Randall, QB1938
 Cifers, Ed, T1941-42, 46
 Campofreda, Nick, C1944
 Barber, Ernie, C1945
 Szafaryn, Len, T1949
 Williams, John, B1952-53
 Janowicz, Vic, B1954-55
 Haley, Dick, B1959-60
 Kerr, Jim, DB1961-62
 Walters, Tom, DB1964-67
 Brown, Larry, RB1969-76

44

Farkas, Andy, FB1938-44
 Ananis, Vito, B1945
 Condit, Merle, HB1945
 Garzoni, Mike B1947
 Roussos, Mike, T1948-49
 Dowda, Harry, B (also wore 22)1949-53
 Adduci, Nick, B (also wore 25)1954-55
 Thurlow, Steve, RB1966-68
 Severson, Jeff, DB1972
 Denson, Moses, RB1974-75
 Riggins, John, RB1976-79, 81-85

45

Russell, Bo, T1939-40
 Hoffman, Bob, RB1940-41
 Beinor, Ed, T1942
 Lapka, Ted, E1943-44, 46
 McKee, Paul, E1947-48
 Stovall, Dick, C1949
 Baker, Sam, K (also wore 49)1953, 56-59
 Felton, Ralph, B1954-60
 Duncan, Leslie, DB1971-74
 Williams, Gerard, DB1976-78
 White, Jeris, CB1980-82
 Wilburn, Barry, CB1985-89
 Johnson, Sidney, CB1990-92
 Walker, Brian, S1996
 Sellers, Mike, TE1998-00, 2004-05
 Royal, Robert, TE (IR)2002
 Simon, John, RB2003
 Sellers, Mike, FB2006-11
 Murphy, Jerome, CB2012-13

ALL-TIME NUMBERS

46

Young, Roy, T	1938
Spirida, John, E	1939
Banta, Jack, B	1941
Gentry, Lee, HB	1941
Gibson, Joe, E	1943
Natowich, Andy, HB	1944
Bedore, Tom, C	1944
Ungerer, Joe, T	1944-45
Steen, Paul, T	1946
Sommer, Jack, C	1947
Doll, Don, DB	1953
Atkeson, Dale, B	1954-56
Hackbart, Dale, DB	1961-63
Harris, Rickie, DB	1965-70
Grant, Frank, WR	1973-78
McDaniel, LeCharls, CB	1981-82
Sanders, Ricky, WR (also wore 83)	1986-93
Mitchell, Mike, CB	1987
Woodberry, Dennis, CB	1987-88
Betts, Ladell, RB	2002-09
Torain, Ryan, RB	2010-11
Morris, Alfred, RB	2012-14

47

Smith, George, C	1937, 41-43
Keenan, Jack, T	1944-45
Williamson, Ernie, T	1947
Butkus, Carl, T	1948
Niemi, Laurie, T	1949-53
James, Dick, B	1956-63
Shorter, Jim, DB	1964-67
Roberts, Walter, WR	1969-70
Thomas, Duane, RB	1973-74
Waddy, Ray, CB	1979-80
Williams, Greg, FS	1982-85
Thomas, Johnny, CB (also wore 22, 41)	1988-90, 92-94
Bowie, Larry, FB	1996-99
Johnson, Bryan, FB	2000-03
Cooley, Chris, TE	2004-12
Davis, Akeem, S	2014

48

Whited, Marvin, B	1942, 45
Leon, Tony, G	1943
Pressley, Leo, C	1945
Edwards, Weldon, T	1948
Hendren, Bob, T	1949-51
Hecker, Norb, DB	1955-57
Scottie, Ben, DB	1959-61
Elmore, Doug, B	1962
Coia, Angelo, WR	1964-65
Burrell, John, WR	1966-67
Jaqua, Jon, CB	1970-72
Coffey, Ken, S	1983-86
Gage, Steve, S	1987-88
Curtis, Travis, CB (also wore 37)	1988, 91
Whisenhunt, Ken, TE	1990
Davis, Stephen, RB	1996-02
Ware, Kevin, TE	2003
White, Manuel, HB	2005
Horton, Chris, S	2008-10
Bernstine, Jordan, S	2012
Gumbs, Jose, S	2013

49

Meade, Jim, HB	1939-40
Koniszewski, John, T	1945-46, 48
Sanchez, John, T	1947-49
Venuto, Sam, B	1952
Baker, Sam, P (also wore 45)	1953, 56-59
Monachino, Jim, B	1955

Brewer, Billy, B	1960
Mitchell, Bobby, RB	1962-68
Stephens, Leonard, TE	2002

50

Nussbaumer, Bob, E	1947-48
Ulinski, Harry, C (also wore 56)	1950-51, 53-56
Hageman, Fred, C	1961-64
Adams, Willie, LB	1965-66
Baughan, Maxie, LB	1971-74
Wysocki, Pete, LB	1975-80
Kubin, Larry, LB	1982-84
Caldwell, Ravin, LB	1987-92
Kimmel, Jon, LB	1987
Rose, Carlton, LB	1987
Myslinski, Tom, G	1992
Raab, Marc, C	1993
Brownlow, Darrick, LB	1995-96
Smith, Derek M., LB	1997-00
Jones, Robert, LB	2001
Moore, Larry, C	2002-03
Campbell, Khary, LB	2004-08
Williams, Edwin, C/G	2009
Jackson, Rob, LB (also wore 91, 98)	2010-13
Miller, Gabe, LB	2014

51

Shugart, Clyde, G	1939-43
Merkle, Ed, G	1944
Lennon, Reid, G	1945
Boensch, Fred, G	1947-48
Momson, Tony, C	1952
Schrader, Jim, C	1954, 56-61
Kelley, Gordon, LB	1962-63
Reger, John, LB	1964-66
Williams, Sid, LB	1967
Didion, John, LB	1969
Grant, Bob, LB	1971
Ryczek, Dan, C	1973-75
Harris, Joe, LB	1977
Coleman, Monte, LB	1979-94
Ponds, Antwaune, LB	1998
Francis, James, LB	1999
Fischer, Mark, C (also wore 60)	2000-01
Jones, Rod, G, (IR)	2002
Smith, Clifton, LB	2003
Barnes, Brandon, LB	2004
McNeil, Nick, LB	2005
Fincher, Alfred, LB	2008
Henson, Robert, LB	2009-10
Fox, Keyaron, LB	2011
Wilson, Chris, LB	2012
Jenkins, Brandon, LB	2013
Compton, Will, LB (also wore 53)	2014

52

Gilmer, Harry, QB (also wore 12)	1948-52, 54
Allen, John, C	1955-58
Butsko, Harry, LB	1963
Morgan, Mike, LB	1968
Hamlin, Gene, C	1970
Pergine, John, LB	1973-75
Olkewicz, Neal, LB	1979-89
Elliott, Matt, C	1992
Raymer, Cory, C	1995-01, 2004-05
Marshall, Larry, LB	2002-03
McIntosh, Rocky, LB	2006-11
Robinson, Keenan, LB	2012-14

53

Deal, Rufus, FB	1942
Smith, Jack, E	1943

Ucovich, Mitch, T	1944
DeMao, Al, C	1945-53
Torgeson, Torgy, LB	1955-57
Roehnel, Bill, LB	1960
Pellegrini, Bob, LB	1962-65
Jackson, Steve, LB	1966-67
McLinton, Harold, LB	1969-78
Bostic, Jeff, C	1980-93
Patton, Marvcus, LB	1995-97
Mason, Eddie, LB	1999-00, 2002
Green, Donny, LB	2001
Clemons, Chris, LB	2003
Washington, Marcus, LB	2004-08
Kehl, Bryan, LB	2012-13
Compton, Will, LB (also wore 51)	2013
Jeffcoat, Jackson, LB	2014

54

Corbitt, Don, C	1948
Cudzik, Walt, C	1954
Fulcher, Bill, LB	1956-58
Croftcheck, Don, G	1965-66
Roussel, Tom, LB	1968-70
Kuziel, Bob, C	1975-80
Turner, Kevin, LB	1981
Cronan, Peter, LB	1981-85
Krakoski, Joe, LB	1986
Gouveia, Kurt, LB	1987-94
Cowne, Joh, C	1987
Catanho, Al, LB	1996
Jones, Greg, LB	1997-00
Brandt, David, G	2001
Trotter, Jeremiah, LB	2002-03
Blades, H.B., LB	2007-10
Snow, Justin, LS	2012
Tapp, Darryl, LB	2013
Jordan, Akeem, LB	2014
Williams, Trevardo, LB	2014

55

Aldrich, Ki, C	1941-43, 45-46
Crisler, Harold, E	1948-49
Ricca, Jim, C	1951-54
Miller, Allen, LB	1962-63
Hanburger, Chris, LB	1965-78
Kaufman, Mel, LB	1981-88
Collins, Andre, LB	1990-94
Uhlenhake, Jeff, C	1996-97
Hamilton, Malcolm, LB (also wore 58)	1998-99
Strickland, Fred, LB	1999
Mitchell, Kevin, LB	2000-03
Barrow, Mike, LB (IR)	2004
Taylor, Jason, DE	2008
Bowen, Alvin, LB	2009
White, Markus, LB	2011-12
Barnett, Nick, LB	2013
Hayward, Adam, LB	2014

56

Avery, Don, T	1946-47
Ulinski, Harry, C (also wore 50)	1950-51, 53-56
Woodward, Dick, C	1952
Brueckman, Charley, C	1958
Kuchta, Frank, C	1959
Beatty, Ed, C	1961
Haus, Len, C	1964-77
Peiffer, Dan, C	1980
Lowry, Quentin, LB	1981-83
Junkin, Trey, LB	1984
Daniels, Calvin, LB	1986
Coyle, Eric, C	1987-88
Bonner, Brian, LB	1989

ALL-TIME NUMBERS

Myslinski, Tom, G (also wore 50).....	1992
Hamilton, Rick, LB.....	1993-94
Anderson, Erick, LB.....	1994-95
Foxx, Dion, LB.....	1995
Burnett, Chester, LB.....	1998
Arrington, LaVar, LB.....	2000-05
Gatewood, Curtis, LB.....	2009
Riley, Jr., Perry, LB.....	2010-14

57

Stacco, Ed, T.....	1948
Badaczewski, John, G.....	1949-51
Khayat, Ed, DT (also wore 79).....	1962-63
Crossan, Dave, C.....	1965-69
O'Dell, Stu, LB.....	1974-76
Milot, Rich, LB.....	1979-87
Copeland, Anthony, LB.....	1987
Graham, Don, LB.....	1989
Kirk, Randy, LB.....	1990
Millen, Matt, LB.....	1991
Bingham, Guy, C.....	1992-93
Harvey, Ken, LB.....	1994-98
Leeuwenburg, Jay, G.....	2000
Curry, Donte, LB.....	2001
Grant, Orantes, LB.....	2002-03
Clemons, Chris, LB.....	2004
Holdman, Warrick, LB.....	2005-06
Godfrey, Randall, LB.....	2007
Sundberg, Nick, LS.....	2010-14

58

Nobile, Leo, C.....	1947
Katrishen, Mike, T.....	1948-49
Burman, George, C/G.....	1971
Varty, Mike, LB.....	1973
Hover, Don, LB.....	1978-79
Weaver, Charlie, LB.....	1981
Anderson, Stuart, LB.....	1982-85
Burks, Shawn, LB.....	1986
Jones, David, C.....	1987
Windham, David, LB.....	1987
Marshall, Wilber, LB.....	1988-92
Banks, Carl, LB.....	1993
Alexander, Patrise, LB.....	1996-98
Givens, Reggie, LB.....	2000
Pierce, Antonio, LB.....	2001-04
Clemons, Chris, LB.....	2005
Posey, Jeff, LB.....	2006
Sinclair, Matt, LB.....	2007-08
Cook, Erik, C/G.....	2010-11
Addison, Mario, LB.....	2012
Hull, Josh, RB.....	2013
Beauharnais, Steve, LB (also wore 90).....	2014
Davis, Ja'Gared, LB.....	2014

59

Carroll, Jim, LB (also wore 60).....	1966-68
Dusek, Brad, LB.....	1974-81
Youngblood, Jim, LB.....	1984
Keating, Chris, LB.....	1985
Snipes, Angelo, LB.....	1986
Paine, Jeff, LB.....	1986
Hitchcock, Ray, C.....	1987
Wilson, Eric, LB.....	1987
Scully, Mike, C.....	1988
Harbour, Dave, C.....	1988-89
Brantley, John, LB.....	1992-93
Sedoris, Chris, C.....	1996
Barber, Shawn, LB.....	1998-01
Brown, Wilbert, OL.....	2002
McCune, Robert, LB.....	2005
Fletcher, London, LB.....	2007-13

60

Jaffurs, John, G.....	1946
Gray, Bill, G.....	1947-48
Sobolenski, Joe, G.....	1949
Brown, Buddy, G.....	1951-52
Berschet, Buddy, G.....	1951-52
Stanfel, Dick, G.....	1956-58
Khayat, Bob, G/K.....	1960, 62-63
Carroll, Jim, LB (also wore 59).....	1966-68
Wilbur, John, G.....	1971-74
Simmons, Roy, G.....	1983
Turner, J.T., G.....	1984
McQuaid, Dan, T.....	1985-87
Wooten, Mike, C.....	1987
Stokes, Fred, DE.....	1989-92
Huntington, Greg, C.....	1993
Fischer, Mark, C (also wore 51).....	1998-99
Samuels, Chris, T.....	2000-09
Black, Jordan, T.....	2012
Long, Spencer, G.....	2014

61

DeFruiter, Bob, B.....	1945-47
Pepper, Gene, G.....	1950-53
O'Brien, Fran, T.....	1960-66
Avery, Jim, E.....	1966
Bandy, Don, G.....	1967-68
Johnson, Dennis, DT.....	1974-77
Jones, Melvin, G.....	1981
Huff, Ken, G.....	1983-85
Kehr, Rick, G.....	1987
Scissum, Willard, G.....	1987
Adickes, Mark, G.....	1990-91
Smith, Vernice, G.....	1993-95
Batiste, Michael, G.....	1998
Rabach, Casey, C.....	2005-10

62

Witucki, Casimir, G (also wore 63).....	1950-51, 53-56
Boll, Don, T.....	1953-59
Nisby, John, G.....	1962-64
Dess, Darrell, G.....	1965-66
Schoenke, Ray, G.....	1966-75
Nugent, Dan, G.....	1976-78, 80
Laster, Don, T.....	1982
Towns, Morris, T.....	1984
Petty, Phil, G.....	1987
Tamm, Ralph, G (also wore 64).....	1991
Moore, Darryl, G.....	1993
Coleman, Ben, G.....	2001
Pucillo, Mike, G.....	2006-07
Clark, Devin, T.....	2008

63

Siegert, Herb, G.....	1949-51
Witucki, Casimir, C (also wore 62).....	1950-51, 53-56
Karas, Emil, LB.....	1959
Breedlove, Rod, LB.....	1960-64
Johnson, Mitch, T (also wore 64).....	1966-68
Breding, Ed, LB.....	1967-68
Duich, Steve, G.....	1969
Dean, Fred, G.....	1978-82
Kimball, Bruce, G (also wore 67).....	1983-84
McKenzie, Raleigh, C/G.....	1985-94
Gesek, John, C (also wore 75).....	1994-95
Sims, Keith, G.....	1998-00
Bedell, Brad, OL (IA-4).....	2003
Wilson, Mark, OL.....	2004
Montgomery, Will, OL.....	2009-13

64

Marciniak, Ron, G.....	1955
Fulcher, Bill, LB.....	1956-58
Johnson, Mitch, T (also wore 63).....	1966-68, 72
Sistrunk, Manny, DT.....	1970-75
Saul, Ron, G.....	1976-81
Hamilton, Steve, DE.....	1985-88
Tamm, Ralph, G (also wore 62).....	1991
Elewonibi, Moe, T.....	1990-93
Matich, Trevor, C.....	1994-96
Heck, Andy, T.....	1999-00
Loverne, David, G.....	2002
Friedman, Lennie, OL.....	2003-05
Golston, Kedric, DL.....	2006-14

65

Clark, Jim, G.....	1952-53
Houston, Walt, G.....	1955
Promuto, Vince, G.....	1960-70
Sturt, Fred, G.....	1974
Butz, Dave, DT.....	1975-88

66

Norman, Jim, T.....	1955
Voytek, Ed, G.....	1957-58
Whitlow, Bob, C.....	1960-61
Kammerer, Carl, DE.....	1963-69
Pottios, Myron, LB.....	1971-73
Imhof, Martin, DE.....	1974
Arneson, Jim, G.....	1975
Fritsch, Ted, C.....	1976-79
Jacoby, Joe, G/T.....	1981-93
Turk, Dan, C.....	1997-99
Moore, Michael, G.....	2000
Campbell, Matt, G.....	2001
Stai, Brenden, G.....	2002
Kendall, Pete, OL.....	2007-08
Dockery, Derrick, OL.....	2003-06, 2009-10
Chester, Chris, G.....	2011-14

67

Suminski, Dave, G.....	1953
Stephens, Red, G.....	1955-60
Darre, Bernie, G.....	1961
Cvercko, Andy, G.....	1963
Reed, Bob, G.....	1965
Kupp, Jake, G-TE.....	1966
Wooten, John, G.....	1968
Grimm, Dan, G.....	1969
Tillman, Rusty, LB.....	1970-77
Dubinetz, Greg, G.....	1979
Kimball, Bruce, G (also wore 63).....	1983-84
Beasley, Tom, DT.....	1984-86
Thompson, Steve, DT.....	1987
Lathrop, Kit, DE.....	1987
Waechter, Henry, DE.....	1987
Brown, Ray, G.....	1989-90, 92-95, 2004-05
Pourdanesh, Shar, T.....	1996-98
Fletcher, Derrick, G.....	2000
Terrell, Daryl, OL.....	2003
Albright, Ethan, LS (also wore 71, 77).....	2007-09
LeRibeus, Josh.....	2012-14

68

Badgon, Ed, G.....	1952
Ramsey, Knox, G.....	1952-53
Sparks, Dave, G.....	1954
Feagin, Wylie, G.....	1963
Banks, Willie, G (also wore 69).....	1968-69
Fanucci, Mike, DE.....	1972
Harlan, Jim, T.....	1978

ALL-TIME NUMBERS

Anderson, Gary, G.....	1980
Grimm, Russ, G.....	1981-91
Patton, Joe, G/T.....	1994-98
Hutson, Tony, G.....	2000
Tucker, Ross, G.....	2001-02, 07
Winey, Brandon, OL.....	2003
Geisinger, Justin, G.....	2008
Compton, Tom, T.....	2013-14

69

Hansen, Ron, G.....	1954
Goosby, Tom, G.....	1966
Banks, Willie, G (also wore 68).....	1968-69
Brooks, Perry, DT.....	1978-84
Thielemann, R.C., G.....	1985-88
Schlereth, Mark, G.....	1989-94
Milstead, Rod, G.....	1998-99
Ellis, Ed, T.....	2000
Molinaro, Jim, OL.....	2004-06
Fabini, Jason, OL.....	2007-08
Fanaika, Paul, G.....	2009
Smith, Willie, T.....	2011

70

Karras, Lou, T.....	1950-51
Modzelewski, Dick, DT.....	1953-54
Miller, Fred, T.....	1955
Sardisco, Tony, G.....	1956
Lemek, Ray, T.....	1957-61
Moore, Chuck, G.....	1962
Huff, Sam, LB.....	1964-67, 69
Wynn, Will, DE.....	1977
Marshall, Leonard, DT.....	1994
Drake, Troy, T.....	1998
Vickers, Kipp, OL.....	2002

71

Houghton, Jerry, T.....	1950
Renfron, Will, T.....	1957-59
Stynchula, Andy, DT.....	1960-63
Seals, George, E.....	1964
Musgrove, Spain, DT.....	1967-68
Bosch, Frank, DT (also wore 73).....	1968-70
Tyrer, Jim, T.....	1974
Lorch, Karl, DT.....	1976-81
Peutz, Gary, T.....	1982
Mann, Charles, DE.....	1983-93
Lewis, Ron, G.....	1995
Tanner, Barron, DT.....	1999
Dotson, Santana, DL, (IR).....	2002
Albright, Ethan, LS (also wore 67, 77).....	2003-08
Wade, Todd, OL.....	2007
Williams, Mike, G/T.....	2009
Williams, Trent, T.....	2010-14

72

Staton, Jim, DT.....	1951
Moss, Joe, T.....	1952
Christensen, Erik, DE.....	1956
Owens, Don, DT.....	1957
Weatherall, Jim, DT.....	1958
Churchwell, Don, T.....	1959
Rutgens, Joe, DT.....	1961-69
Hermeling, Terry, T.....	1970-73, 75-80
Talbert, Diron, DT.....	1971-80
Manley, Dexter, DE.....	1981-89
Haight, Mike, T.....	1992
Noga, Al, DE.....	1993
Bandison, Romeo, DT.....	1995-96
Flores, Mike, DE (also wore 73).....	1995
Kalu, Ndukwe, DE.....	1998-2000
Boose, Dorian, DE.....	2001

Powell, Carl, DL.....	2002
Whitley, Taylor, G.....	2006
Scott, Darrion, DL (also wore 76).....	2010
Bowen, Stephen, DE.....	2011-14

73

Barfield, Ken, T.....	1954
Davlin, Mike, T.....	1955
Miller, Joh, T.....	1956, 58-59
Matteson, Riley, T.....	1961-64
Jones, Stan, T.....	1965
Bosch, Frank, DE.....	1968-70
Laaveg, Paul, G.....	1970-75
Williams, Jeff, T.....	1978-80
May, Mark, G.....	1981-90
Mills, Lamar, DT.....	1994
Flores, Mike, DE (also wore 72).....	1995
Ashmore, Darryl, T.....	1996-97
Wiggins, Paul, T.....	1998
Brown, Jamie, T.....	1999
Jackson, Benard, DT.....	2002
Jones, Kenyatta, OT.....	2003
Boschetti, Ryan, DL.....	2004-08
Robinson, William, T.....	2009
Joseph, Joe, DL.....	2010
Gettis, Adam, G.....	2013
Kearse, Frank, DE.....	2014

74

Neimi, Laurie, T.....	1949-53
Morgan, Bob, DT.....	1954
Khayat, Eddie, DT (also wore 87).....	1957, 62-63
Snowden, Jim, T.....	1965-72
Starke, George, T.....	1973-84
Koch, Marcus, DE.....	1986-91
McGriff, Curtis, DE.....	1987
Nichols, Gerald, DT.....	1993
Thure, Brian, T.....	1995
Badger, Brad, G.....	1997-99
Harrison, Nolan, DE.....	2000
Fiore, Dave, OL.....	2003
Jones, Kenyatta, OL.....	2004
Wade, Todd, OL.....	2006
Heyer, Stephon, T.....	2007-10
Polumbus, Tyler, OL.....	2011-14

75

Ecker, Enrique, T.....	1952
Campora, Don, DT.....	1953
Jagielski, Harry, T.....	1956
Davidson, Ben, DT.....	1962-63
Williams, Fred, T (also wore 77).....	1964-65
Marshall, Rich, DT.....	1966
Kelly, John, T.....	1966-67
Washington, Fred, T.....	1968
Wright, Steve, T.....	1970
Hermeling, Terry, T (also wore 72).....	1970-80
Jones, Deacon, DE.....	1974
Clark, Mike, DE.....	1981
Ogrin, Pat, DT (also wore 79).....	1981-82
Brilz, Darrick, G.....	1987
Stensrud, Mike, DT.....	1989
Williams, Eric, DT.....	1990-93
Gesek, John, C (also wore 63).....	1994-95
Dahl, Bob, G.....	1996-97
Cook, Anthony, DE.....	1999
Ham, Derrick, DE.....	2000
Sulfsted, Alex, OL.....	2002
Noble, Brandon, DT.....	2003-05
Demulling, Rick, OL.....	2007
Rinehart, Chad, G/T.....	2008-09
Hicks, Artis, G/T.....	2010

Locklear, Sean, T.....	2011
------------------------	------

76

Lipscomb, Paul, T.....	1950-54
Kimmel, J.D., T.....	1955-56
Stallings, Don, E.....	1960
Prestel, Jim, T.....	1966-67
Rock, Walter, T.....	1968-73
Stokes, Tim, T.....	1975-77
Heinz, Bob, DT.....	1978
Scanlan, Jerry, T.....	1980-81
Mendenhall, Mat, DE.....	1981-82
Donnalley, Rick, C/G.....	1984-85
Tilton, Ron, G.....	1986
Simmons, Ed, T.....	1987-97
Frazier, Frank, G.....	1987
Jansen, Jon, T.....	1999-08
Jones, Levi, T.....	2009
Bryant, Anthony, DL.....	2010
Scott, Darrion, DL.....	2011
Moses, Morgan, T.....	2014

77

Jacobs, Jack, QB.....	1946
Mont, Tommy, QB.....	1947-49
Krouse, Ray, T.....	1960
Barnett, Steve, T.....	1964
Williams, Fred, T (also wore 75).....	1964-65
Barnes, Walter, DT.....	1966-68
Brundige, Bill, DT.....	1970-77
Jones, Joe, DE.....	1979-80
Grant, Darryl, DT.....	1981-90
Wahler, Jim, DT.....	1992-93
Johnson, Tré, OL.....	1994-00, 02
Albright, Ethan, LS (also wore 67, 71).....	2001-02
Thomas, Randy, OL.....	2003-09
Brown, Jammal, T.....	2010-11
Lauvao, Shawn, G.....	2014

78

Lawrence, Don, T.....	1959-61
Snidow, Ron, DE.....	1963-67
Peters, Floyd, T.....	1970
Taylor, Mike, T.....	1971
Sweeney, Walt, G.....	1974-75
Hickman, Dallas, DE (also wore 82).....	1976-81
Smith, Paul, DE.....	1979-80
McGee, Tony, DE.....	1982-84
Hamel, Dean, DT.....	1985-88
Robinson, Lybrant, DE.....	1989
Johnson, Tim, DT.....	1990-95
Kuehl, Ryan, DT (also wore 99).....	1996-97
Zorich, Chris, DT.....	1997
Brown, Doug, DT.....	1998-99
Smith, Bruce, DE.....	2000-03
Sykes, Joe, DE.....	2006
Sampson, Kevin, OL.....	2007
Batiste, D'Anthony, OL.....	2008-09
Lichtensteiger, Kory, OL.....	2010-14

79

Yonaker, John, E.....	1952
Hegarty, Bill, T.....	1953
Peters, Volney, T.....	1954-57
Khayat, Ed, DT (also wore 57).....	1958
Toneff, Bob, DT.....	1959-64
Crane, Dennis, DT.....	1968-69
McDole, Ron, DE.....	1971-78
Bacon, Coy, DE (also wore 80).....	1978-81
Ogrin, Pat, DT (also wore 75).....	1981-82
Liebenstein, Todd, DE.....	1982-85
Barnett, Doug, DE.....	1985

ALL-TIME NUMBERS

Carlson, Mark, T.....	1987
Lachey, Jim, T.....	1988-95
Emtman, Steve, DT.....	1997
Vickers, Kipp, G.....	1999
Szott, Dave, G.....	2001
Elisara, Pita, OL.....	2003
Alexander, Lorenzo, LB (also wore 97).....	2007-09
Clark, Jeremy, OL.....	2010
Hurt, Maurice, G.....	2011-12

80

Ecker, Enrique, T.....	1952
Brito, Gene, E.....	1951-53, 55-58
Junker, Steve, E.....	1961-62
Hernandez, Joe, E.....	1964
Hodgson, Pat, TE.....	1966
Alford, Bruce, K.....	1967
Long, Bob, WR.....	1969
Jefferson, Roy, WR.....	1971-76
Bacon, Coy, DE (also wore 79).....	1978-80
McDaniel, John, WR (also wore 86).....	1978-80
Haines, Kris, WR.....	1979
Seay, Virgil, WR.....	1981-84
Barnwell, Malcolm, WR.....	1985
Phillips, Joe, WR.....	1985-87
Yarber, Eric, WR.....	1986-87
Wilson, Teddy, WR.....	1987
Shepard, Derrick, WR.....	1987-88
Johnson, Joe, WR.....	1989-91
Howard, Desmond, WR.....	1992-94
Truitt, Olanda, WR (also wore 84).....	1994-95
Brooks, Bill, WR.....	1996
Harper, Alvin, WR.....	1997
Frisch, David, TE (also wore 38).....	1997
Alexander, Stephen, TE.....	1998-01
Green, Jacques, WR.....	2002
Skaggs, Justin, WR.....	2002
Coles, Laveranues, WR.....	2003-04
Patten, David, WR.....	2005-06
McCardell, Keenan, WR.....	2007

81

Brown, Dan, E.....	1950
Morley, Sam, WR.....	1954
Walton, Joe, E.....	1957-60
Luce, Lew, B.....	1961
Jencks, Bob, E.....	1965
Kupp, Jake, TE.....	1966
Barefoot, Ken, E.....	1968
Carroll, Leo, DE (also wore 89).....	1969-70
Alston, Mack, TE.....	1970-72
Winslow, Doug, WR.....	1976-77
Anderson, Terry, WR.....	1978
Smith, J.T., WR.....	1978
DeFrance, Chris, WR.....	1979
Monk, Art, WR.....	1980-93



82

Berrang, Ed, E.....	1949-52
Dale, Roland, E.....	1950
Polsfoot, Fran, E.....	1953
Carson, John, E.....	1954-59
MacAfee, Ken, E.....	1959
Heenan, Pat, E.....	1960
Absher, Dick, K.....	1967
Miller, Clark, DE.....	1969
Jones, Jimmie, DE.....	1971-73
Hickman, Dallas, DE (also wore 78).....	1976-81
Caster, Rich, TE.....	1981-82
Sawyer, John, TE.....	1983
Jones, Anthony, TE.....	1984-85
Caravello, Joe, TE.....	1987-88
Brandes, John, TE.....	1990-92
Rowe, Ray, TE.....	1992
Riggs, Jim, TE.....	1993
Haws, Kurt, TE.....	1994
Westbrook, Michael, WR.....	1995-01
Russell, Cliff, WR, (IR).....	2002
Chamberlain, Byron, TE.....	2003
Kozlowski, Brian, TE.....	2004
Brown, Antonio, WR.....	2005
Randle El, Antwaan, WR.....	2006-09
Paulsen, Logan, TE.....	2010-14

83

Dekker, Al, WR.....	1953
Jones, Charlie, E.....	1955
Meadows, Ed, DB.....	1959
Wilkins, Roy, LB.....	1960-61
Norton, Jim, T.....	1969
Anderson, Bruce, DE.....	1970
Thompson, Ricky, WR.....	1978-81
McGrath, Mark, WR.....	1983-85
Stief, Dave, WR.....	1983
Mauti, Rich, WR (also wore 84).....	1984
Noble, James, WR.....	1986
Sanders, Ricky, WR (also wore 46).....	1986-93
Johnson, Richard, WR.....	1987
McEwen, Craig, TE (also wore 88).....	1987-88
Winans, Tydus, WR.....	1994-95
Anderson, Flipper, WR.....	1996
Connell, Albert, WR.....	1997-00
Lockett, Kevin, WR.....	2001-02
Jackson, Willie, WR.....	2002
Flowers, Richmond, WR.....	2002
Russell, Cliff, WR.....	2003
Thrash, James, WR (also wore 87).....	2004-08
Davis, Fred, TE (also wore 86).....	2011-13

84

Taylor, Hugh, E (also wore 28).....	1947-54
Shoener, Herb, E (also wore 12).....	1948-49
Braatz, Tom, DE (also wore 85).....	1957-059
Osborne, Tom, E.....	1960-61
Hancock, Mike, TE.....	1973-75
Fugett, Jean, TE.....	1976-79
McCrary, Greg, TE (also wore 85).....	1978, 81
McKinney, Zion, WR.....	1980
Williams, Mike, TE.....	1982-84
Arnold, Walt, TE (also wore 90).....	1984
Mauti, Rich, WR.....	1984
Clark, Gary, WR.....	1985-92
Phillips, Joe, WR.....	1987
Bigby, Keiron, WR.....	1987
Stock, Mark, WR.....	1993
Truitt, Olanda, WR (also wore 80).....	1994-95
Asher, Jamie, TE.....	1995-98
Thompson, Derrius, WR.....	1999

Reed, Andre, WR.....	2000
Battaglia, Marco, TE.....	2001
Doering, Chris, WR.....	2002
Johnson, Patrick, WR.....	2003
Jacobs, Taylor, WR.....	2004-05
Mitchell, Marko, WR.....	2009
Galloway, Joey, WR.....	2010
Paul, Niles, WR/TE.....	2011-14

85

Yowarsky, Walt, E.....	1951-54
Paluck, John, DE (also wore 86).....	1956, 59-65
Braatz, Tom, DE (also wore 84).....	1957-59
Cronin, Gene, DE.....	1961-62
Quinlan, Bill, DE.....	1964
McKeever, Marlin, LB (also wore 86).....	1968-70
Hoffman, John, DE.....	1969-70
McNeil, Clifton, WR.....	1971-72
Holman, Willie, DE.....	1973
Fryer, Brian, WR.....	1976-78
McCrary, Greg, TE (also wore 84).....	1978, 81
Warren, Don, TE.....	1979-92
Truitt, Dave, TE.....	1987
McGee, Tim, WR.....	1993
Ellard, Henry, WR.....	1994-98
Sellers, Mike, TE (also wore 45).....	1998-99
Zelenka, Joe, TE.....	2000
McCants, Darnerien, WR.....	2002-04
Kozlowski, Brian, TE.....	2005
Lloyd, Brandon, WR.....	2006-07
Hankerson, Leonard, WR.....	2011-14

86

Meilinger, Steve, E.....	1956-57
Paluck, John, DE (also wore 85).....	1956, 59-65
Briggs, Bill, DE.....	1966-67
McKeever, Marlin, LB (also wore 85).....	1968-70
Biggs, Verlon, DE (also wore 89).....	1971-75
Dowler, Boyd, WR.....	1971
Larson, Bill, TE.....	1977
McDaniel, John, WR (also wore 80).....	1978-80
DuBois, Phil, TE.....	1979-80
Didier, Clint, TE.....	1982-87
Tice, Mike, TE.....	1989
Hobbs, Stephen, WR.....	1990-92
Shepherd, Leslie, WR.....	1994-98
Fryar, Irving, WR.....	1999-00
Rasby, Walter, TE.....	2001-02
Jacobs, Taylor, WR.....	2003
Rasby, Walter, TE (6 games).....	2004
Brown, Antonio, WR (9 games).....	2004
Farris, Jimmy, WR.....	2005
Kozlowski, Brian, WR.....	2006
Caldwell, Reche, WR.....	2007
Davis, Fred, TE (also wore 83).....	2008-10
Byrd, Dominique, TE.....	2011
Reed, Jordan, TE.....	2013-14

87

Goodnight, Clyde, E.....	1949-50
Barker, Ed, E.....	1954
Thomas, Ralph, E.....	1955-56
Khayat, Ed, DT (also wore 74).....	1957, 62-63
Dugan, Fred, E.....	1961-63
Smith, Jerry, TE.....	1965-77
Brown, Charlie, WR.....	1982-84
Orr, Terry, TE (also wore 89).....	1986-90, 92
Dunn, K.D., TE.....	1987
Middleton, Ron, TE (also wore 88).....	1988, 90-93
Bell, Coleman, TE.....	1994-95
Thrash, James, WR (also wore 83).....	1997-00
Gardner, Rod, WR.....	2001-04

ALL-TIME NUMBERS

Johnson, Robert, TE.....	2005
Yoder, Todd, TE.....	2006-09
Williams, Roydell, WR.....	2010
Myers, Rob, TE.....	2011

88

Hennessey, Jerry, DE.....	1952-53
Ostrowski, Chet, E.....	1954-59
Lasse, Dick, LB.....	1960-61
Richter, Pat, E.....	1963-70
Reed, Alvin, TE.....	1973-75
Buggs, Danny, WR.....	1976-79
Walker, Rick, TE.....	1980-85
Holloway, Derek, WR.....	1986
Frain, Todd, TE.....	1986
Middleton, Ron, TE (also wore 87).....	1988, 90-93
Benson, Cliff, TE.....	1987
Shepard, Derrick, WR.....	1987-88
McEwen, Craig, TE (also wore 83).....	1987-88
Caravello, Joe, TE.....	1987-88
Johnson, Billy (White Shoes), WR.....	1988
Johnson, Jimmie, TE.....	1989-91
Jenkins, James, TE.....	1991-00
Thompson, Derrius, WR.....	2001-02
Royal, Robert, TE.....	2003-05
Fauria, Christian, TE.....	2006
Ecker, Tyler, TE.....	2007
Anderson, David, WR.....	2011
Garçon, Pierre, WR.....	2012-14

89

Tereshinski, Joe, E.....	1947-54
Dee, Bob, E.....	1957-58
Gob, Art, E.....	1959-60
Aveni, John, K.....	1961
Smith, Hugh, E.....	1962
Collier, Jim, E.....	1963
Carpenter, Preston, E.....	1964-66
Carroll, Leo, DE (also wore 81).....	1969-70
Biggs, Verlon, DE (also wore 86).....	1971-75
Robinson, Dave, LB.....	1973-74
Haynes, Reggie, TE.....	1978
Richardson, Grady, TE.....	1979-80
Harrison, Kenny, WR.....	1980
Garrett, Alvin, WR.....	1981-84
Muhammad, Calvin, WR.....	1984-85
Verdin, Clarence, WR.....	1986-87
Orr, Terry, TE (also wore 87).....	1986-90, 91-93
Dennison, Glenn, TE.....	1987
Allen, Anthony, WR.....	1987
Stanley, Walter, WR.....	1990
Horton, Ethan, TE.....	1994
Galbraith, Scott, TE.....	1995-96
Thomas, Chris, WR.....	1997-99
Flemister, Zeron, TE.....	2000-03
Moss, Santana, WR.....	2005-14



90

Arnold, Walt, TE (also wore 84).....	1984
Curtis, Bobby, LB.....	1987
Richardson, Huey, LB.....	1992
Graf, Rick, LB.....	1993
Stowe, Tyronne, LB.....	1994
Crews, Terry, LB.....	1995
Barnett, Troy, DT.....	1996
Lang, Kenard, DE.....	1997-01
Holsey, Bernard, DT.....	2003
Clemons, Nic, DL.....	2005
Buzbee, Alex, DE.....	2007-08
Jarmon, Jeremy, DE/LB.....	2009-10
Worthington, Doug, DE.....	2012
Beauharnais, Steve, LB (also wore 58).....	2014
Brown, Everette, LB.....	2014

91

Settles, Tony, LB.....	1987
Manusky, Greg, LB.....	1988-90
Collins, Shane, DE.....	1992-94
Vanderbeek, Matt, LB.....	1995-96
Mims, Chris, DT.....	1997
Hoelscher, David, DT.....	1998
Cowsette, Delbert, DT.....	2001-02
Upshaw, Regan, DE.....	2003
Killings, Cedric, DL.....	2005
Jackson, Rob, DE/LB (also wore 50, 98).....	2009
Holliday, Vonnice, DE.....	2010
Kerrigan, Ryan, LB.....	2011-14

92

Smith, Hugh, WR.....	1962
Bunch, Derek, LB.....	1987
Nottage, Dexter, DE.....	1994-96
Duff, Jamal, DE.....	1997-98
DeLoach, Jerry, DT.....	2001
Gardner, Daryl, DT.....	2002
Chase, Martin, DT.....	2003
Evans, Demetric, DL.....	2004-08
Haynesworth, Albert, DL.....	2009-10
Baker, Chris, DL.....	2011-14

93

Meads, Johnny, LB.....	1992
Willis, Keith, DT.....	1993
Faulkner, Jeff, DT.....	1993
Boutte, Marc, DT.....	1994-99
Leverette, Otis, DE.....	2001-02
Zellner, Peppi, DL.....	2003
Daniels, Phillip, DL.....	2004-10
Balmer, Kentwan, DE.....	2011
Merling, Phillip, DE.....	2013
Murphy, Trent, LB.....	2014

94

Sagnella, Anthony, DT.....	1987
Wilson, Bobby, DT.....	1991-94
Gilbert, Sean, DT.....	1996
Stubblefield, Dana, DT.....	1998-00
Jackson, Ladairis, DT.....	2002
Warner, Ron, DE.....	2003-04
Jones, Aki, DL.....	2005
Montgomery, Anthony, DT.....	2006-09
Carriker, Adam, DE.....	2010-12
Geathers, Clifton, DE.....	2014

95

Benish, Dan, DT.....	1987
Gaines, William, DT.....	1995-97
Wilkinson, Dan, DT.....	1998-02
Dalton, Lionel, DL.....	2003
Salave'a, Joe, DL.....	2004-06
Wilson, Chris, DE.....	2007-10
Neild, Chris, NT.....	2011-13

96

Gibson, Alec, DE.....	1987
Hollinquest, Lamont, LB.....	1993-94
Owens, Rich, DE.....	1995-97
Williams, Tyrone, DE.....	2001
Scott, Greg, DE.....	2002
Russell, Darrell, DL.....	2003
Griffin, Cornelius, DL.....	2004-09
Kemoeatu, Ma'ake, NT.....	2010
Cofield, Jr., Barry, NT.....	2011-14

97

Geathers, Jumpy, DT.....	1990-92
Palmer, Sterling, DE.....	1993-96
Bandison, Romeo, DT (also wore 72).....	1995-96
Kinney, Kelvin, DE.....	1997-98
Wynn, Renaldo, DL.....	2002-06
Smith, Tyson, LB.....	2008
Alexander, Lorenzo, LB (also wore 79).....	2010-12
Hatcher, Jason, DE.....	2014

98

Martin, Steve, DE.....	1987
Barker, Tony, LB.....	1992
Woods, Tony, DE.....	1994-96
Russell, Twan, LB.....	1997-99
Armstead, Jessie, LB.....	2002-03
Marshall, Lemar, LB.....	2004-06
Jackson, Rob, DE (also wore 50, 91).....	2008
Orakpo, Brian, LB/DE.....	2009-14

99

Saenz, Eddie, B.....	1946-51
Young, Wilbur, DE.....	1981
Karras, Ted, DT.....	1987
Rocker, Tracy, DT.....	1989-90
Buck, Jason, DE.....	1991-93
Stephens, Rod, LB.....	1995-96
Kuehl, Ryan, DT (also wore 78).....	1996-97
Coleman, Marco, DE.....	1999-01
Haley, Jermaine, DL.....	2003-04
Carter, Andre, DE/LB.....	2006-10
Jenkins, Jarvis, DE.....	2011-14

ALL-TIME ROSTER

The following is a list of Washington Redskins who have appeared in regular season or postseason play.

A

Absher, Dick, LB, Maryland	1967
Adams, John, T, Notre Dame.....	1945-49
Adams, Willie, LB, New Mexico State	1965-66
Addison, Mario, LB, Troy.....	2012
Adickes, Mark, G, Baylor.....	1990-91
Adduci, Nick, B, Nebraska	1954-55
Aguirre, Joe, E, St. Mary's (CA)	1941, 1943-45
Akers, David, K, Louisville.....	1998-99
Akins, Frank, B, Washington State	1943-46
Alban, Dick, B, Northwestern	1952-55
Albright, Ethan, LS, North Carolina	2001-09
Aldrich, Ki, C, TCU	1939-42, 1945-47
Alexander, Lorenzo, DL/LB, California.....	2007-12
Alexander, Patrise, DT, SW Louisiana	1996-98
Alexander, Shaun, RB, Alabama	2008
Alexander, Stephen, TE, Oklahoma.....	1998-01
Alford, Bruce, K, TCU	1967
Allen, Anthony, WR, Washington.....	1987-88
Allen, Jerry, B, Nebraska-Omaha.....	1967-69
Allen, John, C, Purdue	1955-58
Allen, Terry, RB, Clemson.....	1995-98
Alston, Mack, TE, Maryland State	1970-72
Amerson, David, CB, North Carolina State.....	2013-14
Ananis, Vito, B, Boston College	1945
Anderson, Bill, E, Tennessee	1958-63
Anderson, Bob, RB, Colorado	1975
Anderson, Bruce, E, Williamette	1970
Anderson, David, WR, Colorado State	2011
Anderson, Erick, LB, Michigan.....	1994
Anderson, Gary, G, Stanford	1980
Anderson, Stuart, LB, Virginia	1982-85
Anderson, Terry, WR, Bethune-Cookman	1978
Anderson, Willie "Flipper", WR, UCLA	1996
Andrako, Steve, C, Ohio State	1940
Apsit, Megs, B, USC	1933
Archer, David, QB, Iowa State	1988
Archuleta, Adam, S, Arizona State	2006
Arenz, Arnie, LB, St. Louis.....	1934
Ariri, Obed, K, Clemson.....	1987
Armstead, Jessie, LB, Miami (Fla.)	2002-03
Armstrong, Anthony, WR, West Texas A&M.....	2010-11
Arneson, Jim, G, Arizona.....	1975
Arnold, Walt, TE, New Mexico.....	1984
Arrington, LaVar, LB, Penn State	2000-05
Artman, Carrie, T, Stanford.....	1932
Asher, Jamie, TE, Louisville	1995-98
Ashmore, Darryl, OL, Northwestern	1996-97
Atkeson, Dale, B, No College.....	1954-56
Atkins, Pervis, RB, New Mexico State.....	1964-65
Atkinson, Jess, K, Maryland	1986-87
Atogwe, Oshiomogho, S, Stanford.....	2011
Audet, Earl, T, USC	1945
Austin, Terrence, WR, UCLA	2010-11
Aveni, John, WR/K, Indiana.....	1961
Avery, Don, T, USC.....	1946-47
Avery, Jim, E, Northern Illinois.....	1966

B

Bacon, Coy, DE, Jackson State	1978-81
Badaczewski, John, G, Western Reserve	1949-51
Badanjek, Rick, RB, Maryland.....	1986
Badger, Brad, G/T, Stanford	1997-99
Bagarus, Steve, RB, Notre Dame.....	1945-46, 1948
Bagdon, Ed, G, Michigan State	1952
Bailey, Champ, CB, Georgia	1999-03
Bailey, Robert, CB, Miami (Fla.)	1995

Baker, Chris, DL, Hampton	2012-14
Baker, Sam, K, Oregon State	1953, 1956-59
Balmer, Kentwan, DE, North Carolina.....	2011
Baltzell, Vic, DB, Southwestern (Kan.)	1935
Bandison, Romeo, DT, Oregon	1995-96
Bandy, Don, G, Tulsa	1967-68
Banks, Brandon, WR, Kansas State	2010-12
Banks, Carl, LB, Michigan State	1993
Banks, Tony, QB, Michigan State	2001
Banks, Willie, G, Alcorn A&M	1968-69
Banta, Jack, RB, USC	1941
Barber, Ernie, C, San Francisco.....	1945
Barber, Jim, T, San Francisco	1935-41
Barber, Shawn, LB, Richmond	1998-01
Barefoot, Ken, E, Virginia Tech	1968
Barfield, Ken, T, Mississippi	1954
Barker, Bryan, P, Santa Clara	2001-03
Barker, Ed, E, Washington State.....	1954
Barker, Tony, LB, Rice.....	1992
Barnes, Billy Ray, RB, Wake Forest.....	1962-63
Barnes, Brandon, LB, Missouri	2004
Barnes, Kevin, CB, Maryland.....	2009-11
Barnes, Tomur, CB, North Texas	1996
Barnes, Walt, DT, Nebraska	1966-68
Barnett, Doug, DE, Azusa Pacific.....	1985
Barnett, Nick, LB, Oregon State	2013
Barnett, Steve, T, Oregon	1964
Barnett, Troy, DT, North Carolina.....	1996
Barnhardt, Tommy, P, North Carolina	1988, 2000
Barni, Roy, B, San Francisco	1955-56
Barnwell, Malcolm, WR, Virginia Union	1985
Barrington, Tom, B, Ohio State.....	1966
Barrow, Mike, LB, Miami (Fla.) (IR).....	2004
Barry, Paul, B, Tulsa.....	1953
Bartel, Richard, QB, Tarleton State	2009
Bartos, Hank, G, North Carolina	1938
Bartos, Joe, B, Navy.....	1950
Bass, Mike, DB, Michigan	1969-75
Bassi, Dick, G, Santa Clara	1937
Bates, Michael, KR, Arizona	2001
Batiste, D'Anthony, G, Louisiana-Lafayette.....	2009
Batiste, Michael, G, Tulane.....	1998
Battaglia, Marco, TE, Rutgers.....	2001
Battles, Cliff, B, West Virginia Wesleyan	1932-37
Baugh, Sam, QB, TCU	1937-52
Bauman, Rashad, CB, Oregon.....	2002-03
Baughan, Maxie, LB, Georgia Tech	1974
Bausch, Frank (Pete), C, Kansas.....	1934-36
Bayless, Martin, S, Bowling Green	1994
Beasley, Tom, DL, Virginia Tech	1984-86
Beatty, Ed, C, Mississippi	1961
Beauharnais, Steve, LB, Rutgers	2014
Beban, Gary, QB, UCLA.....	1968-69
Beck, John, QB, BYU.....	2011
Bedell, Brad (IA-4), OL, Colorado.....	2003
Bedore, Tom, G, Pepperdine.....	1944
Beinor, Ed, T, Notre Dame	1941-42
Bell, Coleman, TE, Miami (Fla.)	1995
Bell, William, RB, Georgia Tech	1994-96
Bellamy, Josh, WR, Louisville.....	2013
Benish, Dan, DT, Clemson	1987
Benson, Cliff, TE, Purdue	1987
Bentley, Scott, K, Florida State.....	2000
Bernstine, Jordan, S, Iowa	2012
Berrang, Ed, E, Villanova	1949-52
Berschet, Merve, G, Illinois.....	1954-55
Betts, Ladell, RB, Iowa	2002-08
Bidwell, Josh, P, Oregon	2010
Bigby, Keiron, WR, Brown	1987
Biggers, E.J., CB, Western Michigan.....	2013-14
Biggs, Verlon, DE, Jackson State	1971-74
Bingham, Guy, C, Montana	1992-93

Birlem, Keith, B, San Jose State.....	1939
Black, Jordan, T, Notre Dame	2012
Blades, H.B., LB, Pittsburgh	2007-10
Blanchard, Cary, K, Oklahoma State.....	1998
Blanton, Scott, K, Oklahoma	1996-98
Boensch, Fred, G, Stanford	1947-48
Boll, Don, T, Nebraska	1953-59
Bond, Chuck, T, Washington.....	1937-38
Bond, Randall, B, Washington	1938
Bonner, Brian, LB, Minnesota.....	1989
Boose, Dorian, DE, Washington State.....	2001
Bosch, Frank, DT, Colorado	1968-70
Boschetti, Ryan, DL, UCLA	2004-08
Bosseler, Don, B, Miami (Fla.).....	1957-64
Bostic, Jeff, C, Clemson	1980-93
Boswell, Ben, T, TCU	1934
Boutte, Marc, DT, LSU	1994-99
Bowen, Alvin, LB, Iowa State.....	2009
Bowen, Matt, S, Iowa.....	2003-05
Bowen, Stephen, DE, Hofstra	2011-14
Bowie, Larry, FB, Georgia	1996-99
Bowles, Todd, S, Temple	1986-90, 92-93
Boykin, Deral, S, Louisville	1994
Braatz, Tom, DE, Marquette	1957-59
Bradley, Harold, E, Elon	1938-39
Bragg, Mike, P, Richmond.....	1968-79
Branch, Bruce, KR, Penn State	2002
Branch, Reggie, RB, East Carolina	1985-89
Brandes, John, TE, Cameron.....	1990-92
Brandt, David, OL, Michigan	2001
Brantley, John, LB, Georgia	1992
Breding, Ed, LB, Texas A&M.....	1967-68
Breedlove, Rod, LB, Maryland	1960-64
Breeland, Bashaud, CB, Clemson	2014
Brennan, Colt, QB, Hawaii.....	2008-09
Brewer, Homer, B, Mississippi.....	1960
Briggs, Bill, DE, Iowa.....	1966-67
Briggs, Bob, B, Central Oklahoma State	1965
Brilz, Darrick, G, Oregon State	1987
Briscoe, Dezmon, WR, Kansas.....	2012
Brito, Gene, DE, Loyola (CA)	1951-53, 1955-58
Britt, Ed, B, Holy Cross	1936-37
Britt, Oscar, G, Mississippi	1946
Brohm, Jeff, QB, Louisville	1995
Brooks, Bill, WR, Boston University.....	1996
Brooks, Durant, P, Wake Forest.....	2008
Brooks, Perry, DT, Southern	1978-84
Brooks, Reggie, RB, Notre Dame.....	1993-95
Broughton, Nehemiah, RB, The Citadel	2005-07
Brown, Antonio, WR, West Virginia	2004-05
Brown, Buddy, G, Arkansas	1951-52
Brown, Charlie, WR, South Carolina St.....	1982-84
Brown, Dan, E, Villanova	1950
Brown, Doug, DT, Simon Fraser	1998-99
Brown, Eddie, S, Tennessee	1975-77
Brown, Everette, LB, Florida State	2014
Brown, Hardy, LB, Tulsa	1950
Brown, Jamie, T, Florida A&M.....	1999
Brown, Jammal, T, Oklahoma	2010-11
Brown, Larry, RB, Kansas State	1969-76
Brown, Ray, G, Arkansas State.....	1989-95, 2004-05
Brown, Rufus, CB, Florida State.....	2004
Brown, Tom, DB, Maryland.....	1969
Brown, Wilbert, OL, Houston	2002
Brownlow, Darrick, LB, Illinois	1995-96
Brueckman, Charley, C, Pittsburgh	1958
Brundige, Bill, DE, Colorado.....	1970-77
Brunell, Mark, QB, Washington	2004-07
Brunet, Bob, RB, Louisiana Tech	1968, 1970-77
Bryant, Anthony, DL, Alabama	2010
Bryant, Kelvin, RB, North Carolina	1986-88, 1990
Bryant, Trent, CB, Arkansas.....	1981

ALL-TIME ROSTER

Buchanon, Phillip, CB, Miami (Fla.)	2010-11
Buck, Jason, DE, BYU	1991-93
Buckley, Curtis, CB, East Texas State	1999-2000
Budd, Frank, WR, Villanova	1963
Buggs, Danny, WR, West Virginia	1976-79
Bukich, Rudy, QB, USC	1957-58
Buksar, George, B, Purdue	1951-52
Bunch, Derek, LB, Michigan State	1987
Burks, Shawn, LB, LSU	1986
Burkus, Carl, T, George Washington	1948
Burman, George, G, Northwestern	1971-72
Burmeister, Danny, S, North Carolina	1987
Burnett, Chester, LB, Arizona	1998
Burrell, John, WR, Rice	1966-67
Busich, Sam, E, Ohio State	1936
Butkus, Carl, T, George Washington	1948
Butler, Crezdon, CB, Clemson	2012
Butsko, Harry, LB, Maryland	1963
Butz, Dave, DT, Purdue	1975-88
Buzbee, Alex, DE, Georgetown	2007-08
Byner, Earnest, RB, East Carolina	1989-93
Byrd, Dominique, TE, USC	2011

C

Cafego, George, QB, Tennessee	1943
Caldwell, Ravin, LB, Arkansas	1987-92
Caldwell, Reche, WR, Florida	2007
Campbell, Jason, QB, Auburn	2005-09
Campbell, Jesse, S, North Carolina State	1997-98
Campbell, Khary, LB, Bowling Green	2004-08
Campbell, Matt, OL, South Carolina	2001
Campiglio, Bob, B, W. Liberty State	1933
Campofreda, Nick, C, Western Maryland	1944
Campora, Don, T, Pacific	1953
Canidate, Trung, RB, Arizona	2003
Caravello, Joe, TE, Tulane	1987-88
Carlson, Mark, T, S. Connecticut State	1987
Carpenter, Brian, CB, Michigan	1983-84
Carpenter, Preston, E, Arkansas	1964-66
Carr, Jim, LB, Morris Harvey	1964-65
Carriker, Adam, DE, Nebraska	2010-12
Carrier, Mark, FS, USC	2000
Carroll, Jim, LB, Notre Dame	1966-68
Carroll, Leo, DE, San Diego State	1969-70
Carroll, Vic, T, Nevada	1936-42
Carson, John, E, Georgia	1954-59
Carter, Andre, DE, California	2006-10
Carter, Ki-Jana, RB, Penn State	2001
Carter, Tom, CB, Notre Dame	1993-96
Cartwright, Rock, RB, Kansas State	2002-08
Casares, Rick, RB, Florida	1965
Caster, Rich, TE, Jackson State	1981-82
Castiglia, Jim, B, Georgetown	1947-48
Catanho, Al, LB, Rutgers	1996
Centers, Larry, RB, Stephen F. Austin	1999-00
Chamberlain, Byron, TE, Wayne State	2003
Chandler, Jeff, K, Florida	2004
Chase, Martin, DT, Oklahoma	2003
Cherne, Hal, T, DePaul	1933
Cherry, Raphael, S, Hawaii	1985
Chester, Chris, G, Oklahoma	2011-14
Cheverko, George, B, Ohio State	1948
Choice, Tashard, RB, Georgia Tech	2011
Christensen, Erik, E, Richmond	1956
Churchwell, Don, T, Mississippi	1959
Cichowski, Gene, B, Indiana	1958-59
Cifers, Ed, E, Tennessee	1941-42, 1946
Clair, Frank, E, Ohio State	1941
Claitt, Rickey, FB, Bethune-Cookman	1980-81
Clark, Algy, DB, Ohio State	1932
Clark, Devin, OL, New Mexico	2008

Clark, Gary, WR, James Madison	1985-92
Clark, Jim, G, Oregon	1952-53
Clark, Mike, DE, Florida	1981
Clark, Ryan, DB, LSU	2004-05, 14
Clay, Billie, B, Mississippi	1966
Clay, Ozzie, B, Iowa State	1964
Clemons, Chris, LB, Georgia	2003-05
Clemons, Nic, DL, Georgia	2005
Clifton, Gregory, WR, Johnson C. Smith	1993
Cloud, John, B, William & Mary	1952-53
Cochran, Tom, B, Auburn	1949
Cofer, Joe, S, Tennessee	1987
Coffey, Ken, S, SW Texas State	1983-86
Cofield, Jr., Barry, NT, Northwestern	2011-14
Coia, Angelo, WR, USC	1964-65
Coleman, Ben, OL, Wake Forest	2001
Coleman, Greg, P, Florida A&M	1988
Coleman, Marco, DE, Georgia Tech	1999-01
Coleman, Monte, LB, Central Arkansas	1979-94
Coles, Laveranues, WR, Florida State	2003-04
Collier, Jim, E, Arkansas	1963
Collins, Andre, LB, Penn State	1990-94
Collins, Paul, (Rip), E, Pittsburgh	1932-35
Collins, Shane, DE, Arizona State	1992-94
Collins, Todd, QB, Michigan	2006-09
Compton, Tom, T, South Dakota	2013-14
Compton, Will, LB, Nebraska	2013-14
Concannon, Rick, G, NYU	1934-36
Condit, Merle, B, Carnegie Tech	1945
Conklin, Cary, QB, Washington	1990-93
Conkright, Bill, C, Oklahoma	1943
Connell, Albert, WR, Texas A&M	1997-00
Connell, Mike, P, Cincinnati	1980-81
Conway, Brett, K, Penn State	1998-02
Cook, Anthony, DE, South Carolina State	1999
Cook, Erik, OL, New Mexico	2011
Cooley, Chris, TE, Utah State	2004-12
Copeland, Anthony, LB, Louisville	1987
Copeland, Danny, S, Eastern Kentucky	1991-93
Corbitt, Don, C, Arizona	1948
Cortez, Jose, K, Oregon St.	2002
Coupee, Al, B, Iowa	1946
Cousins, Kirk, QB, Michigan State	2012-14
Cowne, John, C, Virginia Tech	1987
Cowsette, Del, DT, Maryland	2001-02
Cox, Bill, B, Duke	1951-52, 1955
Cox, Steve, P, Arkansas	1985-88
Coyle, Eric, C, Colorado	1987
Crabb, Claude, CB, Colorado	1962-63
Crane, Dennis, DT, USC	1968-69
Crawford, Richard, CB, SMU	2012
Crews, Terry, LB, Western Michigan	1995
Crisler, Harold, E, San Jose State	1948-49
Crissy, Cris, WR, Princeton	1981
Croftcheck, Don, G, Indiana	1965-66
Cronan, Peter, LB, Boston College	1981-85
Cronin, Gene, DE, Pacific	1961-62
Crossan, Dave, C, Maryland	1965-69
Crotty, Jim, B, Notre Dame	1960-61
Crow, Orien, C, Haskell Indian School	1934
Crutchfield, Buddy, CB, N. Carolina Central	1998
Cudzik, Walt, C, Purdue	1954
Cundiff, Billy, K, Drake	2012
Cunningham, Doug, RB, Mississippi	1974
Cunningham, Jim, RB, Pittsburgh	1961-63
Curtis, Bobby, LB, Savannah State	1987
Curtis, Mike, LB, Duke	1977-78
Curtis, Travis, S, West Virginia	1988, 1991
Cvercko, Andy, G, Northwestern	1963

D

Dahl, Bob, G, Notre Dame	1996-97
Dale, Roland, E, Mississippi	1950
Daniels, Calvin, LB, North Carolina	1986
Daniels, Phillip, DL, Georgia	2004-10
Dalton, Lionel, DT, Eastern Michigan	2003
Darre, Bernie, G, Tulane	1961
Davidson, Ben, DT, Washington	1962-63
Davis, Akeem, S, Memphis	2014
Davis, Andy, B, George Washington	1952
Davis, Brian, CB, Nebraska	1987-90
Davis, Fred, T, Alabama	1941-42, 1945
Davis, Fred, TE, USC	2008-13
Davis, Jack, G, Maryland	1960
Davis, Ja'Gared, LB, SMU	2014
Davis, James, RB, Clemson	2010
Davis, Stephen, RB, Auburn	1996-02
Davis, Wayne, DB, Indiana State	1989-90
Davlin, Mike, T, San Francisco	1955
Day, Eagle, QB, Mississippi	1959-60
Deal, Rufus, B, Auburn	1942
Dean, Fred, G, Texas Southern	1978-82
Dean, Vernon, CB, San Diego State	1982-87
DeCarlo, Art, DB, Georgia	1956-57
DeCorrevont, Bill, B, Northwestern	1945
Dee, Bob, DE, Holy Cross	1957-58
Deeks, Don, T, Washington	1947
DeFrance, Chris, WR, Arizona State	1979
DeFruiter, Bob, B, Nebraska	1945-47
Dekker, Al, WR, Michigan State	1953
Deloplaine, Jack, RB, Salem College	1978
DeMao, Al, C, Duquesne	1945-53
DeMulling, Rick, OL, Idaho	2007
Dennis, Pat, DB, Louisiana Monroe	2004
Dennison, Glenn, TE, Miami (Fla.)	1987
Denson, Moses, RB, MD Eastern Shore	1974-75
Denton, Tim, CB, Sam Houston State	1998-99
Dess, Darrell, G, North Carolina State	1965-66
Didier, Clint, TE, Portland State	1982-87
Didion, John, LB, Oregon State	1969-70
Dishman, Cris, CB, Purdue	1997-98
Dockery, Derrick, OL, Texas	2003-06, 2009-10
Doering, Chris, WR, Florida	2002
Doering, Jason, S, Wisconsin	2004
Doll, Don, DE, USC	1953
Donnalley, Rick, C, North Carolina	1984-85
Doolan, John, B, Georgetown	1945
Dorow, Al, QB, Michigan State	1954-56
Dotson, Santana, DL, Baylor	2002
Doughty, Reed, S, Northern Colorado	2006-13
Dow, Ken, B, Oregon State	1941
Dowda, Harry, DB, Wake Forest	1949-53
Dowler, Boyd, WR, Colorado	1971
Downey, Patrick, OL, New Hampshire	2002
Drake, Troy, T, Indiana	1998
Drakeford, Tyronne, CB, Virginia Tech	2000
Drazenovich, Chuck, LB, Penn State	1950-59
Dubinetz, Greg, G, Yale	1979
DuBois, Phil, TE, San Diego State	1979-80
Duckett, T.J., RB, Michigan State	2006
Duckworth, Joe, E, Colgate	1947
Ducre, Greg, CB, Washington	2014
Dudley, Bill, RB, Virginia	1950-51, 1953
Duff, Jamal, DE, San Diego State	1997-98
Dugan, Fred, WR, Dayton	1961-63
Duich, Steve, G, San Diego State	1969
Dukes, Chad, RB, Pittsburgh	2000
Duncan, Leslie, DB, Jackson State	1971-73
Dunn, Coye, B, USC	1943
Dunn, K.D., TE, Clemson	1987
Dupard, Reggie, RB, SMU	1989-90
Dusek, Brad, LB, Texas A&M	1974-81
Dwyer, Jack, DB, Loyola (CA)	1951

ALL-TIME ROSTER

Dye, Les, E, Syracuse 1944-45
 Dyer, Henry, RB, Grambling..... 1969-70

E

Ecker, Enrique, T, John Carroll..... 1952
 Ecker, Tyler, TE, Michigan 2007
 Edwards, Brad, S, South Carolina..... 1990-93
 Edwards, Turk, T, Washington State 1932-40
 Edwards, Weldon, T, TCU 1948
 Eilers, Pat, DB, Notre Dame 1992-94
 Elewonibi, Moe, T, BYU 1990-93
 Elisara, Pita, OL, Indiana 2003
 Ellard, Henry, WR, Fresno State 1994-98
 Elliott, Matt, C, Michigan 1992
 Ellis, Ed, T, Buffalo 2000
 Ellstrom, Marv, B, Oklahoma 1943
 Ellstrom, Swede, FB, Oklahoma..... 1934
 Elmore, Doug, DB, Mississippi 1962
 Elter, Leo, RB, Duquesne 1955-57
 Emtman, Steve, DT, Washington 1997
 Erhardt, Clyde, C, Georgia 1946-49
 Erickson, Carl, C, Washington 1938-39
 Ervins, Ricky, RB, USC 1991-94
 Espy, Mike, WR, Mississippi..... 2006-07
 Etherly, David, CB, Portland State 1987
 Eubanks, John, CB, Southern Mississippi..... 2006-07
 Evans, Charles, RB, USC..... 1974
 Evans, Demetric, DL, Georgia..... 2004-08
 Evans, Greg, S, TCU 1998
 Evans, Leomont, S, Clemson 1996-99
 Evans, Reggie, RB, Richmond 1983

F

Fabini, Jason, OL, Cincinnati..... 2007-08
 Fanaika, Paul, G, Arizona State 2009
 Fanucci, Mike, DE, Arizona State 1972
 Farkas, Andy, FB, Detroit 1938-44
 Farman, Dick, G, Washington State 1939-43
 Farmer, Tom, B, Iowa 1947-48
 Farris, Jimmy, WR, Montana 2005, 07
 Faulkner, Jeff, DE, Southern 1993
 Fauria, Christian, TE, Colorado 2006
 Feagin, Tom, G, Houston 1963
 Felber, Nip, E, North Dakota 1932
 Felton, Ralph, LB, Maryland..... 1954-60
 Ferris, Neil, DB, Loyola (CA) 1951-52
 Filchock, Frank, QB, Indiana..... 1938-41, 1944-45
 Fiore, Dave, OL, Hofstra 2003
 Fincher, Alfred, LB, Connecticut 2008
 Fiorentino, Al, G, Boston College 1943-44
 Fischer, Mark, C, Purdue..... 1998-01
 Fischer, Pat, CB, Nebraska 1968-77
 Fisher, Bob, T, USC 1940
 Flemister, Zeron, TE, Iowa 2000-03
 Fletcher, Derrick, G, Baylor 2000
 Fletcher, London, LB, John Carroll..... 2007-13
 Flick, Tom, QB, Washington..... 1981
 Flores, Mike, DT, Louisville 1995
 Flowers, Richmond, QB, Duke 2002
 Foltz, Vernon, C, St. Vincent's..... 1944
 Forbath, Kai, K, UCLA 2012-14
 Forte, Ike, RB, Arkansas 1978-80
 Fox, Keyaron, LB, Georgia Tech..... 2011
 Fox, Vernon, S, Fresno State..... 2006-07
 Foxx, Dion, LB, James Madison..... 1995
 Frahm, Dick, B, Nebraska 1935
 Frain, Todd, TE, Nebraska 1986
 Francis, Dave, FB, Ohio State..... 1963
 Francis, James, LB, Baylor 1999
 Frankian, Ike, E, St. Mary's..... 1933

Franz, Todd, DB, Tulsa 2002-04
 Frazier, Frank, G, Miami (Fla.) 1987
 Freeman, Bob, DB, Auburn 1962
 Frerotte, Gus, QB, Tulsa 1994-98
 Friedman, Lennie, OL, Duke 2003-04
 Friesz, John, QB, Idaho 1994
 Frisch, Dave, TE, Colorado State 1997
 Fritsch, Ted, C, St. Norbert..... 1976-79
 Frost, Derrick, P, Northern Iowa 2005-07
 Fryar, Irving, WR, Nebraska 1999-00
 Fryer, Brian, WR, Alberta (Canada) 1976-78
 Fugett, Jean, TE, Amherst 1976-79
 Fulcher, Bill, G, Georgia Tech 1956-58
 Fuller, Larry, B, No College 1944-45

G

Gaffney, Jabar, WR, Florida..... 2011
 Gaffney, Jim, B, Tennessee 1945-46
 Gage, Steve, S, Tulsa 1987-88
 Gaines, William, DT, Florida 1995-97
 Galbraith, Scott, TE, USC..... 1995-96
 Galloway, Joey, WR, Ohio State 2010
 Gannon, Rich, QB, Delaware 1993
 Gano, Graham, K, Florida State 2009-11
 Ganther, Quinton, RB, Utah 2009
 Garçon, Pierre, WR, Mount Union..... 2012-14
 Gardener, Daryl, DT, Baylor 2002
 Gardner, Rod, WR, Clemson..... 2001-04
 Garner, Dwight, RB, California 1986
 Garrett, Alvin, WR, Angelo State..... 1981-84
 Garzoni, Mike, B, USC 1947
 Gatewood, Curtis, LB, Vanderbilt 2009
 Geathers, Clifton, DE, South Carolina 2014
 Geathers, James, DT, Wichita State 1990-92
 Geisinger, Justin, G, Vanderbilt 2008
 Gentry, Lee, B, Tulsa 1941
 George, Jeff, QB, Illinois..... 2000-01
 German, Jim, QB, Centre College 1939
 Gesek, John, C, Cal State Sacramento..... 1994-95
 Gettis, Adam, G, Iowa 2013
 Giaquinto, Nick, RB, Connecticut 1981-83
 Gibson, Alec, DT, Illinois 1987
 Gibson, Joe, B, Tulsa 1943
 Gilbert, Sean, DT, Pittsburgh 1996
 Gillespie, Robert, RB, Florida 2002
 Gilmer, Harry, QB, Alabama 1948-54
 Givens, Reggie, LB, Penn State 2000
 Glick, Gary, DB, Colorado A&M 1959-61
 Gob, Art, E, Pittsburgh..... 1959-60
 Godfrey, Randall, LB, Georgia 2007
 Gogolak, Charlie, K, Princeton 1966-68
 Golston, Kedric, DT, Georgia 2006-14
 Gomes, DeJon, S, Nebraska 2011-12
 Goodburn, Kelly, P, Emporia State 1990-93
 Goode, Bob, RB, Texas A&M 1949-51, 1954-55
 Goodnight, Clyde, E, Tulsa 1949-50
 Goodyear, John, B, Marquette 1942
 Goosby, Tom, G, Baldwin-Wallace 1966
 Gouveia, Kurt, LB, BYU 1987-94, 99
 Graf, Dave, LB, Penn State 1981
 Graf, Rick, LB, Wisconsin 1993
 Graham, Don, LB, Penn State..... 1989
 Graham, Kent, QB, Ohio State 2001
 Grant, Alan, CB, Stanford 1994
 Grant, Bob, LB, Wake Forest..... 1971
 Grant, Darryl, DT, Rice 1981-90
 Grant, Frank, WR, S. Colorado State 1973-78
 Grant, Orantes, LB, Georgia 2002-03
 Grant, Ryan, RB, Notre Dame..... 2012
 Grant, Ryan, WR, Tulane 2014
 Gray, Bill, G, Oregon State..... 1947-48

Green, Darrell, CB, Texas A&I 1983-02
 Green, Jacques, WR, Florida 2002
 Green, Mike, S, Northwestern State 2008
 Green, Robert, RB, William & Mary 1992
 Green, Tony, RB, Florida..... 1978
 Green, Trent, QB, Indiana 1995-98
 Greer, Donovan, CB, Texas A&M 2001
 Griffin, Cedric, CB, Texas..... 2012
 Griffin, Cornelius, DT, Alabama..... 2004-08
 Griffin, Keith, RB, Miami (Fla.) 1984-88
 Griffin III, Robert, QB, Baylor..... 2012-14
 Grimm, Dan, C, Colorado 1969
 Grimm, Russ, G, Pittsburgh..... 1981-91
 Grossman, Rex, QB, Florida 2010-11
 Guglielmi, Ralph, QB, Notre Dame 1955, 1958-60
 Gullledge, David, FS, Jacksonville State 1992
 Gumbs, Jose, S, Monmouth 2013
 Gundlach, Herman, G, Harvard..... 1935

H

Hackbart, Dale, DB, Wisconsin 1961-63
 Hageman, Fred, C, Kansas 1961-64
 Haight, Mike, T, Iowa 1992
 Haines, Kris, WR, Notre Dame 1979
 Haji-Sheikh, Ali, K, Michigan 1987
 Haley, Dick, DB, Pittsburgh 1959-60
 Haley, Jermaine, DT, Butte College 2003-04
 Hall, DeAngelo, CB, Virginia Tech..... 2008-14
 Hall, Galen, QB, Penn State 1962
 Hall, John, K, Wisconsin..... 2003-06
 Hall, Windlan, DB, Arizona State..... 1977
 Ham, Derrick, DE, Miami (Fla.)..... 2000
 Hamdan, Gibran, QB, Indiana 2003
 Hamel, Dean, DT, Tulsa 1985-88
 Hamilton, Justin, S, Virginia Tech 2008
 Hamilton, Malcolm, LB, Baylor 1998-99
 Hamilton, Rick, LB, Central Florida 1993-94
 Hamilton, Steve, DE, East Carolina..... 1985-88
 Hamlin, Gene, C, Western Michigan 1970
 Hammond, Bobby, RB, Morgan State 1979-80
 Hanburger, Chris, LB, North Carolina 1965-78
 Hancock, Mike, TE, Idaho State..... 1973-75
 Hankerson, Leonard, WR, Miami (Fla.) 2011-14
 Hanna, Zip, G, South Carolina..... 1945
 Hansen, Ron, G, Minnesota 1954
 Harbour, Dave, C, Illinois..... 1988-89
 Hardeman, Buddy, RB, Iowa State..... 1979-80
 Hare, Cecil, FB, Gonzaga..... 1941-42, 1945
 Hare, Ray, QB, Gonzaga 1940-43
 Harlan, Jim, T, Howard Payne..... 1978
 Harmon, Clarence, RB, Mississippi State 1977-82
 Harold, George, B, Allen..... 1968
 Harraway, Charley, RB, San Jose State 1969-73
 Harris, Don, S, Rutgers 1978-79
 Harris, Hank, G, Texas..... 1947-48
 Harris, Jim, DB, Howard Payne 1970
 Harris, Joe, LB, Georgia Tech 1977
 Harris, Macho, S, Virginia Tech 2010
 Harris, Rickie, DB, Arizona 1965-70
 Harris, Steven, WR, Arkansas 2006-07
 Harris, Walt, CB, Mississippi State 2004-05
 Harrison, Kenny, WR, SMU 1980
 Harrison, Lloyd, CB, North Carolina State 2000
 Harrison, Nolan, DE, Indiana 2000
 Harry, Carl, WR, Utah 1989, 92
 Hart, Jim, QB, Southern Illinois..... 1984
 Hartley, Howard, B, Duke 1948
 Hartman, Bill, B, Georgia 1938
 Harvey, Ken, LB, California 1994-98
 Harvin, Allen, RB, Cincinnati 1987
 Hasselbeck, Tim, QB, Boston College 2003

ALL-TIME ROSTER

Hatcher, Jason, DE, Grambling State	2014
Hatcher, Ron, FB, Michigan State	1962
Hauss, Len, C, Georgia	1964-77
Haws, Kurt, TE, Utah	1994
Hayden, Ken, C, Arkansas	1943
Hayes, Jeff, P, North Carolina	1982-85
Haymond, Alvin, DB, Southern	1972
Haynes, Hall, DB, Santa Clara	1950, 1953-55
Haynes, Reggie, TE, UNLV	1978
Haynesworth, Albert, DT, Tennessee	2009-10
Hayward, Adam, LB, Portland State	2014
Hazelwood, Ted, T, North Carolina	1953
Heath, Leon, FB, Oklahoma	1951-53
Heck, Andy, T, Notre Dame	1999-00
Hecker, Norb, DB, Baldwin-Wallace	1955-57
Heenan, Pat, E, Notre Dame	1960
Hegarty, Bill, T, Villanova	1960
Heinz, Bob, DT, Pacific	1978
Helu, Jr., Roy, RB, Nebraska	2011-14
Hendershot, Larry, LB, Arizona State	1967
Henderson, Jon, WR, Colorado State	1970
Hendren, Bob, T, USC	1949-51
Hennessey, Jerry, DE, Santa Clara	1952-53
Henson, Robert, LB, TCU	2009-10
Hermeling, Terry, T, Nevada	1970-80
Hernandez, Joe, WR, Arizona	1964
Heyer, Stephen, OL, Maryland	2007-10
Hickman, Dallas, DE, California	1976-81
Hickman, Donnie, G, USC	1978
Hicks, Artis, G/T, Memphis	2010
Hicks, Skip, RB, UCLA	1998-00
Hightower, Tim, RB, Richmond	2011
Hill, Calvin, RB, Yale	1976-77
Hill, Irv, B, Trinity	1933
Hill, Nate, DE, Auburn	1989
Hitchcock, Ray, C, Minnesota	1987
Hoage, Terry, S, Georgia	1991
Hobbs, Stephen, WR, North Alabama	1990-92
Hochertz, Martin, DE, Southern Illinois	1993
Hodgson, Pat, TE, Georgia	1966
Hoelscher, David, DT, Eastern Kentucky	1998
Hoffman, Bob, RB, USC	1940-41
Hoffman, John, DE, Hawaii	1969-70
Hogeboom, Gary, QB, Central Michigan	1990
Hokuf, Steve, B, Nebraska	1933-35
Holdman, Warrick, LB, Texas A&M	2005-06
Hollar, John, B, Appalachian State	1948-49
Hollenbach, Sam, QB, Maryland	2007
Holliday, Vonnie, DL, North Carolina	2010
Hollinquest, Lamont, LB, USC	1993-94
Holloway, Derek, WR, Arkansas	1986
Holly, Bob, QB, Princeton	1982-83
Holman, Walter, RB, West Virginia State	1987
Holman, Willie, DE, South Carolina State	1973
Holmer, Walt, B, Northwestern	1933
Holmes, Lendy, S, Oklahoma	2009
Holsey, Bernard, DL, Duke	2003
Horner, Sam, B, VMI	1960-61
Horstmann, Roy, FB, Purdue	1933
Horton, Chris, S, UCLA	2008-10
Horton, Ethan, TE, North Carolina	1994
Hostetler, Jeff, QB, West Virginia	1997
Houghton, Jerry, T, Washington State	1950
Houston, Ken, S, Prairie View	1973-80
Houston, Walt, G, Purdue	1955
Hover, Don, LB, Washington State	1978-79
Howard, Desmond, WR, Michigan	1992-94
Howell, Dixie, B, Alabama	1937
Hudson, Bob, G, Clemson	1959
Huff, Ken, G, North Carolina	1983-85
Huff, Sam, LB, West Virginia	1964-67, 1969
Hughley, George, FB, Central Oklahoma State	1965

Hull, Josh, LB, Penn State	2013
Hull, Mike, RB, USC	1971-74
Humphries, Stan, QB, NE Louisiana	1989-91
Huntington, Greg, C, Penn State	1993
Hunter, Bill, DB, Syracuse	1965
Hurley, George, G, Washington State	1932-33
Hurt, Maurice, G, Florida	2011-12
Husak, Todd, QB, Stanford	2000
Husted, Michael, K, Virginia	2000
Hutsen, Tony, G, NE Oklahoma	2000
Hyatt, Fred, WR, Auburn	1973

I

Ithenacho, Duke, S, San Jose State	2014
Imhof, Martin, DE, San Diego State	1974
Intrieri, Marne, G, Loyola, Md	1933-34
Irwin, Don, FB, Colgate	1936-39
Izo, George, QB, Notre Dame	1961-64

J

Jackson, Bernard, DB, Tennessee	2002
Jackson, Charles, S, Texas Tech	1987
Jackson, DeSean, WR, California	2014
Jackson, Ladairis, DE, Oregon State	2002-03
Jackson, Leroy, RB, Western Illinois	1962-63
Jackson, Rob, DE/LB, Kansas State	2008-13
Jackson, Steve, LB, Texas-Arlington	1966-67
Jackson, Trenton, WR, Illinois	1967
Jackson, Wilbur, FB, Alabama	1980-82
Jacobs, Jack, QB, Oklahoma	1946
Jacobs, Taylor, WR, Florida	2003-05
Jacoby, Joe, T/G, Louisville	1981-93
Jaffurs, John, G, Penn State	1946
Jagielski, Harry, T, Indiana	1956
James, Dick, RB, Oregon	1956-63
James, Erasmus, DE, Wisconsin	2008
Janowicz, Vic, B, Ohio State	1954-55
Jansen, Jon, T, Michigan	1999-08
Jaqua, Jon, S, Lewis & Clark	1970-72
Jarmon, Jeremy, LB, Kentucky	2009-10
Jarrett, Craig, P, Michigan State	2002
Jeffcoat, Jackson, LB, Texas	2014
Jefferson, Roy, WR, Utah	1971-76
Jencks, Bob, K/E, Miami (OH)	1965
Jenkins, Brandon, LB, Florida State	2013
Jenkins, Jacque, FB, Vanderbilt	1943, 1946
Jenkins, James, TE, Rutgers	1991-00
Jenkins, Jarvis, DE, Clemson	2012-14
Jenkins, Ken, RB, Bucknell	1985-86
Jessie, Tim, RB, Auburn	1987
Jimoh, Ade, DB, Utah State	2003-06
Johnson, AJ, CB, SW Texas State	1989-94
Johnson, Andre, T, Penn State	1996
Johnson, Billy, WR, Widener	1988
Johnson, Brad, QB, Minnesota	1999-2000
Johnson, Bryan, FB, Boise State	2000-03
Johnson, Dennis, DT, Delaware	1974-77
Johnson, Dominique, CB, Jackson State	2012
Johnson, Jimmie, TE, Howard	1989-91
Johnson (Howard), Joe, WR, Notre Dame	1989-91
Johnson, Larry, C, Haskell Indian	1933-35, 1944
Johnson, Larry, RB, Penn State	2010
Johnson, Mitch, T, UCLA	1966-68, 1972
Johnson, Patrick, WR, Oregon	2003
Johnson, Randy, QB, Texas A&I	1975
Johnson, Richard, WR, Colorado	1987
Johnson, Rob, QB, USC	2003
Johnson, Robert, TE, Auburn	2005
Johnson, Sidney, CB, California	1990-92
Johnson, Tim, DT, Penn State	1990-95

Johnson, Tre, T, Temple	1994-00,02
Johnston, Jim, B, Washington	1939-40
Jones, Aki, DL, Fordham	2005
Jones, Anthony, TE, Wichita State	1984-88
Jones, Chuck, E, George Washington	1955
Jones, David, C, Texas	1987
Jones, David, CB, Wingate	2012
Jones, Deacon, DE, Mississippi Vocational	1974
Jones, Greg, LB, Colorado	1997-00
Jones, Harvey, B, Baylor	1947
Jones, Jimmie, DE, Wichita State	1971-73
Jones, Joe, DE, Tennessee State	1979-80
Jones, Kenyatta, OL, South Florida	2003-04
Jones, Larry, WR, NE Missouri State	1974-77
Jones, Levi, OT, Arizona State	2009
Jones, Melvin, G, Houston	1981
Jones, Robert, LB, East Carolina	2001
Jones, Rod, OL, Kansas (IR)	2002
Jones, Stan, DT, Maryland	1966
Jordan, Akeem, LB, James Madison	2014
Jordan, Curtis, FS, Texas Tech	1981-86
Jordan, Jeff, RB, Washington	1971-72
Joseph, Joe, DL, Miami (Fla.)	2010
Joseph, Ricot, DB, Central Florida	2002
Junker, Steve, E, Xavier	1961-62
Junkin, Trey, LB, Louisiana Tech	1984
Jurgensen, Sonny, QB, Duke	1964-74
Justice, Charlie, RB, North Carolina	1950, 1952-54
Justice, Ed, B, Gonzaga	1936-42
Juzwik, Steve, B, Notre Dame	1942

K

Kahn, Ed, G, North Carolina	1935-37
Kalu, Ndukwue, DE, Rice	1998-00
Kamp, Jim, T, Oklahoma City	1933
Kammerer, Carl, DE, Pacific	1963-69
Kane, Rick, RB, San Jose State	1984
Kantor, Joe, RB, Notre Dame	1966
Karamatic, George, B, Gonzaga	1938
Karas, Emil, E, Dayton	1959
Karcher, Jim, G, Ohio State	1936-39
Karras, Lou, T, Purdue	1950-52
Karras, Ted, DT, Northwestern	1987
Katrishen, Mike, T, Southern Mississippi	1948-49
Kaufman, Mel, LB, Cal Poly SLO	1981-88
Kawal, Ed, C, Illinois	1937
Kearse, Frank, DE, Alabama A&M	2014
Keating, Chris, LB, Maine	1985
Keenan, Jack, T, South Carolina	1944-45
Kehl, Bryan, LB, BYU	2012-13
Kehr, Rick, G, Carthage	1987
Kelley, Gordon, LB, Georgia	1962-63
Kelly, John, T, Florida A&M	1966-67
Kelly, Malcolm, WR, Oklahoma	2008-10
Kemoeatu, Ma'ake, NT, Utah	2010
Kendall, Pete, OL, Boston College	2007-08
Kenneally, Gus, E, St. Bonaventure	1932
Kerr, Jim, DB, Penn State	1961-62
Kerrigan, Ryan, LB, Purdue	2011-14
Khayat, Bob, K, Mississippi	1960, 1962-63
Khayat, Ed, DT, Tulane	1957, 1962-63
Kiick, Jim, RB, Wyoming	1977
Killings, Cedric, DL, Carson-Newman	2005
Kilmer, Bill, QB, UCLA	1971-78
Kimball, Bruce, G, Massachusetts	1983-84
Kimble, Garry, CB, Sam Houston State	1987
Kimmel, J.D., T, Houston	1955-56
Kimmel, Jon, LB, Colgate	1987
Kimrin, Ola, K, Texas El Paso	2004
Kincaid, Jim, B, South Carolina	1954
Kinney, Kelvin, DE, Virginia State	1997-98

ALL-TIME ROSTER

Kirk, Randy, LB, San Diego State.....	1990
Kitts, Jim, FB, Ferrum.....	1998
Knight, Curt, K, Coast Guard.....	1969-73
Koch, Markus, DE, Boise State.....	1986-91
Koniszewski, John, T, G.W.....	1945-46, 1948
Kopay, Dave, RB, Washington.....	1969-70
Kovatch, John, E, Notre Dame.....	1942, 46
Kozlowski, Brian, TE, Connecticut.....	2004-07
Krakoski, Joe, B, Illinois.....	1961
Krakoski, Joe, LB, Washington.....	1986
Krause, Max, FB, Gonzaga.....	1937-40
Krause, Paul, DB, Iowa.....	1964-67
Krause, Red, C, St. Louis.....	1938
Kresky, Joe (Mink), G, Wisconsin.....	1932
Krouse, Ray, T, Maryland.....	1960
Kruczek, Mike, QB, Boston College.....	1980
Krueger, Al, RB, USC.....	1941-42
Kubin, Larry, LB, Penn State.....	1982-84
Kuchta, Frank, C, Notre Dame.....	1958-59
Kuehl, Ryan, DT, Virginia.....	1996-97
Kupp, Jake, G, Washington.....	1966
Kuziel, Bob, G, Pittsburgh.....	1975-80

L

Laaveg, Paul, G, Iowa.....	1970-75
Lachey, Jim, T, Ohio State.....	1988-95
Landry, LaRon, S, LSU.....	2007-11
Lane, Skip, S, Mississippi.....	1987
Lang, Kenard, DE, Miami (Fla.).....	1997-01
Lapka, Ted, E. St. Ambrose.....	1943-44, 1946
LaPresta, Benny, B, St. Louis.....	1933
Larson, Bill, TE, Colorado State.....	1977
Larson, Pete, RB, Cornell.....	1967-68
Lasse, Dick, LB, Syracuse.....	1960-61
Lathrop, Kit, DT, Arizona State.....	1987
Laster, Donald, T, Tennessee State.....	1982-83
Laufenberg, Babe, QB, Indiana.....	1983-85
Lauvao, Shawn, G, Arizona State.....	2014
Lavender, Joe, CB, San Diego State.....	1976-82
Law, Dennis, WR, East Tennessee State.....	1979
Lawrence, Don, T, Notre Dame.....	1959-61
LeBaron, Eddie, QB, Pacific.....	1952-53, 1955-59
Leeuwenburg, Jay, G, Colorado.....	2000
Lemek, Ray, T, Notre Dame.....	1957-61
Lennan, Reid, G, No College.....	1945
Leon, Tony, G, Alabama.....	1943
LeRibeus, Josh, G, SMU.....	2012-14
Lewis, Dan, RB, Wisconsin.....	1965
Lewis, Lance, WR, East Carolina.....	2013
Lewis, Ron, G, Washington State.....	1995
Leverette, Otis, DE, UAB.....	2001-02
Liebenstein, Todd, DE, UNLV.....	1982-85
Lichtensteiger, Kory, G/C, Bowling Green St.....	2010-13
Lipscomb, Paul, T, Tennessee.....	1950-54
Livingston, Howie, B, Fullerton JC.....	1948-50
Lloyd, Brandon, WR, Illinois.....	2006-07
Lockett, J.W., B, Central Oklahoma State.....	1964
Lockett, Kevin, WR, Kansas State.....	2001-02
Locklear, Sean, T, North Carolina State.....	2011
Logan, Marc, FB, Kentucky.....	1995-97
Lohmiller, Chip, K, Minnesota.....	1988-94
Lolatai, Al, G, Weber State.....	1945
Long, Bob, WR, Wichita State.....	1969
Long, Spencer, G, Nebraska.....	2014
Lookabaugh, John, E, Maryland.....	1946-47
Looney, Joe Don, RB, Oklahoma.....	1966-67
Lorch, Karl, DT, USC.....	1976-81
Lott, Andre, DB, Tennessee.....	2002-04
Love, John, WR, North Texas State.....	1967
Loverne, David, OL, San Jose State.....	2002
Lowe, Gary, B, Michigan State.....	1956-57

Lowry, Quentin, LB, Youngstown State.....	1981-83
Luce, Lew, B, Penn State.....	1961
Lyle, Keith, S, Virginia.....	2001
Lynch, Dick, B, Notre Dame.....	1958

M

MacAfee, Ken, E, Alabama.....	1959
Macioszczek, Art, FB, Western Michigan.....	1948
Macklin, David, CB, Penn State.....	2007
MacMurdo, Jim, T, Pittsburgh.....	1932-33
Madarik, Elmer, B, Detroit.....	1948
Malinchak, Bill, WR, Indiana.....	1970-74, 1976
Malone, Benny, RB, Arizona State.....	1978-79
Malone, Charley, E, Texas A&M.....	1934-40, 1942
Mandeville, Chris, DB, Cal-Davis.....	1989
Manley, Dexter, DE, Oklahoma State.....	1981-89
Mann, Charles, DE, Nevada-Reno.....	1983-93
Manton, Tilly, FB, TCU.....	1938
Manusky, Greg, LB, Colgate.....	1988-90
Marciniak, Ron, C, Kansas State.....	1955
Marcus, Pete, E, Kentucky.....	1944
Marshall, Lemar, LB, Michigan St.....	2002-06
Marshall, Leonard, DT, LSU.....	1994
Marshall, Rich, T, Stephen F. Austin.....	1966
Marshall, Wilber, LB, Florida.....	1988-92
Mason, Marcus, RB, Youngstown State.....	2009
Martin, Aaron, DB, North Carolina College.....	1968
Martin, Jamie, QB, Weber State.....	1997
Martin, Jim, K, Notre Dame.....	1964
Martin, Steve, DE, Jackson State.....	1987
Mason, Eddie, LB, North Carolina.....	1999-02
Mason, Tommy, RB, Tulane.....	1971-72
Masterson, Bob, E, Miami (Fla.).....	1938-43
Maston, Le'Shai, FB, Baylor.....	1998
Matich, Trevor, C, BYU.....	1994-96
Matthews, Shane, QB, Florida.....	2002
Mattson, Riley, T, Oregon.....	1961-64
Mauti, Rich, WR, Penn State.....	1984
May, Mark, T, Pittsburgh.....	1981-89
Mayhew, Martin, CB, Florida State.....	1989-92
Mays, Alvoid, CB, West Virginia.....	1990-94
Mays, Damon, WR, Missouri.....	1996
Mazurek, Fred, B, Pittsburgh.....	1965-66
McCabe, Dick, B, Pittsburgh.....	1959
McCants, Darnerien, WR, Delaware St.....	2002-04
McCardell, Keenan, WR, UNLV.....	2007
McCauley, Marcus, CB, Fresno State.....	2009
McChesney, Bob, E, UCLA.....	1936-42
McClellion, Central, CB, Ohio State.....	2001
McCoy, Colt, QB, Texas.....	2014
McCrary, Greg, TE, Clark.....	1978, 1981
McCune, Robert, LB, Louisville.....	2005-06
McCullough, Sultan, RB, USC.....	2003
McDaniel, John, WR, Lincoln.....	1978-80
McDaniel, Le Charls, CB, Cal Poly SLO.....	1981-82
McDole, Ron, DE, Nebraska.....	1971-78
McDonald, Ray, RB, Idaho.....	1967-68
McEwen, Craig, TE, Utah.....	1987-88
McGee, Tim, WR, Tennessee.....	1993
McGee, Tony, DE, Bishop (TX).....	1982-84
McGrath, Mark, WR, Montana State.....	1983-85
McGriff, Curtis, DT, Alabama.....	1987
McIntosh, Rocky, LB, Miami (Fla.).....	2006-11
McKee, Paul, E, Syracuse.....	1947-48
McKeever, Marlin, LB, USC.....	1968-70
McKenzie, Raleigh, G, Tennessee.....	1985-94
McKinney, Zion, WR, South Carolina.....	1980
McLinton, Harold, LB, Southern.....	1969-78
McMillan, Mark, CB, Alabama.....	1999
McNabb, Donovan, QB, Syracuse.....	2010
McNeil, Clifton, WR, Grambling.....	1971-72

McNeil, Nick, LB, Western Carolina.....	2005
McPhail, Hal, FB, Xavier.....	1934-35
McQuaid, Dan, T, UNLV.....	1985-87
McQuilken, Kim, QB, Lehigh.....	1978-80
McRae, Stan, E, Michigan State.....	1946
Meade, Jim, B, Maryland.....	1939-40
Meads, Johnny, LB, Nicholls State.....	1992
Meadows, Ed, DB, Duke.....	1959
Melinger, Steve, E, Kentucky.....	1956-57
Mendenhall, Mat, DE, BYU.....	1981-82
Meriweather, Brandon, S, Miami (Fla.).....	2012-14
Merkle, Ed, G, Oklahoma A&M.....	1944
Merling, Phillip, DE, Clemson.....	2013
Mercein, Chuck, RB, Yale.....	1969
Metcalf, Terry, RB, San Diego State.....	1981
Michaels, Ed, G, Villanova.....	1937
Micka, Mike, FB, Colgate.....	1944
Mickles, Joe, RB, Mississippi.....	1989
Middleton, Ron, TE, Auburn.....	1988, 1990-93
Millen, Matt, LB, Penn State.....	1991
Miller, Allen, LB, Ohio.....	1962-63
Miller, Clark, DE, Utah State.....	1969
Miller, Dan, K, Miami (Fla.).....	1982
Miller, Fred, T, Pacific.....	1955
Miller, Gabe, LB, Oregon State.....	2014
Miller, John, T, Boston College.....	1956, 1958-59
Miller, Tom, B, Hampden-Sydney.....	1945
Millner, Wayne, E, Notre Dame.....	1936-41, 1945
Mills, Lamar, DT, Indiana.....	1994
Milot, Rich, LB, Penn State.....	1979-87
Milstead, Rod, G, Delaware State.....	1998-99
Mims, Chris, DT, Tennessee.....	1997
Mingo, Gene, K, No College.....	1967
Minnifield, Chase, CB, Virginia.....	2014
Mitchell, Bobby, FL, Illinois.....	1962-68
Mitchell, Brian, RB, SW Louisiana.....	1990-99
Mitchell, Kevin, LB, Syracuse.....	2000-03
Mitchell, Marko, WR, Nevada.....	2009
Mitchell, Michael, CB, Howard Payne.....	1987
Mix, Anthony, WR, Auburn.....	2007
Modzelewski, Dick, DT, Maryland.....	1953-54
Mojsiejenko, Ralf, P, Michigan State.....	1989-90
Molinaro, Jim, OL, Notre Dame.....	2004-06
Momsen, Tony, C, Michigan.....	1952
Monachino, Jim, B, California.....	1955
Monaco, Ray, G, Holy Cross.....	1944
Monasco, Don, B, Texas.....	1954
Monk, Art, WR, Syracuse.....	1980-93
Mont, Tommy, QB, Maryland.....	1947-49
Montgomery, Anthony, DT, Minnesota.....	2006-09
Montgomery, Will, OL, Virginia Tech.....	2008-13
Moore, Chuck, G, Arkansas.....	1962
Moore, Darryl, G, UTEP.....	1992-93
Moore, Jeff, RB, Jackson State.....	1984
Moore, Larry, C, BYU.....	2002-03
Moore, Kareem, S, Nicholls State.....	2008-10
Moore, Michael, G, Troy State.....	2000
Moore, Wilbur, B, Minnesota.....	1939-46
Moran, Jim G, Holy Cross.....	1935-36
Morgan, Bob, DT, Maryland.....	1954
Morgan, Boyd, S, USC.....	1939-40
Morgan, Joshua, WR, Virginia Tech.....	2012-13
Morgan, Mike, LB, LSU.....	1968
Morley, Sam, E, Stanford.....	1954
Morris, Alfred, RB, Florida Atlantic.....	2012-14
Morris, Jamie, RB, Michigan.....	1988-89
Morrison, Darryl, S, Arizona.....	1993-96
Morrison, Tim, CB, North Carolina.....	1986-87
Mortensen, Fred, QB, Arizona State.....	1979
Morton, Chad, RB, USC.....	2003-04
Morton, Christian, DB, Illinois.....	2005
Morton, Michael, RB, UNLV.....	1985

ALL-TIME ROSTER

Moseley, Mark, K, Stephen F. Austin	1974-86
Moses, Morgan, T, Virginia	2014
Moss, Eddie, RB, SE Missouri State	1977
Moss, Joe, T, Maryland	1952
Moss, Santana, WR, Miami (Fla.)	2005-14
Muhammad, Calvin, WR, Texas Southern	1984-85
Mul-Key, Herb, CB, No College	1972-74
Murphy, Jerome, RB, South Florida	2012-13
Murphy, Mark, S, Colgate	1977-84
Murphy, Trent, LB, Stanford	2014
Murray, Eddie, K, Tulane	1995, 2000
Murrell, Adrian, RB, West Virginia	2000
Musgrove, Spain, DT, Utah State	1967-69
Musick, Jim, FB, USC	1932-33, 1935-36
Myers, Rob, TE, Utah State	2011
Myslinski, Tom, G, Tennessee	1992

N

Natowich, Andy, B, Holy Cross	1944
Ndukwe, Ikechuku, OL, Northwestern	2005
Nelms, Mike, KR, Baylor	1980-84
Nelson, Ralph, RB, No College	1975
Niemi, Laurie, T, Washington State	1949-53
Nichols, Gerald, DT, Florida State	1993
Neild, Chris, NT, West Virginia	2011-13
Nelson, Kyle, LS, New Mexico State	2013
Ninowski, Jim, QB, Michigan State	1967-68
Nisby, John, G, Pacific	1962-64
Nix, Doyle, B, SMU	1958-59
Nobile, Leo, G, Penn State	1947
Noble, Brandon, DL, Penn State (IR 2005)	2003-05
Noble, James, WR, Stephen F. Austin	1986
Nock, George, RB, Morgan State	1972
Noga, Al, DE, Hawaii	1993
Norman, Jim, T, No College	1955
Norris, Hal, B, California	1955-56
North, Jim T, Central Washington	1944
Norton, Jim, T, Washington	1969
Nott, Doug, B, Detroit	1935
Nottage, Dexter, DE, Florida A&M	1994-96
Novak, Nick, K, Maryland	2005-06
Nugent, Dan, G, Auburn	1976-78, 1980
Nussbaumer, Bob, E, Michigan	1947-48

O

O'Brien, Fran, T, Michigan State	1960-66
O'Brien, Gail, T, Nebraska	1934-36
O'Dell, Stu, LB, Indiana	1974-77
Ohaleta, Ifeanyi, S, USC	2001-03
Ogrin, Pat, DT, Wyoming	1981-82
Okoro, Kenny, CB, Wake Forest	2014
Oliphant, Mike, RB, Puget Sound	1988
Oliver, Muhammad, CB, Oregon	1995
Olkewicz, Neal, LB, Maryland	1979-89
Olsson, Les, G, Mercer	1934-38
Olszewski, John, B, California	1958-60
Orakpo, Brian, DE/LB, Texas	2009-14
Orr, Terry, TE, Texas	1986-93
Osborne, Tom, WR, Hastings (NE)	1960-61
Ostrowski, Chet, E, Notre Dame	1954-59
Owen, Tom, QB, Wichita State	1982
Owens, Brig, DB, Cincinnati	1966-77
Owens, Don, T, Southern Mississippi	1957
Owens, Rich, DE, Lehigh	1995-97

P

Paine, Jeff, LB, San Jose State	1986
Pakulak, Glenn, P, Kentucky	2009
Paluck, John, DE, Pittsburgh	1956, 1959-65

Palmer, Sterling, DE, Florida State	1993-96
Papit, John, B, Virginia	1951-53
Pardee, Jack, LB, Texas A&M	1971-72
Parks, Mickey, C, Oklahoma	1938-40
Parrish, Lemar, CB, Lincoln	1978-81
Pasqua, Joe, T, SMU	1943
Paternoster, Angelo, G, Georgetown	1943
Patten, David, WR, Western Carolina	2005-06
Patterson, Dimitri, DB, Tuskegee	2005
Patton, Joe, T, Alabama A&M	1994-98
Patton, Marv, LB, UCLA	1995-98
Paul, Niles, WR/TE, Nebraska	2011-14
Paul, Tito, CB, Ohio State	1999
Paulescu, Sam, P, Oregon State	2010
Paulsen, Logan, TE, UCLA	2010-14
Peebles, Jim, E, Vanderbilt	1946-49, 1951
Peete, Rodney, QB, USC	1999
Peiffer, Dan, C, Southeast Missouri State	1980
Pellegrini, Bob, LB, Maryland	1962-65
Pepper, Gene, G, Missouri	1950-53
Pergine, John, LB, Notre Dame	1973-75
Perrin, Lonnie, RB, Illinois	1979
Peters, Floyd, T, San Francisco State	1970
Peters, Tony, S, Oklahoma	1979-82, 1984-85
Peters, Volney, T, USC	1954-57
Peterson, Nelson, RB, West Virginia Wesleyan	1937
Petty, Phil, G, Missouri	1987
Petitbon, Richie, S, Tulane	1971-72
Phillips, Joe, WR, Kentucky	1985, 87
Piasecky, Al, E, Duke	1943-45
Pierce, Antonio, LB, Arizona	2001-04
Pierce, Dan, RB, Memphis State	1970
Pinckert, Ernie, FB, USC	1932-40
Plackemeier, Ryan, P, Wake Forest	2008
Planutis, Jerry, B, Michigan State	1956
Podoley, Jim, RB, Central Michigan	1957-60
Poillon, Dick, B, Canisius	1942, 1946-49
Polsfoot, Fran, E, Washington State	1953
Polumbus, Tyler, T, Colorado	2011-14
Ponds, Antwaune, LB, Syracuse	1998
Porter, Tracy, CB, Indiana	2014
Portis, Clinton, RB, Miami (Fla.)	2004-10
Posey, Jeff, LB, Southern Mississippi	2006
Potter, John, K, Western Michigan	2013
Pottios, Myron, LB, Notre Dame	1971-73
Pounds, Darryl, CB, Nicholls State	1995-99
Pourdanesh, Shar, T, Nevada	1996-98
Powell, Carl, DL, Louisville	2002
Presley, Lee, C, Oklahoma	1945
Prestel, Jim, T, Idaho	1966-67
Prigoleau, Pierson, S, Virginia Tech	2005-07
Promuto, Vince, G, Holy Cross	1960-70
Pucillo, Mike, OL, Auburn	2006-07
Pugh, Jordan, S, Texas A&M	2012-13

Q

Quinlan, Bill, DE, Michigan State	1965
Quinn, Richard, TE, North Carolina	2011
Quirk, Ed, B, Missouri	1948-51

R

Raab, Marc, C, USC	1993
Raba, Bob, TE, Maryland	1981
Rabach, Casey, OL, Wisconsin	2005-10
Rae, Mike, QB, USC	1981
Rambo, Bacarri, S, Georgia	2013-14
Ramsey, Knox, G, William & Mary	1952-53
Ramsey, Patrick, QB, Tulane	2002-05
Randle El, Antwaan, WR, Indiana	2006-09
Rasby, Walter, TE, Wake Forest	2001-02

Rashad, Shareff, S, Central Florida	2010
Raymer, Cory, C, Wisconsin	1995-01, 2004-05
Reaves, Willard, RB, Northern Arizona	1989
Rector, Ron, B, Northwestern	1966
Redd, Jr., Silas, USC	2014
Reed, Alvin, TE, Prairie View	1973-75
Reed, Andre, WR, Kutztown (PA)	2000
Reed, Bob, G, Tennessee State	1965
Reed, Jordan, TE, Florida	2013-14
Reger, John, LB, Pittsburgh	1964-66
Renfro, Will, T, Memphis State	1957-59
Reynolds, Mack, QB, LSU	1960
Ribar, Frank, G, Duke	1943
Ricca, Jim, C, Georgetown	1951-54
Richard, Stanley, S, Texas	1995-98
Richardson, Grady, TE, Cal St. Fullerton	1979-80
Richardson, Huey, LB, Florida	1992
Richter, Pat, WR, Wisconsin	1963-70
Rinehart, Chad, OL, Northern Iowa	2008-09
Riggins, John, RB, Kansas	1976-79, 1981-85
Riggs, Gerald, RB, Arizona State	1989-91
Riggs, Jim, TE, Clemson	1993
Riley, Jack, T, Northwestern	1933
Riley, Jr., Perry, LB, LSU	2010-14
Roberts, Andre, WR, The Citadel	2014
Roberts, Jack, B, Georgia	1932
Roberts, Walter, WR, San Jose State	1969-70
Robinson, Aldrick, WR, SMU	2012-14
Robinson, Dave, LB, Penn State	1973-74
Robinson, Keenan, LB, Texas	2012-14
Robinson, Lybrant, DE, Delaware State	1989
Robinson, Tony, QB, Tennessee	1987
Robinson, Trenton, S, Michigan State	2013-14
Robinson, William, T, San Diego State	2009
Roby, Reggie, P, Iowa	1993-94
Rocca, Sav, P, Australia	2011-13
Rock, Walter, T, Maryland	1968-73
Rocker, Tracy, DT, Auburn	1989-90
Roehnel, Bill, LB, Bradley	1960
Rogers, Carlos, CB, Auburn	2005-10
Rogers, George, RB, South Carolina	1985-87
Rogers, Justin, CB, Richmond	2014
Rosato, Sal, B, Villanova	1945-47
Rose, Carlton, LB, Michigan	1987
Rosenfels, Sage, QB, Iowa State	2001
Rosso, George, B, Ohio State	1954
Roussel, Tom, LB, Southern Mississippi	1968-70
Roussos, Mike, T, Pittsburgh	1948-49
Rowe, Ray, TE, San Diego State	1992-93
Royal, Robert, TE, LSU	2003-05
Royster, Evan, RB, Penn State	2011-13
Rubbert, Ed, QB, Louisville	1987
Rucker, Keith, DT, Ohio Wesleyan	1997
Runnels, Tom, RB, North Texas State	1956-57
Rush, Tyrone, RB, North Alabama	1994
Russell, Anderson, S, Ohio State	2010
Russell, Bo, T, Auburn	1939-40
Russell, Cliff, WR, Utah	2002-03
Russell, Darrell, DT, USC	2003
Russell, Twan, LB, Miami (Fla.)	1997-99
Rutgens, Joe, DT, Illinois	1961-69
Ruthstrom, Ralph, B, SMU	1947
Rutledge, Jeff, QB, Alabama	1990-92
Ryan, Frank, QB, Rice	1969-70
Ryczek, Dan, C, Virginia	1973-75
Rykovich, Jules, B, Illinois	1952-53
Rymkus, Lou, T, Notre Dame	1943
Rypien, Mark, QB, Washington State	1987-93
Rzempoluch, Ted, DB, Virginia	1963

ALL-TIME ROSTER

S

Saenz, Eddie, RB, USC.....	1946-51
Sagnella, Anthony, DT, Rutgers.....	1987
Salave'a, Joe, DL, Arizona.....	2004-06
Salem, Ed, B, Alabama.....	1951
Salter, Bryant, S, Pittsburgh.....	1974-75
Sample, Johnny, DB, Maryland State.....	1963-65
Samuels, Chris, T, Alabama.....	2000-09
Sanchez, John, T, San Francisco.....	1947-49
Sanders, Chris, TE, Texas A&M.....	1997
Sanders, Deion, CB, Florida State.....	2000
Sanders, Lonnie, DB, Michigan State.....	1963-67
Sanders, Ricky, WR, SW Texas State.....	1986-93
Sandifer, Dan, DB, LSU.....	1948-49
Sanford, Haywood, E, Alabama.....	1940
Sanford, Jamarca, S, Ole Miss.....	2014
Sarboe, Phil, DB, Washington State.....	1934
Sardisco, Tony, G, Tulane.....	1956
Sasa, Don, DT, Washington State.....	1997
Saul, Ron, G, Michigan State.....	1976-81
Savage, Sebastian, CB, North Carolina State.....	1995
Sawyer, John, TE, Southern Mississippi.....	1983
Scafide, John, T, Tulane.....	1933
Scanlan, Jerry, T, Hawaii.....	1980-81
Scarpath, Jack, QB, Maryland.....	1953-54
Schick, Doyle, LB, Kansas.....	1961
Schilling, Ralph, E, Oklahoma City.....	1946
Schlereth, Mark, G, Idaho.....	1989-94
Schmidt, Kermit (Dutch), E, Cal Poly-Pomona.....	1932
Schoenke, Ray, G, SMU.....	1966-75
Schrader, Jim, C, Notre Dame.....	1954, 1956-61
Schroeder, Jay, QB, UCLA.....	1984-87
Scissum, Williard, G, Alabama.....	1987
Scott, Darrion, DL, Ohio State.....	2010-11
Scott, Greg, DE, Hampton.....	2002
Scott, Jake, S, Georgia.....	1976-78
Scotti, Ben, DB, Maryland.....	1959-61
Scudero, Joe, B, San Francisco.....	1954-58
Scully, Mike, C, Illinois.....	1988
Seals, George, G, Missouri.....	1964
Seay, Virgil, WR, Troy State.....	1981-84
Sebek, Nick, B, Indiana.....	1950
Sedoris, Chris, C, Purdue.....	1996
Seedborg, John, E, Arizona State.....	1965
Sellers, Mike, FB, Walla Walla.....	1998-2000, 2004-11
Seno, Frank, B, George Washington.....	1943-44, 1949
Serwanga, Kato, CB, California.....	2001
Settles, Tony, LB, Elon.....	1987
Severson, Jeff, DB, Long Beach State.....	1972
Seymour, Bob, B, Oklahoma.....	1940-45
Shade, Sam, S, Alabama.....	1999-02
Sharp, Everett, T, California Tech.....	1944-45
Shedd, Kenny, WR, Northern Iowa.....	2000
Shepard, Derrick, WR, Oklahoma.....	1987-88
Shepherd, Bill, FB, Western Maryland.....	1935
Shepherd, Leslie, WR, Temple.....	1994-98
Shiner, Dick, QB, Maryland.....	1964-66
Shoener, Herb, E, Iowa.....	1948-49
Shorter, Jim, DB, Detroit.....	1964-67
Shugart, Clyde, G, Iowa State.....	1939-44
Shula, Don, DB, John Carroll.....	1957
Shuler, Heath, QB, Tennessee.....	1994-96
Siano, Tony, C, Fordham.....	1932
Siegert, Herb, G, Illinois.....	1949-51
Siemering, Larry, C, San Francisco.....	1935-36
Simmons, Ed, T, Eastern Washington.....	1987-97
Simmons, Roy, G, Georgia Tech.....	1983
Simon, John, RB, Louisiana Tech.....	2003
Simpson, Chad, RB, Morgan State.....	2010
Sims, Keith, G, Iowa State.....	1997-00
Sinclair, Matt, LB, Illinois.....	2007

Sinko, Steve, T, Duquesne.....	1934-36
Sistrunk, Manny, DT, Arkansas AM&N.....	1970-75
Skaggs, Justin, WR, Evange.....	2002
Slivinski, Steve, G, Washington.....	1939-43
Smith, Ben, E, Alabama.....	1937
Smith, Bruce, DE, Virginia Tech.....	2000-03
Smith, Cedric, FB, Florida.....	1994-95
Smith, Clifton, LB, Syracuse.....	2003
Smith, Derek M., LB, Arizona State.....	1997-00
Smith, Dick, DB, Northwestern.....	1967-68
Smith, Ed, FB, NYU.....	1936
Smith, George, C, California.....	1937, 1941-43
Smith, Hunter, P, Notre Dame.....	2009-10
Smith, Hugh, E, Kansas.....	1962
Smith, Jack, E, Stanford.....	1943
Smith, Jerry, TE, Arizona State.....	1965-77
Smith, Jim, DB, Oregon.....	1968
Smith, Jimmy, RB, Elon.....	1984
Smith, John, WR, North Texas State.....	1978
Smith, Larry, RB, Florida.....	1974
Smith, Paul, DE, New Mexico.....	1979-80
Smith, Ricky, CB, Alabama State.....	1984
Smith, Riley, QB, Alabama.....	1936-38
Smith, Timmy, RB, Texas Tech.....	1987-88
Smith, Vernice, G, Florida A&M.....	1993-95
Smith, Willie, T, East Carolina.....	2011
Smoot, Fred, CB, Mississippi State.....	2001-04, 2007-08
Snead, Norm, QB, Wake Forest.....	1961-63
Sneddon, Bob, B, St. Mary's (CA).....	1944
Snidow, Ron, DE, Oregon.....	1963-67
Snipes, Angelo, LB, West Georgia.....	1986
Snow, Justin, LS, Baylor.....	2012
Snowden, Jim, T, Notre Dame.....	1965-71
Soboleski, Joe, G, Michigan.....	1949
Sommer, Mike, B, Geo. Wash.....	1958-59, 1961
Sommers, Jack, C, UCLA.....	1947
Spaniel, Frank, B, Notre Dame.....	1950
Sparks, Dave, G, South Carolina.....	1954
Spirida, John, E, St. Anselm's.....	1939
Springs, Shawn, CB, Ohio State.....	2004-08
Stacco, Ed, T, Colgate.....	1948
Stai, Brenden, G, Nebraska.....	2002
Stallings, Don, E, North Carolina.....	1960
Stallworth, Donté, WR, Tennessee.....	2011
Stanfel, Dick, G, San Francisco.....	1956-58
Stanley, Walter, WR, Mesa (CO).....	1990
Starke, George, T, Columbia.....	1973-84
Stasica, Leo, B, Colorado.....	1943
Staton, Jim, T, Wake Forest.....	1951
Steber, John, G, Georgia Tech.....	1946-50
Steffen, Jim, DB, UCLA.....	1961-65
Stenn, Paul, T, Villanova.....	1946
Stensrud, Mike, DT, Iowa State.....	1989
Stephens, Lenoard, TE, Howard.....	2002
Stephens, Louis, G, San Francisco.....	1955-60
Stephens, Rod, LB, Georgia Tech.....	1995-96
Steponovich, Mike, G, St. Mary's.....	1933
Stevens, Matt, S, Appalachian State.....	1998-00
Stief, Dave, WR, Portland State.....	1983
Stits, Bill, DB, UCLA.....	1959
Stock, Mark, WR, VMI.....	1993
Stokes, Fred, DE, Georgia Southern.....	1989-92
Stokes, Tim, T, Oregon.....	1975-77
Stone, Ken, S, Vanderbilt.....	1973-75
Stout, Pete, B, TCU.....	1949-50
Stoutmire, Omar, S, Fresno State.....	2005, 2007
Stovall, Dick, C, Abilene Christian.....	1949
Stowe, Tyronne, LB, Rutgers.....	1994
Stralka, Clem, G, Georgetown.....	1938-42, 1945-46
Strickland, Fred, LB, Purdue.....	1999
Stuart, Jim, T, Oregon.....	1938
Stubblefield, Dana, DT, Kansas.....	1998-00

Sturt, Fred, G, Bowling Green.....	1974
Stynchula, Andy, DT, Penn State.....	1960-63
Suisham, Shaun, K, Bowling Green.....	2006-09
Sulfsted, Alex, G, Miami (OH).....	2002
Suminski, Dave, G, Wisconsin.....	1953
Sundberg, Nick, LS, California.....	2010-14
Sutton, Ed, B, North Carolina.....	1957-59
Sutton, Eric, CB, San Diego State.....	1996
Sweeney, Walt, G, Syracuse.....	1974-75
Sykes, Bob, B, San Jose State.....	1952
Symonette, Josh, S, Tennessee Tech.....	2000
Szafaryn, Len, T, North Carolina.....	1949
Szott, Dave, OL, Penn State.....	2001

T

Talbert, Diron, DT, Texas.....	1971-80
Tamm, Ralph, T, West Chester.....	1991
Tanner, Barron, DT, Oklahoma.....	1999
Tapp, Darryl, LB, Virginia Tech.....	2013
Taylor, Charley, WR, Arizona State.....	1964-77
Taylor, Hugh (Bones), E, Oklahoma City.....	1947-54
Taylor, Jason, LB, DE, Akron.....	2008
Taylor, Keith, S, Illinois.....	1994-96
Taylor, Mike, T, USC.....	1971
Taylor, Roosevelt, DB, Grambling.....	1972
Taylor, Sean, S, Miami (Fla.).....	2004-07
Temple, Mark, B, Oregon.....	1936
Tereshinski, Joe, E, Georgia.....	1947-54
Terrell, Daryl, OL, Southern Miss.....	2003
Terrell, David, CB, Texas - El Paso.....	2000-03
Theismann, Joe, QB, Notre Dame.....	1974-85
Theofiledes, Harry, QB, Waynesburg.....	1968
Thibodeaux, Keith, CB, NW Louisiana.....	1997
Thielemann, R.C., G, Arkansas.....	1985-88
Thomas, Chris, WR, C. Poly San Luis Obispo.....	1997-99
Thomas, Devin, WR, Michigan State.....	2008-10
Thomas, Duane, RB, West Texas State.....	1973-74
Thomas, George, B, Oklahoma.....	1950-51
Thomas, Johnny, CB, Baylor.....	1988-90, 92-94
Thomas, Mike, RB, UNLV.....	1975-78
Thomas, Phillip, S, Fresno State.....	2014
Thomas, Ralph, E, San Francisco.....	1955-56
Thomas, Randy, OL, Mississippi State.....	2003-09
Thomas, Spencer, S, Washburn.....	1975
Thompson, Brandyn, CB, Boise State.....	2011
Thompson, Chris, RB, Florida State.....	2013-14
Thompson, Derrius, WR, Baylor.....	1999-02
Thompson, Ricky, WR, Baylor.....	1978-81
Thompson, Steve, DT, Minnesota.....	1987
Thrash, James, WR, Missouri Southern.....	1997-2000, 04-08
Thure, Brian, T, California.....	1995
Thurlow, Steve, RB, Stanford.....	1966-68
Tice, Mike, TE, Maryland.....	1989
Tillman, Rusty, LB, Northern Arizona.....	1970-77
Tilton, Ron, G, Tulane.....	1986
Titchenal, Bob, C, San Jose State.....	1940-42
Todd, Dick, RB, Texas A&M.....	1939-42, 1945-48
Toibin, Brendan, K, Richmond.....	1987
Toneff, Bob, DT, Notre Dame.....	1959-64
Torain, Ryan, RB, Arizona State.....	2010-11
Torgeson, LaVern, LB, Washington State.....	1955-57
Torrence, Leigh, CB, Stanford.....	2006-07
Tosi, Flavio, E, Boston College.....	1934-36
Towns, Morris, T, Missouri.....	1984
Tracy, Tom, B, Tennessee.....	1963-64
Trotter, Jeremiah, LB, Stephen F. Austin.....	2002-03
Truitt, Dave, TE, North Carolina.....	1987
Truitt, Olanda, WR, Mississippi State.....	1994-95
Tucker, Ross, OL, Princeton.....	2001, 2007
Tryon, Justin, CB, Arizona State.....	2008
Tuckey, Dick, FB, Manhattan.....	1938

ALL-TIME ROSTER

Tupa, Tom, P. Ohio State (IR 2005)	2004-05
Turk, Dan, C, Wisconsin	1997-99
Turk, Matt, P, Wisconsin-Whitewater	1995-99
Turley, Doug, E, Scranton	1944-48
Turner, J.T., G, Duke	1984
Turner, Jay, B, George Washington	1938-39
Turner, Kevin, LB, Pacific	1981
Turner, Scott, CB, Illinois	1995-97
Tuthill, James, K, Cal. Poly	2002
Tyrer, Jim, T, Ohio State	1974

U

Ucovich, Mitchell, T, San Jose State	1944
Uhlenhake, Jeff, C, Ohio State	1996-97
Ulinski, Harry, C, Kentucky	1950-51, 1953-56
Ungerer, Joe, T, Fordham	1944-45
Upshaw, Regan, DE, California	2003

V

Vactor, Ted, DB, Nebraska	1969-73
Vanderbeek, Matt, LB, Michigan State	1995-96
Varty, Mike, LB, Northwestern	1974
Vaughn, Clarence, S, Northern Illinois	1987-91
Venuto, Sam, B, Guilford	1952
Verdin, Clarence, WR, SW Louisiana	1986-87
Vereb, Ed, RB, Maryland	1960
Vickers, Kipp, T, Miami (Fla.)	1999, 2002
Vincent, Troy, DB, Wisconsin	2006
Vital, Lionel, RB, Nicholls State	1987
Voytek, Ed, G, Purdue	1957-58

W

Waddy, Ray, CB, Texas A&I	1979-80
Wade, Bob, DB, Morgan State	1969
Wade, Todd, OL, Mississippi	2006-07
Ward, David (Nubbin), E, Haskell Indian	1933
Ware, Kevin, TE, Washington	2003
Waechter, Henry, DT, Nebraska	1987
Wahler, Jim, DT, UCLA	1992-93
Walker, Brian, S, Washington State	1996-97
Walker, Marquis, CB, SE Missouri State	1996
Walker, Rick, TE, UCLA	1980-85
Walters, Tom, DB, Southern Mississippi	1964-67
Walton, Alvin, S, Kansas	1986-91
Walton, Frank, G, Pittsburgh	1934, 44-45
Walton, Joe, E, Pittsburgh	1957-60
Ward, Bill, G, Washington State	1946-47
Warner, Ron, DE, Kansas	2003-04
Warren, Don, TE, San Diego State	1979-92
Washington, Anthony, CB, Fresno State	1983-84
Washington, Fred, T, North Texas State	1968
Washington, James, S, UCLA	1995
Washington, Joe, RB, Oklahoma	1981-84
Washington, Marcus, LB, Auburn	2004-08
Washington, Mickey, CB, Texas A&M	1992
Waters, Dale (Muddy), T, Florida	1932-33
Watson, Jim, C, Pacific	1945
Watson, Kenny, RB, Penn State	2002
Watson, Sid, B, Northwestern	1958
Watts, George, T, Appalachian State	1942
Way, Tress, P, Oklahoma	2014
Weatherall, Jim, T, Oklahoma	1958
Weaver, Charlie, LB, USC	1981
Weil, Jack, P, Wyoming	1987
Weisenbaugh, Heinie, B, Pittsburgh	1935-36
Welch, Herb, DB, UCLA	1989
Weldon, Casey, QB, Florida St.	1999
Weldon, Larry, QB, Presbyterian	1944-45
Weller, Rabbit (Bub), B, Haskell Indian	1933

Wells, Billy, B, Michigan State	1954, 1956-57
Westbrook, Byron, CB, Salisbury	2009-11
Westbrook, Michael, WR, Colorado	1995-2001
Westfall, Ed, B, Ohio Wesleyan	1932-33
Whisenhunt, Ken, TE, Georgia Tech	1990
White, Jeris, CB, Hawaii	1980-82
White, Markus, LB, Florida State	2011-12
Whited, Marvin, G, Oklahoma	1942, 45
Whitfield, A.D., RB, North Texas State	1966-68
Whitley, Taylor, OL, Texas A&M	2006
Whitlow, Bob, C, Arizona	1960-61
Wiggin, Paul, T, Oregon	1998
Wilbur, John, G, Stanford	1971-74
Wilburn, Barry, CB, Mississippi	1985-89
Wilde, George, B, Texas A&M	1947
Wilder, James, RB, Missouri	1990
Wilkerson, Basil, E, Oklahoma City	1932
Wilkin, Willie, T, St. Mary's (CA)	1938-43
Wilkins, Roy, LB, Georgia	1960-61
Wilkinson, Dan, DT, Ohio State	1998-2002
Williams, Clarence, RB, South Carolina	1982
Williams, Doug, QB, Grambling	1986-89
Williams, Eddie, FB, Idaho	2009
Williams, Edwin, C/G, Maryland	2009
Williams, Eric, DT, Washington State	1990-93
Williams, Fred, T, Arkansas	1964-65
Williams, Gerard, DB, Langston	1976-78
Williams, Greg, FS, Mississippi State	1982-85
Williams, Jamel, S, Nebraska	1997-99
Williams, Jeff, T, Rhode Island	1978-80
Williams, John, B, USC	1952-53
Williams, Keiland, RB, LSU	2010, 12
Williams, Kevin, CB, Iowa State	1985, 1988
Williams, Madieu, S, Maryland	2012
Williams, Marvin, TE, Fullerton State	1987
Williams, Michael, TE, Alabama A&M	1982-84
Williams, Mike, G, Texas	2009
Williams, Nick, WR, Connecticut	2013
Williams, Robert, CB, Baylor	1993
Williams, Roydell, WR, Tulane	2010
Williams, Sid, LB, Southern	1967
Williams, Trent, T, Oklahoma	2010-14
Williams, Trevardo, LB, Connecticut	2014
Williamson, Ernie, T, North Carolina	1947
Willis, Keith, DT, Northeastern	1993
Willis, Larry, S, Texas-El Paso	1973
Wilson, Bobby, DT, Michigan State	1991-94
Wilson, Chris, DE, Northwood University	2007-10, 12
Wilson, Eric, LB, Maryland	1987
Wilson, Josh, CB, Maryland	2011-13
Wilson, Mark, OL, California	2004
Wilson, Ted, WR, Central Florida	1987
Wilson, Wayne, RB, Shepard	1987
Winans, Tydus, WR, Fresno State	1994-95
Winey, Brandon, OT, LSU	2003
Windham, David, LB, Jackson State	1987
Wingate, Heath, C, Bowling Green	1967
Winslow, Doug, WR, Drake	1976-77
Witucki, Casimir, G, Indiana	1950-51, 1953-56
Wonsley, Otis, RB, Alcorn State	1981-85
Woodard, Dick, C, Iowa	1952
Woodberry, Dennis, CB, S. Arkansas	1987-88
Woodruff, Lee, FB, Mississippi	1932
Woods, Tony, DE, Pittsburgh	1994-96
Wooten, John, G, Colorado	1968
Wooten, Mike, C, VMI	1987
Worthington, Doug, DE, Ohio State	2012
Wright, Kenny, CB, Northwestern State	2006
Wright, Steve, T, Alabama	1970
Wright, Toby, CB, Nebraska	1999
Wright, Ted, B, North Texas State	1934-35
Wuerffel, Danny, QB, Florida	2002



Wulff, Jim, B, Michigan State	1960-61
Wyant, Fred, QB, West Virginia	1956
Wyche, Sam, QB, Furman	1971-73
Wycheck, Frank, TE-FB, Maryland	1993-94
Wycoff, Doug, FB, Georgia Tech	1934
Wynn, Renaldo, DL, Notre Dame	2002-06, 09
Wynne, William, DE, Tennessee State	1977
Wysocki, Pete, LB, Western Michigan	1975-80

Y

Yarber, Eric, WR, Idaho	1986-87
Yeboah-Kodie, Phil, LB, Penn State	1995
Yoder, Todd, TE, Vanderbilt	2006-09
Yonakor, John, E, Notre Dame	1952
Youel, Jim, B, Iowa	1946-48
Young, Bill, T, Alabama	1937-42, 1946
Young, Darrel, FB, Villanova	2010-14
Young, Roy, T, Texas A&M	1938
Young, Wilbur, DE, William Penn	1981
Youngblood, Jim, LB, Tennessee Tech	1984
Yowarsky, Walt, E, Kentucky	1951, 54

Z

Zagers, Bert, B, Michigan State	1955, 1957-58
Zelenka, Joe, LS, Wake Forest	2000
Zellner, Peppi, DE, Fort Valley State	2003
Zendejas, Max, K, Arizona	1986
Zeno, Joe, G, Holy Cross	1942-44
Zorich, Chris, DT, Notre Dame	1997
Zimmerman, Roy, B, San Jose State	1940-42



ALL-TIME WIN/LOSS RECORD

REDSKINS HISTORY (1932-2014)

	W	L	T	Games	Pct.*
OVERALL RECORD	592	576	27	1195	0.507
REGULAR SEASON RECORD	569	558	27	1154	0.505
POSTSEASON RECORD	23	18	0	41	0.561
	W	L	T	Games	Pct.*
HOME RECORD	340	251	11	602	0.574
AWAY RECORD	249	322	16	587	0.438
NEUTRAL RECORD	3	3	0	6	0.500
	W	L	T	Games	Pct.*
OVERTIME RECORD	25	14	1	40	0.638
	W	L	T	Games	Pct.*
SUNDAY RECORD	531	500	26	1057	0.515
MONDAY RECORD	30	38	0	68	0.441
TUESDAY RECORD	0	0	0	0	0.000
WEDNESDAY RECORD	1	2	0	3	0.333
THURSDAY RECORD	6	9	0	15	0.400
FRIDAY RECORD	0	3	1	4	0.125
SATURDAY RECORD	24	24	0	48	0.500
	W	L	T	Games	Pct.*
AUGUST RECORD	1	0	0	1	1.000
SEPTEMBER RECORD	109	96	4	209	0.531
OCTOBER RECORD	176	159	13	348	0.524
NOVEMBER RECORD	154	186	6	346	0.454
DECEMBER RECORD	130	123	4	257	0.514
JANUARY RECORD	22	12	0	34	0.647
	W	L	T	Games	Pct.*
MONDAY NIGHT FOOTBALL OVERALL RECORD	28	37	0	65	0.431
MONDAY NIGHT FOOTBALL HOME RECORD	17	18	0	35	0.486
MONDAY NIGHT FOOTBALL ROAD RECORD	11	19	0	30	0.367
SUNDAY NIGHT FOOTBALL OVERALL RECORD	16	17	1	34	0.485
SUNDAY NIGHT FOOTBALL HOME RECORD	7	9	1	17	0.441
SUNDAY NIGHT FOOTBALL ROAD RECORD	9	8	0	17	0.529
THANKSGIVING RECORD	2	6	0	8	0.250

****Note:** Percentages calculated using the formula adopted by the NFL on May 24, 1972 including ties as a half-game won and half-game lost. Prior to 1972, ties were not factored into winning percentage. Ties throughout all seasons in franchise history are included in the percentages above.

ALL-TIME WIN/LOSS RECORD

REDSKINS POSTSEASON HISTORY (1932-2014)

POSTSEASON RECORD	W	L	Games	Pct.
	23	18	41	0.561
	W	L	Games	Pct.
POSTSEASON HOME RECORD	13	3	16	0.813
POSTSEASON AWAY RECORD	7	12	19	0.368
POSTSEASON NEUTRAL RECORD*	3	3	6	0.500
	W	L	Games	Pct.
LEAGUE CHAMPIONSHIP (PRIOR TO 1970)	2	4	6	0.333
DIVISION CHAMPIONSHIP (PRIOR TO 1970)	1	0	1	1.000
	W	L	Games	Pct.
NFC WILD CARD ROUND OVERALL	6	2	8	0.750
NFC WILD CARD ROUND HOME	3	1	4	0.750
NFC WILD CARD ROUND AWAY	3	1	4	0.750
	W	L	Games	Pct.
NFC DIVISIONAL ROUND OVERALL	5	9	14	0.357
NFC DIVISIONAL ROUND HOME	4	1	5	0.800
NFC DIVISIONAL ROUND AWAY	1	8	9	0.111
	W	L	Games	Pct.
NFC CHAMPIONSHIP OVERALL	5	1	6	0.833
NFC CHAMPIONSHIP HOME	5	0	5	1.000
NFC CHAMPIONSHIP AWAY	0	1	1	0.000
	W	L	Games	Pct.
SUPER BOWL (ALL NEUTRAL)	3	2	5	0.600
	W	L	Games	Pct.
GRIFFITH STADIUM POSTSEASON RECORD	1	1	2	0.500
RFK STADIUM POSTSEASON RECORD	11	1	12	0.917
FEDEXFIELD POSTSEASON RECORD	1	1	2	0.500
	W	L	Games	Pct.
POSTSEASON SUNDAY RECORD	14	11	25	0.560
POSTSEASON SATURDAY RECORD	9	7	16	0.563
	W	L	Games	Pct.
POSTSEASON OVERTIME RECORD	0	0	0	N/A

*Includes 1936 NFL Championship Game moved to Polo Grounds in New York

COACHING RECORDS

OVERALL RECORD

	W	L	T	Games	Pct.
Lud Wray	4	4	2	10	0.500
Lone Star Dietz	11	11	2	24	0.500
Eddie Casey	2	8	1	11	0.200
Ray Flaherty	56	23	3	82	0.709
Arthur "Dutch" Bergman	7	4	1	12	0.636
Dudley DeGroot	14	6	1	21	0.700
A.G. "Turk" Edwards	16	18	1	35	0.471
John Whelchel	3	3	1	7	0.500
Herman Ball	4	16	0	20	0.200
Dick Todd	5	4	0	9	0.556
Earl "Curly" Lambeau	10	13	1	24	0.435
Joe Kuharich	26	32	2	60	0.448
Mike Nixon	4	18	2	24	0.182
Bill McPeak	21	46	3	70	0.313
Otto Graham	17	22	3	42	0.436
Vince Lombardi	7	5	2	14	0.583
Bill Austin	6	8	0	14	0.429
George Allen	69	35	1	105	0.663
Jack Pardee	24	24	0	48	0.500
Joe Gibbs	171	101	0	272	0.629
Richie Petitbon	4	12	0	16	0.250
Norv Turner	50	60	1	111	0.455
Terry Robiskie	1	2	0	3	0.333
Marty Schottenheimer	8	8	0	16	0.500
Steve Spurrier	12	20	0	32	0.375
Jim Zorn	12	20	0	32	0.375
Mike Shanahan	24	41	0	65	0.369
Jay Gruden	4	12	0	16	0.250

NOTE: Ties were not factored into winning percentage prior to 1972



George Allen

REGULAR SEASON RECORD

	W	L	T	Games	Pct.
Lud Wray	4	4	2	10	0.500
Lone Star Dietz	11	11	2	24	0.500
Eddie Casey	2	8	1	11	0.200
Ray Flaherty	54	21	3	78	0.720
Arthur "Dutch" Bergman	6	3	1	10	0.667
Dudley DeGroot	14	5	1	20	0.737
A.G. "Turk" Edwards	16	18	1	35	0.471
John Whelchel	3	3	1	7	0.500
Herman Ball	4	16	0	20	0.200
Dick Todd	5	4	0	9	0.556
Earl "Curly" Lambeau	10	13	1	24	0.435
Joe Kuharich	26	32	2	60	0.448
Mike Nixon	4	18	2	24	0.182
Bill McPeak	21	46	3	70	0.313
Otto Graham	17	22	3	42	0.436
Vince Lombardi	7	5	2	14	0.583
Bill Austin	6	8	0	14	0.429
George Allen	67	30	1	98	0.691
Jack Pardee	24	24	0	48	0.500
Joe Gibbs	154	94	0	248	0.621
Richie Petitbon	4	12	0	16	0.250
Norv Turner	49	59	1	109	0.454
Terry Robiskie	1	2	0	3	0.333
Marty Schottenheimer	8	8	0	16	0.500
Steve Spurrier	12	20	0	32	0.375
Jim Zorn	12	20	0	32	0.375
Mike Shanahan	24	40	0	64	0.375
Jay Gruden	4	12	0	16	0.250

NOTE: Ties were not factored into winning percentage prior to 1972

POSTSEASON RECORD

	W	L	Games	Pct.
Ray Flaherty	2	2	4	0.500
Arthur "Dutch" Bergman	1	1	2	0.500
Dudley DeGroot	0	1	1	0.000
George Allen	2	5	7	0.286
Joe Gibbs	17	7	24	0.708
Norv Turner	1	1	2	0.500
Mike Shanahan	0	1	1	0.000

The Redskins

DRAFT CHOICES

Bolded players appear on the team's all-time roster

1936

1... 2.....	B.....Riley Smith	Alabama
2... 11.....	E.....Keith Topping	Stanford
3... 20.....	B.....Ed Smith	NYU
4... 29.....	G.....Paul Tangora	Northwestern
5... 38.....	T.....Wilson Groseclose	TCU
6... 47.....	T.....Larry Lutz	California
7... 56.....	B.....Don Irwin	Colgate
8... 65.....	E.....Wayne Millner	Notre Dame
9... 74.....	G.....Marcel Saunders	Loyola (CA)

1937

1... 6.....	B.....Sam Baugh	TCU
2... 16.....	B.....Nello Falaschi	Santa Clara
3... 26.....	B.....Maurice Eldar	Kansas State
4... 36.....	G.....Dick Bassi	Santa Clara
5... 46.....	T.....Chuck Bond	Washington
6... 56.....	B.....Jimmie Cain	Washington
7... 66.....	G.....Rotta Holland	Kansas State
8... 76.....	E.....Joel Eaves	Auburn
9... 86.....	T.....Bill Docherty	Temple
10... 96.....	E.....Dom Mac Cara	NC State

1938

1... 9.....	B.....Andy Farkas	Detroit
3... 24.....	B.....Sam Chapman	California
5... 39.....	C.....Dave Price	Mississippi
6... 49.....	E.....Elmer Dohrmann	Nebraska
7... 59.....	T.....Roy Young	Texas A&M
8... 69.....	B.....Bill Hartman	Georgia
9... 79.....	C.....Ed Parks	Oklahoma
10... 89.....	B.....Jack Abbott	Elon
11... 99.....	E.....Dick Johnson	Washington
12... 109...	G.....Henry Bartos	North Carolina

1939

1... 8.....	T.....I.B. Hale	TCU
3... 23.....	B.....Charley Holm	Alabama
5... 38.....	B.....Dick Todd	Texas A&M
6... 48.....	B.....Dave Anderson	California
7... 58.....	C.....Quinton Lumpkin	Georgia
8... 68.....	T.....Bo Russell	Auburn
9... 78.....	B.....Wilbur Moore	Minnesota
10... 88.....	B.....Jimmy Johnson	Washington
11... 98.....	B.....Jim German	Centre
12... 108...	B.....Bob O'Mara	Duke
13... 118...	G.....Steve Silvinski	Washington
14... 128...	B.....Bob Hoffman	USC
15... 138...	B.....Eric Tipton	Duke
16... 148...	T.....Dick Farman	Washington St.
17... 158...	T.....Clyde Shugart	Iowa State
18... 168...	B.....Boyd Morgan	USC
19... 178...	T.....Phil Smith	St. Benedict's
20... 188...	T.....Paul Coop	Centre
21... 193...	G.....Matt Kuber	Villanova
22... 198...	B.....Al Cruver	Washington

1940

1... 8.....	B.....Ed Boell	NYU
3... 23.....	B.....Buddy Banker	Tulane
5... 38.....	T.....Bill Kirchem	Tulane
6... 48.....	T.....Joe Boyd	Texas A&M
7... 58.....	B.....Roy Zimmerman	San Jose State
8... 68.....	E.....Bud Orf	Missouri
9... 78.....	B.....Bob Hoffman	USC
10... 88...	B.....Bob Seymour	Oklahoma
11... 98.....	T.....Howard Stoecker	USC
12... 108...	G.....Allen Johnson	Duke
13... 118...	B.....Sam Bartholomew	Tennessee
14... 128...	B.....Ernie Lain	Rice
15... 138...	E.....Sandy Sanford	Alabama

16... 148...	E.....Bolo Perdue	Duke
17... 158...	C.....Steve Andranko	Ohio State
18... 168...	B.....Jay Graybeal	Oregon
19... 178...	B.....Charley Slagle	North Carolina
20... 188...	B.....Buck Murphy	Georgia Tech
21... 193...	T.....Mel Wetzel	Missouri
22... 198...	B.....Steve Sitko	Notre Dame

1941

1... 10.....	B.....Forest Evashevski	Michigan
3... 25.....	T.....Fred Davis	Alabama
5... 40.....	T.....Jim Stuart	Oregon
6... 50.....	E.....Ed Cifers	Tennessee
7... 60.....	E.....Al Krueger	USC
8... 70.....	B.....Henry Wilder	Iowa State
9... 80.....	E.....Bill Grimmett	Tulsa
10... 90.....	G.....Ed Hickerson	Alabama
11... 100...	E.....Joe Aguirre	St. Mary's (CA)
12... 110...	B.....Jack Banta	USC
13... 120...	T.....Roy Conn	Arizona
14... 130...	B.....Deward Tornell	San Jose State
15... 140...	C.....Morris Buckingham	San Jose State
16... 150...	B.....Ken Dow	Oregon State
17... 160...	E.....Stan McRae	Michigan State
18... 170...	B.....Joe Osmanski	Holy Cross
19... 180...	T.....Earl Fullilove	Georgetown
20... 190...	E.....Ed Hiestand	Vanderbilt
21... 195...	T.....Tom Riggs	Illinois
22... 200...	B.....Lee Gentry	Tulsa

1942

1... 6.....	B.....Spec Sanders	Texas
3... 21.....	B.....Rufus Deal	Auburn
5... 36.....	G.....Joe Zeno	Holy Cross
6... 46.....	T.....Harley McCollum	Tulane
7... 56.....	E.....Bob Fitch	Minnesota
8... 66.....	B.....George Peters	Oregon State
9... 76.....	B.....Frank Swiger	Duke
10... 86...	B.....Johnny Goodyear	Marquette
11... 96.....	C.....Al DeMao	Duquesne
12... 106...	B.....Phil Ahwesh	Duquesne
13... 116...	E.....John Kovatch	Notre Dame
14... 126...	B.....Bill deCorrevont	Northwestern
15... 136...	B.....Marvin Whited	Oklahoma
16... 146...	B.....Dee Chipman	BYU
17... 156...	T.....George Watts	Appalachian St.
18... 166...	B.....Gene Stewart	Willamette
19... 176...	B.....Charlie Timmons	Clemson
20... 186...	T.....Tiny Croft	Ripon
21... 191...	B.....Steve Juzwik	Notre Dame
22... 196...	B.....Al Couppee	Iowa

1943

1... 10.....	B.....Jack Jenkins	Vanderbilt
3... 25.....	B.....Bill Dutton	Pittsburgh
5... 40.....	E.....Bob Dove	Notre Dame
6... 50.....	C.....Wally Ziemba	Notre Dame
7... 60.....	T.....Lou Rymkus	Notre Dame
8... 70.....	G.....Tony Leon	Alabama
9... 80.....	E.....Bob Motl	Northwestern
10... 90.....	B.....Walt McDonald	Tulane
11... 100...	T.....George Perpich	Georgetown
12... 110...	C.....Dan Wood	Mississippi
13... 120...	G.....Harry Wright	Notre Dame
14... 130...	G.....Oscar Britt	Mississippi
15... 140...	G.....Dick Weber	Syracuse
16... 150...	B.....Joe Day	Oregon State
17... 160...	B.....Frank Dornfield	Georgetown
18... 170...	T.....John Baklarz	Arizona State
19... 180...	E.....Leo Mogus	Youngstown St.
20... 190...	B.....Dick Secrest	Rochester
21... 200...	C.....Don Nolander	Minnesota

22... 210...	B.....Johnny Barrett	Georgetown
23... 220...	T.....Tom Vohs	Colgate
24... 230...	B.....Charlie Yancey	Mississippi St.
25... 240...	T.....Roman Bentz	Tulane
26... 250...	E.....Swiftly Berthold	Syracuse
27... 260...	B.....Vince Pacewic	Loyola (CA)
28... 270...	T.....Joe Riccardi	Ohio University
29... 280...	G.....Johnny Jaffurs	Penn State
30... 290...	B.....Frank Akins	Washington St.
31... 295...	B.....Bill Corry	Florida
32... 300...	G.....Bo Bogovich	Delaware

1944

1... 8.....	B.....Mike Micka	Colgate
3... 23.....	T.....Earl Audet	USC
5... 39.....	B.....Ed Doherty	Boston College
6... 50.....	B.....Jackie Fellows	Fresno State
7... 61.....	G.....Hal Fischer	Texas
8... 72.....	T.....Cliff White	Murray State
9... 83.....	B.....Ted Ogdahl	Willamette
10... 94...	B.....Bob Sneddon	St. Mary's (CA)
11... 105...	T.....Bill Aldworth	Minnesota
12... 116...	B.....Bill Joslyn	Stanford
13... 127...	C.....Charley Walker	Kentucky
14... 138...	C.....Boyd Clement	Oregon State
15... 149...	B.....Jim Gaffney	Tennessee
16... 160...	T.....Ted Ossowski	Oregon State
17... 171...	B.....Tom Davis	Duke
18... 182...	E.....John Batorski	Colgate
19... 193...	C.....Clyde Ehrhardt	Georgia
20... 204...	E.....Dave Brown	UCLA
21... 215...	T.....Bill Ivy	Northwestern
22... 226...	B.....Bruce Babcock	Rochester
23... 237...	B.....Bill Reinhard	California
24... 248...	G.....Ed Bauer	South Carolina
25... 259...	B.....Smockey Martin	Cornell
26... 270...	B.....Lee Gustafson	Oregon State
27... 281...	T.....Nick Pappas	Utah
28... 292...	E.....Lindsey Bowen	Rice
29... 303...	T.....Bill Gustafson	Washington St.
30... 314...	C.....Bill Yablonski	Holy Cross
31... 320...	C.....Buster Hollingbery	Washington St.
32... 326...	B.....Willard Sheller	Stanford

1945

1... 8.....	QB.....Jim Hardy	USC
3... 23.....	T.....Tree Adams	Notre Dame
5... 38.....	C.....George Bujan	Oregon
6... 51.....	E.....Johnny North	Vanderbilt
7... 61.....	G.....John Steber	Georgia Tech
8... 71.....	E.....Art Porter	Tulane
9... 84.....	B.....Curt Kuykendall	Auburn
10... 94.....	E.....Frank Brogger	Michigan State
11... 104...	B.....Mack Creger	Northwestern
12... 117...	E.....Paul McKee	Syracuse
13... 127...	QB.....Charlie Conerly	Mississippi
14... 137...	E.....John Putnik	Utah State
15... 150...	B.....Eddie Saenz	USC
16... 160...	T.....Dom Fusci	South Carolina
17... 170...	B.....Bobby Jenkins	Alabama
18... 183...	T.....Ed Stacco	Colgate
19... 193...	C.....Jim Bradshaw	Auburn
20... 203...	B.....Bill Shipkey	Stanford
21... 216...	T.....Sid Halliday	SMU
22... 226...	T.....Chick Davidson	Cornell
23... 236...	E.....Gabby Martin	SMU
24... 249...	C.....Jim McCurdy	Stanford
25... 259...	E.....Cy Souders	Ohio State
26... 269...	B.....Ben Wall	Western Michigan
27... 282...	E.....George Hillery	UTEP
28... 292...	B.....Milford Dreblow	USC
29... 302...	T.....Frank Irwin	Duke

DRAFT CHOICES

30 ... 315... E..... Leon Diner Denver
 31 ... 320... C..... Bob Cummings Vanderbilt
 32 ... 325... T Don Nolander Minnesota

1946

1 ... 9..... B Cal Rossi UCLA
 3 ... 24..... B Stan Koslowski Holy Cross
 5 ... 39..... B Gay Adelt Utah
 6 ... 49..... B Walt Trojanowski Connecticut
 7 ... 59..... T..... **Bob Hendren** **USC**
 8 ... 69..... E..... George Callanan USC
 9 ... 79..... E..... Bob Skoglund Notre Dame
 10 ... 89..... B Jake Leicht Oregon
 11 ... 99..... B Chick Maggioli Illinois
 12 ... 109... T Monte Moncrief Texas A&M
 13... 119... E..... **Joe Tereshinski** **Georgia**
 14 ... 129... E..... Stan Sprague Illinois
 15 ... 139... E..... Harry Adelman USC
 16 ... 149... B Bof Butchofsky Texas A&M
 17 ... 159... T Mike Prashaw Michigan
 18 ... 169... B Ed Robnett Texas Tech
 19 ... 179... B LeMar Dykstra Colorado
 20 ... 189... B Bob Ward San Jose State
 21 ... 199... T John Pehar USC
 22 ... 209... B Roger Robinson Syracuse
 23 ... 219... C Charley Cadenhead Mississippi St.
 24 ... 229... G Bob Rodas Santa Clara
 25 ... 239... E..... Charlie Webb LSU
 26 ... 249... B Marion Flanagan Texas A&M
 27 ... 259... T Roland Phillips Georgia Tech
 28 ... 269... B Jim Hallmark Texas A&M
 29 ... 279... T Fay Mills Alabama
 30 ... 289... B William Ritter Georgia Tech
 31 ... 294... B Sarkis Takesian California
 32 ... 299... E..... Mike Campbell Mississippi

1947

1 ... 4..... B Cal Rossi UCLA
 3 ... 17..... B Red Knight LSU
 5 ... 28..... E..... Hank Foldberg Army
 6... 39..... G..... **Mike Garzoni** **USC**
 7... 48..... C..... **Bill Gray** **Oregon State**
 8... 59..... T..... **Hank Harris** **Texas**
 9 ... 68..... E..... Roy Karrasch UCLA
 10 ... 79... T..... **Ernie Williamson** **North Carolina**
 11 ... 88... B L.G. Carmody C. Washington
 12 ... 99... E..... U.S. Savage Richmond
 13 ... 108... E..... Bob Steckroth William & Mary
 14... 119... T..... **Weldon Edwards** **TCU**
 15 ... 128... C Earl Wheeler Arkansas
 16 ... 139... B Billy Gold Tennessee
 17 ... 148... T Jack Hart Detroit
 18 ... 159... B Tom Nichols Richmond
 19... 168... B..... **Harry Dowda** **Wake Forest**
 20 ... 179... E..... Charlie Webb LSU
 21 ... 188... T Elmo Bond Washington St.
 22 ... 199... B Jim Hefti St. Lawrence
 23... 208... E..... **Tom Dudley** **Virginia**
 24 ... 219... B Jim Smith Iowa
 25 ... 228... T Hal Mullins Duke
 26 ... 239... E..... Francis Bacoka Washington St.
 27 ... 248... B Otis Sacrinty Wake Forest
 28 ... 259... C Milt Droppo Connecticut
 29 ... 268... B Lynn Brownson Stanford
 30 ... 279... B Joe Colone Penn State
 31... 286... E..... **Herb Shoener** **Iowa**
 32 ... 295... T Bob Pievo Purdue

1948

1 ... 1..... B..... **Harry Gilmer** **Alabama**
 Bonus Selection
 1 ... 4..... B Lowell Tew Alabama
 3 ... 16..... C..... Tommy Thompson William & Mary
 5... 28..... B..... **Dan Sandifer** **LSU**
 6 ... 38..... B Jack Weisenberger Michigan
 7 ... 48..... B Jack Kurkowski Detroit
 8 ... 58..... T Jerry Cady Gustavus Adolphus
 9 ... 68..... B Bob Anderson Stanford
 10... 78..... T..... **Mike Katrishen** **Southern Miss**
 11 ... 88... T Ed Marshall Pennsylvania
 12 ... 98... G Ted Andrus SW Louisiana
 13 ... 108... B Carl Russ Rice
 14 ... 118... B Chick Jagade Indiana
 15... 128... B..... **Eddie Quirk** **Missouri**
 16 ... 138... B Art Pollard Arizona
 17 ... 148... E..... Chuck Newman Louisiana Tech
 18 ... 151... E..... Dale Schwartzkopf Texas Tech
 (from Green Bay)
 18 ... 158... C Ray Percy Oklahoma
 19 ... 168... T Gene Vellela Scranton
 20 ... 178... B Cloyce Box West Texas State
 21 ... 188... B Bryan Bell Wash. & Lee
 22 ... 198... C Joel Williams Texas
 23 ... 208... E..... Lou Hoitsma William & Mary
 24 ... 218... G Floyd Lawhorn Texas Tech
 25 ... 228... B Dick West Princeton
 26 ... 238... E..... Roland Oakes Missouri
 27 ... 248... T Ed Watkins Idaho
 28... 258... C..... **Don Corbitt** **Arizona**
 29 ... 268... B Buddy Bowen Mississippi
 30 ... 278... E..... Vic Paulson Cal-Santa Barbara
 31 ... 286... B Barney Welch Texas A&M

1949

1 ... 8..... B..... **Rob Goode** **Texas A&M**
 2... 18..... T..... **Laurie Niemi** **Washington St.**
 3... 28..... T..... **Len Szafaryn** **North Carolina**
 4 ... 38..... B Mike DeNoia Scranton
 5 ... 48..... E..... Eddie Berrang Villanova
 6 ... 58..... T Choice to Philadelphia
 7 ... 68..... G Chet Fritz Missouri
 8 ... 78... B Bob Kennedy North Carolina
 9 ... 88... E..... Ed McNeil Michigan
 10 ... 98... G Vic Vasicek Texas
 11 ... 108... G Homer Hobbs Georgia
 12 ... 118... T Harry Varner Arizona
 13 ... 128... T Ed Henke USC
 14 ... 138... E..... Pat Haggerty William & Mary
 15 ... 148... T Gene Frassetto California
 16 ... 158... T Dick Flowers Alabama
 17 ... 168... B Ross Pritchard Arkansas
 18... 178... G..... **Herb Siegert** **Illinois**
 19 ... 188... B Bob Hainlen Colorado State
 20 ... 198... E..... Ollie Fletcher USC
 21 ... 208... B Tommy Hughes Duke
 22 ... 218... E..... Bill Clements UCLA
 23 ... 228... B Frank Pattee Kansas
 24 ... 238... G Jim Cullom California
 25... 248... B..... **Nick Sebek** **Indiana**

1950

1 ... 6..... B..... **George Thomas** **Oklahoma**
 2... 19..... B..... **Hally Haynes** **Santa Clara**
 3... 32..... T..... **Lou Karras** **Purdue**
 4... 45..... C..... **Harry Ulinski** **Kentucky**
 5... 58..... B..... **Frank Spaniel** **Notre Dame**
 6... 71..... G..... **Gene Pepper** **Missouri**
 7... 84..... T..... **Jerry Houghton** **Washington St.**
 8 ... 97... E..... John Rohde Pacific
 9 ... 110... T Don Winslow Iowa

10... 123... QB..... **Eddie LeBaron** **Pacific**
 11 ... 136... E..... Dan Brown Villanova
 12 ... 149... B Bill Chauncey Iowa State
 13 ... 162... C Clay Davis Oklahoma State
 14 ... 175... T Lyle Button Illinois
 15 ... 188... E..... Alex Loyd Oklahoma State
 16... 201... B..... **Charlie Justice** **North Carolina**
 17 ... 214... G Jim Cullom California
 18 ... 227... B Alvin Duke Arkansas
 19 ... 240... E..... Ed White Alabama
 20 ... 253... T George Bayer Washington
 21... 266... G..... **Cas Witucki** **Indiana**
 22 ... 279... T John deLaurentis Waynesburg
 23 ... 292... E..... Joe Zuravleff Northwestern
 24 ... 305... T Dick Tilton Nevada
 25 ... 318... B Art Stewart SE Oklahoma
 26 ... 331... B Earl Roth Maryland
 27 ... 344... T Ed Lee Kansas
 28 ... 357... B Ralph Shoaf West Virginia
 29 ... 370... G Johnny Lundin Minnesota
 30 ... 383... E..... Bob Noppinger Georgetown

1951

1... 4..... B..... **Leon Heath** **Oklahoma**
 2... 15..... B..... **Eddie Salem** **Alabama**
 2... 21..... T..... **Jim Staton** **Wake Forest**
 (from Philadelphia)
 3... 29..... T..... **Walt Yowarsky** **Kentucky**
 4 ... 40..... T Paul Giroski Rice
 5 ... 50..... T Choice to Chicago Cardinals
 6 ... 65..... E..... Jonn Martinkovic Xavier
 7... 76..... B..... **Johnny Papit** **Virginia**
 8... 87..... B..... **Billy Cox** **Duke**
 9 ... 101... C Jake Rowden Maryland
 10 ... 111... T James Janosek Purdue
 (from Baltimore)
 10 ... 113... E..... Bob Jensen Iowa State
 (chosen from Baltimore)
 11 ... 124... B Bill DeChard Holy Cross
 12 ... 138... G Al Applegate Scranton
 13 ... 149... B Dick Campbell Wyoming
 14 ... 160... QB Adrian Burk Baylor
 (chosen from Baltimore)
 15 ... 174... T Vic Thomas Colorado
 16 ... 185... C Bob Bates Texas A&M
 17... 196... E..... **Gene Brito** **Loyola (CA)**
 18 ... 210... B Dom Fucci Kentucky
 19 ... 221... G Buddy Brown Arkansas
 20 ... 232... B John Kerestes Purdue
 21 ... 246... T Clarence Marable TCU
 22 ... 257... C Elliot Speed Alabama
 23 ... 268... B Cecil Martin N. Texas St.
 24 ... 282... B Tom Powers Duke
 25 ... 293... E..... Bob Chubb Shippensburg
 26... 304... B..... **Johnny Williams** **USC**
 27 ... 318... B Bill Johnson Stetson
 28 ... 329... G John Kadlec Missouri
 29 ... 340... B Art Stewart SE Oklahoma
 30 ... 354... T Nick Bolkovac Pittsburgh

1952

1 ... 7..... B Larry Isbell Baylor
 2... 19..... B..... **Andy Davis** **G.W.**
 3... 31..... B..... **Al Dorow** **Michigan State**
 4 ... 43... C Dick Hightower SMU
 5... 55..... G..... **Jim Clark** **Oregon State**
 6 ... 67... G Ed Kensler Maryland
 7... 79..... B..... **Vic Janowicz** **Ohio State**
 8 ... 91... T Hubert Johnston Iowa
 9... 103... B..... **Dick Alban** **Northwestern**
 10... 115... E..... **Chet Ostrowski** **Notre Dame**
 11 ... 127... E..... Orlando Mazza Michigan State

DRAFT CHOICES

12 ... 139... C Frank Middendorf Cincinnati
 13 ... 151... T Ray Potter LSU
 14 ... 163... T Doug Conway TCU
 15 ... 175... T Julius Wittman Ohio State
 16 ... 187... T Marv Berschet Illinois
 17 ... 199... B Gill Bocetti Wash. & Lee
 18 ... 211... E Ed Bartlett California
 19 ... 223... B Joe Marvin UCLA
 20 ... 235... C Roger Kinson Missouri
 21 ... 247... T Dick Jenkins Illinois
 22 ... 259... B Jim O'Rourke NC State
 23... 271... T **Ken Barfield** **Mississippi**
 24 ... 283... E Ted Kirkland Vanderbilt
 25 ... 295... T Sal Gero Elon
 26 ... 307... B Danny Goode Hardin-Simmons
 27 ... 319... E Ben White SMU
 28 ... 331... B Ron Engel Minnesota
 29 ... 343... B John Pappa California
 30 ... 355... B Bob Linn Case Western Reserve

1953

1... 3... B..... **Jack Scarbath** **Maryland**
 2... 16... T..... **Dick Modzelewski** **Maryland**
 3... 27... E..... **Paul Dekker** **Michigan State**
 4... 40... G..... Don Boll Nebraska
 5... 51... B Nick Carras Missouri
 6 Choice to Los Angeles
 7 Choice to Chicago Bears
 8 ... 88... E..... Lew Weidensaul Maryland
 9 Choice to Chicago Cardinals
 10 Choice to New York Giants
 11 ... 123... B Alex Webster NC State
 12 ... 136... C Buzz Nutter Virginia Tech
 13 Choice to Chicago Cardinals
 14 ... 160... B Ed Timmerman Michigan State
 15... 171... T..... **Dave Suminski** **Wisconsin**
 16 ... 184... E..... Jim Slay Mississippi
 17 ... 195... B Bob Haner Villanova
 18 ... 208... B Jim Turner Texas Tech
 19 ... 219... T Tom Flyzik G.W.
 20 ... 232... G Bill Link Wake Forest
 21 ... 243... C Jim Dublinski Utah
 22 ... 256... G Ed Pucci USC
 23 ... 267... E Ed Bierne Detroit
 24 ... 280... B Stan Butterworth Bucknell
 25 ... 291... G Art Hurd Maryland
 26 ... 304... T Walt Ashcraft USC
 27 ... 315... T John Zanetti John Carroll
 28 ... 328... B Bob Buckley USC
 29 ... 339... B Pat Shires Tennessee
 30 ... 352... B Bob Mathias Stanford

1954

1... 8... E..... **Steve Meilinger** **Kentucky**
 2... 20... C **Jim Schrader** **Notre Dame**
 3 Choice to Los Angeles
 4... 39... B..... **Ralph Felton** **Maryland**
 (from Green Bay)
 4 Choice to Detroit
 5 ... 56... B Billy Wells Michigan State
 6 ... 68... C Bill McHenry Wash. & Lee
 7... 80... T..... **Harry Jagielski** **Indiana**
 8 ... 92... E Bill Marker West Virginia
 9 ... 104... T Jerry Minnick Nebraska
 10 ... 116... B Merrill Green Oklahoma
 11 ... 128... B Gene Wilson South Carolina
 12 ... 140... T Ben Dunkerly West Virginia
 13 ... 152... B Roger Dornburg Wisconsin
 14 ... 164... T Roger Nelson Oklahoma
 15 ... 176... T Hugh Merck South Carolina
 16 ... 188... E Gilmer Spring Texas
 17 ... 200... B Jerry Coody Baylor

18 ... 212... C Walt Cudzik Purdue
 19 ... 224... B Jerry Witt Wisconsin
 20... 236... E..... **Sam Morley** **Stanford**
 21 ... 248... T John Cavaglieri N. Texas St.
 22 ... 260... B Max Schmalting Purdue
 23 ... 272... G Pete Carrieri Villanova
 24... 284... E..... **Will Renfro** **Memphis St.**
 25... 296... G..... **George Rosso** **Ohio State**
 26 ... 308... B Dorsey Gibson Oklahoma State
 27 ... 320... E Ken Yarborough North Carolina
 28... 332... T..... **Ron Hansen** **Minnesota**
 29 ... 344... B Ted Kress Michigan
 30 ... 356... B Don Rondou Northwestern

1955

1... 4... QB..... **Ralph Guglielmi** **Notre Dame**
 2 Choice to Los Angeles
 3 ... 28... B Ray Perkins Syracuse
 4 Choice to Detroit
 5 ... 52... T Don Glantz Nebraska
 6 Choice to Chicago Bears
 7... 76... E..... **Erik Christensen** **Richmond**
 7... 80... G **Ron Marciniak** **Kansas State**
 (from New York Giants)
 8... 87... C **Johnny Allen** **Purdue**
 9... 100... T..... **John Miller** **Boston College**
 10 ... 111... G Tom Louderback San Jose State
 11 ... 124... B Larry Parker North Carolina
 12 ... 135... T John Barish Waynesburg
 13 ... 148... T Len Oniskey Cornell
 14... 159... E..... **Tom Braatz** **Marquette**
 15 ... 172... B Charley Horton Vanderbilt
 16... 183... B..... **Hal Norris** **California**
 17 ... 196... G Don Shea Georgia
 18 ... 207... B Don Bailey Penn State
 19... 220... E..... **Bob Dee** **Holy Cross**
 20 ... 231... T Ron Geyer Michigan
 21 ... 244... B Buck George Clemson
 22 ... 255... B Joe Boland G.W.
 23 ... 268... C Chick Donaldson West Virginia
 24 ... 279... T Bob Ready Notre Dame
 25 ... 292... C Frank Radella Wyoming
 26... 303... G..... **Walt Houston** **Purdue**
 27 ... 317... B A.J. Baker Arkansas
 28 ... 327... T Arch Cassidy Florida
 29 ... 340... E Bing Bordier USC
 30 ... 351... E Tom Petty Virginia Tech

1956

1... 12... B..... **Ed Vereb** **Maryland**
 2... 24... E..... **John Paluck** **Pittsburgh**
 3... 36... B..... **Fred Wyant** **West Virginia**
 4 ... 41... T Fran Machinsky Ohio State
 (from Philadelphia)
 4 Choice to Los Angeles Rams
 5... 59... B..... **Gary Lowe** **Michigan State**
 6 Choice to Chicago Cardinals
 7 ... 83... B Donnie Caraway Houston
 8... 94... B..... **Dick James** **Oregon**
 9 ... 107... B Whitey Rouviere Miami (Fla.)
 10 Choice to Pittsburgh
 11 ... 131... G Tom Powell Colgate
 12... 141... B..... **Jerry Planutis** **Michigan State**
 (from New York Giants)
 12 ... 142... T Gil Moreno UCLA
 13 ... 155... G Jerry Ward Dayton
 14 ... 166... B Pat Uebel Army
 15 Choice to Chicago Cardinals
 16 ... 190... G Wells Gray Wisconsin
 17... 203... QB..... **Eagle Day** **Mississippi**
 18 ... 214... E Jim Pyburn Auburn
 19... 227... G..... **Ray Lemek** **Notre Dame**

20 ... 238... B Vince Gonzales LSU
 21 ... 251... E Howard Schnellenberger Kentucky
 22 ... 262... T George Nicula Notre Dame
 23 ... 275... B Don St. John Xavier
 24 ... 286... C Johnny Tatum Texas
 25 ... 299... G Franklin Brooks Georgia Tech
 26 ... 310... B Dave Burnham Wheaton
 27 ... 323... B Royce Flippin Princeton
 28 ... 334... B Billy Hicks Alabama
 29 ... 347... G Pat Bisceglia Notre Dame
 30 ... 357... G Buck Nystrom Michigan State

1957

1... 9... B..... **Don Bosseler** **Miami (Fla.)**
 2... 21... E..... **Joe Walton** **Pittsburgh**
 3... 33... B..... **Eddie Sutton** **North Carolina**
 4... 40... B..... **Jim Podoley** **Cent. Michigan**
 (from Pittsburgh)
 5 Choice to Los Angeles
 6 ... 69... T J.T. Frankenberger Kentucky
 7 ... 81... T Wally Merz Colorado
 8 ... 93... E Paul Lopata Yale
 9 ... 105... G Galen Laack Pacific
 10 ... 117... B Don Dobrino Iowa
 11 ... 129... T Dick Foster Idaho
 12 ... 141... QB Wade Mitchell Georgia Tech
 13 ... 153... B Claude Austin G.W.
 14 ... 165... T George Rice Wofford
 15 ... 177... E Brad Bomba Indiana
 16 ... 189... B Joe Brodsky Florida
 17 ... 201... B Fred Brock Wheaton
 18 ... 213... G Ed Sakach G.W.
 19 ... 225... B John Bauer Villanova
 20 ... 237... E Buddy Frick South Carolina
 21 ... 249... B Sam Owen Georgia Tech
 22... 261... G..... **Ed Voytek** **Purdue**
 23 ... 273... G Al Viola Northwestern
 24 ... 285... C Bob Jennings Furman
 25 ... 297... T Dick Cassels Catawba
 26 ... 309... B Paul Rotenberry Georgia Tech
 27 ... 321... T Ormand Anderson Georgia Tech
 28 ... 333... B Guy Martin Colgate
 29 ... 345... E George Benedict Springfield
 30 ... 356... B Art Luppino Arizona

1958

1 Choice to Los Angeles
 2... 16... B..... **Mike Sommer** **G.W.**
 3 ... 28... B Stan Flowers Georgia Tech
 3 ... 31... B Bill Anderson Tennessee
 (from Philadelphia)
 4 ... 40... QB Dan Nolan Lehigh
 5 ... 54... QB Jim Van Pelt Michigan
 6... 66... B..... **Dick Lynch** **Notre Dame**
 7 ... 78... T Leon Bennett Boston College
 8 ... 90... E Buddy Payne North Carolina
 9... 102... C **Frank Kuchta** **Notre Dame**
 10 ... 114... T Ben Preston Auburn
 11 ... 126... T Darrell Dess NC State
 12 ... 138... G Eddie Michaels Villanova
 13 ... 150... QB Ken Ford Hardin-Simmons
 14 ... 162... E Jack Faris Penn State
 15... 174... T..... **Jack Davis** **Maryland**
 16 ... 186... E Fred Polzer Virginia
 17 ... 198... T Fred Wilt Richmond
 18 ... 210... B Lennie King Connecticut
 19 ... 222... C Don Stephenson Georgia Tech
 20 ... 234... E Lou Pelham Florida
 21 ... 246... G Jackie Simpson Mississippi
 22 ... 258... B Charley Sanders West Texas State
 23 ... 270... E Ron Schomburger Florida State
 24 ... 282... E Rod Hanson Illinois

DRAFT CHOICES

25 ... 294... G..... John Groom TCU
 26 ... 306... G..... Frank Bloomquist Iowa
 27 ... 318... E..... Perry Gehring Minnesota
 28 ... 330... G..... Joe Biggs Hardin-Simmons
 29 ... 342... B..... Ed Coffin Syracuse
 30 ... 353... E..... Ted Smith Georgia Tech

1959

1 ... 4..... QB..... Don Allard Boston College
 2 Choice to Los Angeles
 3..... 28..... T..... Emil Karas Dayton
 4 ... 40..... E..... Jim Wood Oklahoma State
 5 ... 49..... T..... Bob Wetoska Notre Dame
 (from Green Bay)
 5 Choice to Chicago Cardinals
 6 ... 65... T..... Jim McFalls VMI
 7 ... 76... T..... Don Lawrence Notre Dame
 7 ... 79... QB..... Mitch Ogiego Iowa
 (from Pittsburgh)
 7 ... 81... E..... Jim Kenney Boston University
 (from Chicago Bears)
 8 ... 89... E..... Gene O'Pella Villanova
 9..... 100... B..... Dick Haley Pittsburgh
 10 ... 113... B..... Ron Toth Notre Dame
 11 ... 124... G..... Gerry Marciniak Michigan
 12 ... 137... T..... Roger Wypyszynski St. Norbert
 13 ... 148... E..... Billy Shoemake LSU
 14 ... 161... G..... Kurt Schwarz Maryland
 15 ... 172... E..... Fred Hood NE Oklahoma
 16 ... 185... T..... Dick Splain New Haven
 17 ... 196... G..... Jim Healy Holy Cross
 18 ... 209... QB..... Joe Kapp California
 19 ... 220... B..... Bobby Lauder Auburn
 20... 233... B..... Billy Brewer Mississippi
 21 ... 244... B..... Mel Reight West Virginia
 22... 257... E..... Art Gob Pittsburgh
 23 ... 268... B..... Clarence Alexander SE Louisiana
 24 ... 281... B..... George Darrah Franklin & Marshall
 25 ... 292... T..... Bob Sargent Colby
 26 ... 305... T..... Gene Grabosky Syracuse
 27 ... 316... B..... Norm Odyniec Notre Dame
 28 ... 329... B..... Billy Austin Rutgers
 29 ... 340... G..... Don Lockwood Tulane
 30 ... 353... B..... Jim Colclough Boston College

1960

1 ... 4..... QB..... Richie Lucas Penn State
 2 Choice to San Francisco
 2 ... 21... HB..... Sam Horner VMI
 (from Chicago Bears)
 3..... 28..... T..... Andy Stynchula Penn State
 4 Choice to Philadelphia
 4..... 48..... G..... Vince Promuto Holy Cross
 (from New York)
 5..... 52..... T..... Don Stallings North Carolina
 6 ... 64... E..... Dave Hudson Florida
 7 Choice to Pittsburgh
 8 ... 87... G..... Earl Kohlhaas Penn State
 (from Detroit)
 8 Choice to San Francisco
 9 ... 100... E..... Dwight Bumgarner Duke
 10 Choice to Baltimore
 11 ... 124... C..... Jim Eifrid Colorado State
 12... 136... HB..... Jim Crotty Notre Dame
 13 ... 148... E..... Bill Herron Georgia
 14 ... 160... B..... Charlie Milstead Texas A&M
 15... 172... G..... Bernie Darre Tulane
 16 ... 184... B..... Joe Kulbacki Purdue
 17 ... 196... G..... Billy Roland Georgia
 18 ... 208... G..... John Lawrence NC State
 19 ... 220... G..... Ron Maltony Purdue
 20 ... 232... HB..... Jimmy Wolf Panhandle St.

1961

1... 2..... QB..... Norm Snead Wake Forest
 (from Dallas)
 1... 3..... T..... Joe Rutgens Illinois
 2 Choice to New York
 3 Choice to St. Louis
 3... 39... B..... Jim Cunningham Pittsburgh
 (from New York)
 4 Choice to Los Angeles
 5 Choice to Pittsburgh
 6... 72... B..... Joe Krakoski Illinois
 (from Dallas)
 6 ... 73... T..... John O'Day Miami (Fla.)
 7... 87... B..... Jim Kerr Penn State
 8 ... 101... E..... Charlie Barnes NE Louisiana
 9 ... 115... B..... Joel Arrington Duke
 10 Choice to Cleveland
 11... 143... T..... Riley Mattson Oregon
 12 ... 157... E..... Bob Coolbaugh Richmond
 13 ... 171... B..... Doug Elmore Mississippi
 14... 185... B..... Doyle Schick Kansas
 15 ... 199... E..... Bob Johnson Michigan
 16 ... 213... T..... Ron Petty Louisville
 17 ... 227... B..... Joe Bellino Navy
 18 ... 241... T..... George Tolford Ohio State
 19 ... 255... E..... Tony Romeo Florida State
 20 ... 269... G..... Mike Ingram Ohio State

1962

1 ... 1..... B..... Ernie Davis Syracuse
 2... 15... B..... Joe Hernandez Arizona
 3 ... 29... E..... Bob Mitinger Penn State
 4 ... 43... T..... Billy Neighbors Alabama
 5 Choice to Chicago
 6 Choice to San Francisco
 7 ... 85... HB..... Bert Coan Kansas
 8 ... 99... FB..... Ron Hatcher Michigan State
 9 ... 113... E..... Dave Viti Boston University
 10 ... 127... G..... John Childress Arkansas
 11 ... 141... T..... Carl Palazzo Adams State
 12 ... 155... HB..... Terry Terrebonne Tulane
 13 ... 169... E..... Bill Whisler Iowa
 14 ... 183... HB..... Jim Costen South Carolina
 15 ... 197... T..... Len Vella Georgia
 16 ... 211... E..... Tommy Brooker Alabama
 17... 225... G..... Alan Miller Ohio University
 18 ... 239... B..... Carl Charon Michigan State
 19... 253... B..... Claude Crabb Colorado
 20 ... 267... QB..... Ed Trancygier Florida State

1963

1... 7..... E..... Pat Richter Wisconsin
 2... 22... B..... Lonnie Sanders Michigan State
 3... 35... T..... Ron Snidow Oregon
 4 Choice to San Francisco
 5 Choice to Green Bay
 6 ... 78... T..... Charley Nickoson Ohio University
 7... 91... B..... Dave Francis Ohio State
 8 Choice to Philadelphia
 9 ... 119... B..... Billy Joe Villanova
 10 ... 134... G..... Rod Foster Ohio State
 11 ... 147... E..... Allen Schau Western Michigan
 12 ... 162... C..... Bob Caldwell Georgia Tech
 13 ... 175... E..... John Greiner Purdue
 14 ... 190... B..... Tom Winingder Georgia Tech
 15 ... 203... LB..... Harry Butsko Maryland
 16 ... 218... G..... Dave Adams Arkansas
 17 ... 231... HB..... Ron Whaley Tenn-Chattanooga
 18 ... 246... E..... Drew Roberts Cal State-Humboldt
 19 ... 259... QB..... Jim Turner Utah State
 20 ... 274... T..... Joe Baughan Auburn

1964

1... 3..... HB..... Charley Taylor Arizona State
 2... 18... B..... Paul Krause Iowa
 3 Choice to Los Angeles
 4 Choice to Philadelphia
 5... 59... FB..... Jim Snowden Notre Dame
 6 ... 74... E..... Russ Brown Florida
 7... 87... QB..... Dick Shiner Maryland
 8 Choice to San Francisco
 9... 115... C..... Len Hauss Georgia
 10 ... 130... B..... Rick Leeson Pittsburgh
 11 ... 143... LB..... Gene Donaldson Purdue
 12 ... 158... T..... Bob Zvolerin Tennessee
 13 ... 171... B..... Tom McDonald Notre Dame
 14 ... 186... B..... Ton Urbanik Penn State
 15 ... 199... T..... Dick Evers Colorado State
 16 ... 214... B..... Tommy Walters Mississippi
 17... 227... B..... Ozzie Clay Iowa State
 18 ... 242... G..... Bob Jones Nebraska
 19... 255... G..... John Seedborg Arizona State
 20 ... 270... B..... Gordon Guest Arkansas

1965

1 Choice to Chicago
 2 ... 21... T..... Bob Breitenstein Tulsa
 3 ... 34... B..... Kent McCloughan Nebraska
 4 Choice to Baltimore
 5 Choice to New York
 6 Choice to Philadelphia
 7 Choice to Chicago
 8... 105... G-LB..... Don Croftcheck Indiana
 9... 118... E..... Jerry Smith Arizona State
 10 ... 133... FB..... Bob Briggs Central State (OK)
 11... 146... G..... Willie Adams New Mexico State
 12 ... 160... T..... John Strohmeier Nebraska
 13 ... 174... HB..... Biff Bracy Duke
 14 ... 189... HB..... Dave Estrada Arizona State
 15 ... 202... B..... Ben Baldwin Vanderbilt
 16 ... 217... G..... Robert Reed Tennessee A&I
 17 ... 230... E..... Gary Hart Vanderbilt
 18... 245... LB..... Chris Hanburger North Carolina
 19 ... 258... B..... Roosevelt Ellerbe Iowa State
 20 Choice to Baltimore

1966

1... 6..... K..... Charlie Gogolak Princeton
 2... 21... T..... Walter Barnes Nebraska
 3... 38... FB..... Tom Barrington Ohio State
 4... 53... DB..... Bill Clay Mississippi
 5 ... 70... T..... Dick Lemay Vanderbilt
 6 Choice to Chicago
 6 ... 94... T..... Earl Yates Duke
 (from Green Bay)
 7 ... 101... T..... George Patton Georgia
 8 ... 115... FB..... Stan Mitchell Tennessee
 9 ... 131... LB..... Jack Shinholser Florida State
 10 ... 145... DB..... Caesar Belser Arkansas-Pine Bluff
 11 ... 161... FL..... Dick Reding Northwestern St.
 12 ... 175... LB..... John Stipech Utah
 13... 191... C..... Heath Wingate Bowling Green
 14 ... 205... HB..... Jerry Lovelace Texas Tech
 15 ... 221... HB-K..... Hal Seymour Florida
 16 ... 235... HB..... Hal Wantland Tennessee
 17 ... 251... E..... Mitch Zalnasky Pittsburgh
 18 ... 265... HB..... Joe Burson Georgia
 19 ... 281... E..... Andre White Florida A&M
 20... 295... C..... John Kelly Florida A&M

DRAFT CHOICES

1967

- 1..... 13..... FBRay McDonaldIdaho
- 2..... 39..... DTSpain MusgroveUtah State
- 3 64..... DBCurg BelcherBYU
- 4 Choice to Green Bay
- 5 Choice to Houston through Dallas
- 6..... 135... T.....Don BandyTulsa
(from NY Giants through Minnesota)
- 6 Choice to Detroit
- 7 168... QB-HB. Bruce MatteMiami (Ohio)
(from Pittsburgh)
- 7..... 172... FLJohn LoveN. Texas St.
- 8..... 190... G-LB ..Larry HendershotArizona State
(from Atlanta)
- 8 Choice to Minnesota
- 9 222... HBPete LarsonCornell
- 10 ... 247... DTTim HoultonSt. Norbert
(from Chicago)
- 10 ... 250... DBBruce SullivanIllinois
- 11 ... 275... CBill BrownUTEP
- 12 ... 300... ERon SepicOhio State
- 13 ... 328... LBBob RodwellE. Michigan
- 14 ... 353... HBAndy SochaMarshall
- 15... 378... GEd BreedingTexas A&M
- 16 ... 406... DBAlfredo AvilaSul Ross
- 17 ... 431... TLyle BaucomCal State-San Fran.

1968


- 1..... 12..... DBJim 'Yazoo' SmithOregon
- 2..... 38..... LBTom RousselSouthern Miss
Choice to Cleveland
- 4..... 94..... DTDennis CraneUSC
- 5..... 113... TEKen BarefootVirginia Tech
(from Atlanta)
- 5..... 117... KMike BraggRichmond
(from Minnesota)
- 5 Choice to Philadelphia
- 6..... 149... GWillie BanksAlcorn State
- 7..... 176... RBBob BrunetLSU
- 8 203... RBBrian MagnusonMontana
- 9 230... DBFrank LiberatoreClemson
- 10 Choice to Baltimore
- 11 ... 284... DBTom GarretsonNorthwestern
- 12 ... 311... DTDave WeedmanW. Washington
- 13 ... 338... TMike St. LouisCent. Missouri
- 14 ... 365... TDave ZivichCal-Santa Barbara
- 15 ... 392... GCoger CoversonTexas Southern
- 16 ... 419... RBWillie TurnerJackson St.
- 17... 446... DTFrank BoschColorado

1969

- 1 Choice to Los Angeles
- 2 Choice to St. Louis
- 2 46..... DBEugene EppsUTEP
(from Cleveland)
- 3 62..... RBEd CrossArkansas-Pine Bluff
- 4 Choice to Baltimore
- 5 114... DBBill KishmanColorado State
- 6..... 139... LBHarold McLintonSouthern
Virginia
- 7..... 166... RBJeff AndersonVirginia
- 7..... 173... CJohn DidionOregon State
(from Minnesota)
- 8..... 191... RBLarry BrownKansas State
- 9 Choice to Philadelphia
- 9 Choice to Philadelphia
- 11 ... 269... DTEric NorriNotre Dame
- 12 ... 295... DBBob ShannonTennessee St.
- 13 ... 322... DBMike ShookN. Texas St.
- 14 ... 347... DTRick BrandVirginia
- 15 ... 374... TPaul RogersVirginia
- 16 ... 399... LBMike WashingtonSouthern
- 17 ... 426... DERich DobbertSpringfield

1970

- 1 Choice to San Francisco
- 2..... 43..... DEBill BrundigeColorado



- 3 Choice to St. Louis
- 4 Choice to Baltimore
- 4..... 103... T.....Paul LaavegIowa
(from Minnesota through LA Rams through New Orleans)
- 5..... 114... DTManny SistrunkArkansas A&M
(from New Orleans)
- 5..... 121... RBDanny PierceMemphis St.
- 6 Choice to Atlanta
- 7 173... WRRoland MerrittMaryland
- 7..... 178... DTJames HarrisHoward Payne
(from Los Angeles)
- 8 200... DBPaul JohnsonPenn State
- 9 225... TRalph SonntagMaryland
- 10 Choice to Green Bay
- 11... 277... TEMack AlstonMaryland Eastern Shore
- 12 ... 303... LBJames KatesPenn State
- 13 ... 329... TJoe PattersonLawrence
- 14 ... 355... RBTony MoroDayton
- 15 ... 381... CVic Lewandowsky.....Holy Cross
- 16 ... 407... WRSteve BushoreEmporia St.
- 17 ... 433... DTEarl MaxfieldBaylor

1971

- 1 Choice to Los Angeles
- 2 38..... WRCotton SpeyrerTexas
Choice to Los Angeles
- 4 Choice to New Orleans
- 5 Choice to Green Bay
- 6 141... GConway HaymanDelaware
- 7 166... DBWillie GermanyMorgan St.
- 8 Choice to New Orleans
- 9..... 219... DEMike FanucciArizona State
- 10 ... 244... RBJesse TaylorCincinnati
- 11... 272... T.....George StarkeColumbia
- 12... 297... DBJeff SeversonLong Beach State
- 13... 322... CDan RyczekVirginia
- 14 ... 349... QBBill BynumW. New Mexico
- 15 ... 375... GTony ChristnovichWisconsin-La Crosse
- 16 ... 400... LBGlenn TuckerN. Texas St.
- 17 Choice to New Orleans

1972

- 1 Choice to NY Jets
- 2 Choice to Baltimore
- 3 Choice to New England through LA
- 4 Choice to New Orleans through LA and PHI
- 5 Choice to Los Angeles

- 6 Choice to Los Angeles
- 7 Choice to NY Giants
- 8..... 203... RBMoses DensonMaryland Eastern Shore
- 9 229... DESteve BoekholderDrake
- 10 ... 255... WRMike OldhamMichigan
- 11 ... 281... DBJeff WelchArkansas St.
- 12 ... 307... QBDon BunceStanford
- 13... 332... WRFrank GrantS. Colorado
- 14 ... 365... GMike O'QuinnMcNeese St
- 15 ... 385... DECarl TaibiColorado
- 16 ... 411... DBS. HigginbothamAlabama
- 17 ... 437... LBKevin ClementeBoston College

1973

- 1 Choice to San Diego through Baltimore
- 2 Choice to New Orleans through NY Jets
- 3 Choice to Buffalo
- 4 Choice to Buffalo
- 5 117... GCharles CantrellLamar
(from Atlanta)
- 5 Choice to Los Angeles
- 6 Choice to NY Jets
- 7 Choice to Buffalo
- 8 Choice to New Orleans
- 8..... 193... TEMike Hancock.....Idaho State
(from Los Angeles)
- 9 218... RBRich GalbosOhio State
(from Baltimore)
- 9 233... LBEddie SheatsKansas
- 10... 245... DBKen StoneVanderbilt
(from Los Angeles)
- 11 Choice to Los Angeles
- 12 ... 311... GErnie WebsterPittsburgh
- 13... 337... DTDennis JohnsonDelaware
- 14 ... 363... DBHerb MarshallCameron
- 15 Choice to Los Angeles
- 16 ... 415... KMike WedmanColorado
- 17 ... 441... RBJeff Davis.....Mars Hill

1974

- 1 Choice to Chicago through Los Angeles
- 2 Choice to San Francisco
- 3 Choice to NY Jets
- 4 Choice to Los Angeles
- 5 Choice to New England through NO
- 6 144... TEJon KeyworthColorado
(from Kansas City)
- 6 Choice to Cincinnati through NO
- 7 Choice to New England
- 7..... 180... LBMike VartyNorthwestern
(from Los Angeles)
- 8 196... RBDarwin RobinsonDakota St.
(from Cleveland)
- 8 Choice to Buffalo
- 9 218... DEMark SensColorado
(from New England)
- 9 228... KMike FlaterColorado School of Mines
- 9 233... TEJim KennedyColorado State
(from Los Angeles)
- 10 ... 258... DBJohnny VannS. Dakota
- 11 ... 282... TJoe MillerVillanova
- 12 Choice to Baltimore
- 13... 332... LBStu O'DellIndiana
- 14 ... 361... QBDon Van GalderUtah
- 15 Choice to San Diego
- 16 ... 411... RBNate AndersonE. Illinois
- 17 Choice to Baltimore

1975

- 1 Choice to San Diego
- 2 Choice to Green Bay
- 3 Choice to San Francisco

DRAFT CHOICES

- 4 Choice to Buffalo
- 5 Choice to San Diego through LA and BUF
- 5..... **108... RBMike Thomas** UNLV
- 6 Choice to Cleveland
- 6 147... T Mark Doak Nebraska
- (from Denver)
- 7 Choice to Chicago through St. Louis
- 8 Choice to San Diego
- 9..... **228... DEDallas Hickman** California
- 10 Choice to Miami
- 11 ... 277... DB Ardell Johnson Nebraska
- (from Denver)
- 11 ... 282... DE Jerry Hackenbruck Oregon State
- 12 Choice to New England
- 13 ... 344... DB Morris McKie N. Carolina A&T
- 14 ... 359... LB Dave Benson Weber State
- 15 ... 384... C Art Kuehn UCLA
- 16 ... 412... G Dennis Pavelka Nebraska
- 17 ... 437... DE Carl Taylor Memphis St.

1976

- 1 Choice to Miami
- 2 Choice to Detroit through SD
- 3 Choice to New Orleans through SD
- 4 Choice to Oakland through San Diego
- 5 Choice to St. Louis
- 5 148... G Mike Hughes Baylor
- (from St. Louis)
- 6 Choice to Kansas City
- 6 179... DB Tom Marvaso Cincinnati
- (from Los Angeles)
- 7 Choice forfeited
- 8 Choice to Buffalo through Atlanta
- 8..... **234... WRBrian Fryer** Alberta
- (selection voided)
- 9 254... G Curtis Akins Hawaii
- 10 ... 272... LB Paul Strohmeier Washington
- (from Chicago)
- 10 Choice to Miami
- 11 ... 308... DE Dean Gissler Nebraska
- 12 ... 342... DB Walter Tullis Delaware St.
- 13 ... 364... DB Waymon Britt Michigan
- 14 ... 393... DB Quinn Buckner Indiana
- (selection voided)
- 15 Choice to St. Louis
- 15 ... 426... RB John Monroe Bluefield St.
- (from St. Louis)
- 16 Choice to Baltimore through BAL and STL
- 17 ... 476... DB Chuck Wills Oregon

1977

- 1 Choice to St. Louis
- 2 Choice to Los Angeles through SD
- 3 Choice to San Diego
- 4 97... DE Duncan McColl Stanford
- (from Miami)
- 4 Choice to Kansas City
- 5 Choice to Los Angeles
- 6 Choice to Atlanta
- 7 Choice to Oakland through HOU and NYG
- 7..... **189... TEReggie Haynes** UNLV
- (from Los Angeles)
- 8 Choice to Kansas City
- 9 Choice to Atlanta
- 9 246... RB Mike Northington Purdue
- (from Los Angeles)
- 10 ... 273... RB James Sykes Rice
- 11... **300... DBDon Harris** Rutgers
- 12 ... 327... DE Curtis Kirkland Missouri

1978

- 1 Choice to St. Louis
- 2 Choice to Los Angeles
- 3 Choice to Los Angeles
- 4 Choice to Cleveland through LA
- 5 Choice to Philadelphia
- 6 Choice to New Orleans through Houston
- 6..... **159... RBTony Green** Florida
- (from Minn. through San Francisco)
- 7 Choice to Kansas City
- 8 202... WR Walker Lee North Carolina
- (from San Francisco)
- 8 Choice to Atlanta
- 8..... **219... LBDon Hover** Washington St.
- (from Los Angeles)
- 9 243... QB John Hurley Santa Clara
- 10 ... 270... DE Scott Hertenstein Azusa Pacific
- 11 ... 297... DE Mike Williams Texas A&M
- 12 ... 324... G Steve McCabe Bowdoin

1979

- 1 Choice to Cincinnati
- 2 Choice to Oakland through St.Louis
- 3 Choice to Baltimore through Houston
- 4 Choice to Philadelphia
- 4..... **103... TEDon Warren** San Diego St.
- 5 Choice to Cleveland
- 6 Choice to Baltimore
- 7 Choice to New England
- 7..... **182... LBRich Milot** Penn State
- (from Seattle)
- 8 Choice to Miami
- 9..... **233... WRKris Haines** Notre Dame
- 10 Choice to Kansas City
- 11... **289... LBMonte Coleman** Arkansas St.
- 11 ... 300... WR Tony Hall Knoxville
- (from New England)
- 12 Choice to Cleveland

1980


- 1..... **18... WRArt Monk** Syracuse



- 2 Choice to Los Angeles
- 2..... **55... DEMat Mendenhall** BYU
- 3 Choice to San Francisco through LA
- 4 Choice to Tampa Bay
- 5 Choice to Buffalo
- 6 155... LB Farley Bell Cincinnati
- 7..... **187... GMelvin Jones** Houston
- 8 Choice to Miami
- 9 241... WR L. McCullough Illinois
- 10 ... 268... RB Lewis Walker Utah
- 11 ... 295... DE Mike Matocha UTA
- 12 ... 327... DE Marcene Emmett N. Alabama

1981

- 1 Choice to Los Angeles
- 1..... **20... TMark May** Pittsburgh
- (from Los Angeles)
- 2 Choice to San Francisco
- 3 Choice to Los Angeles
- 3..... **69... GRuss Grimm** Pittsburgh
- (from Miami through Los Angeles)
- 4..... **90... QB..... Tom Flick** Washington
- (from Green Bay)
- 4 Choice to Cleveland
- 5..... **119... DEDexter Manley** Oklahoma State



- 5 132... G Gary Sayre Cameron
- (from Los Angeles)
- 6..... **148... LBLarry Kubin** Penn State
- 7 Choice to Los Angeles
- 8..... **201... WRCharlie Brown** S. Carolina St.
- 9..... **231... GDarryl Grant** Rice
- 10 ... 257... QB Phil Kessel N. Michigan
- 10 ... 267... T Allan Kennedy Washington St.
- (from New England through Cleveland)
- 11 ... 284... WR Jerry Hill N. Alabama
- 12... **314... WRClint Didier** Portland St.

1982

- 1 Choice to Baltimore through Los Angeles
- 2 Choice to New England through SF
- 2..... **49... DBVernon Dean** San Diego St.
- (from San Diego through Los Angeles)
- 3 61... WR Carl Powell Jackson St.
- (from Los Angeles)
- 3 Choice to New Orleans
- 4..... **99... DETodd Liebenstein** UNLV
- 5 Choice to St. Louis
- 5..... **133... TEMichael Williams** Alabama A&M
- (from Buffalo)
- 6 153... LB Lamont Jeffers Tennessee
- 7 180... LB John Schachtner N. Arizona
- 8 Choice to Cleveland
- 8 223... DT Ralph Warthen Gardner Webb
- (from San Francisco through NO)
- 9..... **226... DBKen Coffey** SW Texas St.
- (from New Orleans)
- 9 238... DT Randy Trautman Boise State
- 10 ... 254... DE Harold Smith Kentucky St.
- (from New Orleans)
- 10 ... 265... DB Terry Daniels Tennessee
- 11... **281... KDan Miller** Miami (Fla.)
- (from Miami)
- 11... **291... QB..... Bob Holly** Princeton
- 12 ... 309... T Don Laster Tennessee St.
- (from New Orleans)
- 12 ... 322... LB Jeff Goff Arkansas

DRAFT CHOICES

1983
1... 28... DB ...Darrell GreenTexas A&I



2... 56... RB ...Richard Williams Memphis St.
3... 84... DE ...Charles Mann Nevada
4 Choice to Buffalo through New Orleans
5 Choice to Pittsburgh
6... 166... T Bob Winckler Wisconsin
7 (from LA Raiders)
6... 168... QB... Babe Laufenberg Indiana
7... 196... RB ...Kelvin Bryant North Carolina
8... 224... T Todd Hallstrom Minnesota
9... 251... RB ...Marcus Gilbert TCU
10... 279... LB ...Geff Gandy Baylor
11 Choice to San Diego
12 Choice to NY Giants

1984
1 Choice to NY Giants
2... 31... DT ...Bob Slater Oklahoma
3 (from NY Giants)
2... 55... DE ...Steve Hamilton East Carolina
3... 83... QB... Jay Schroeder UCLA
4... 102... RB ...Jimmy Smith Elon
5 (from LA Rams through Houston)
4 Choice to Pittsburgh
5... 125... LB ...Jeff Pegues East Carolina
6 (from CHI through SD, SEA and NYG)
5 Choice to San Fran. through LA Raiders
6... 167... T Curt Singer Tennessee
7... 195... WR ...Mark Smith North Carolina
8... 223... DB ...Jeff Smith Missouri
9 Choice to New England
10... 279... RB ...Keith Griffin Miami (Fla.)
11... 306... TE ...Anthony Jones Wichita St.
12... 335... WR ...Curtland Thomas Missouri

1985
1 Choice to New Orleans
2... 33... DB ...Tory Nixon San Diego St.
3 (from Atlanta)
2 Choice to St. Louis through Atlanta
3 Choice to Raiders through Houston
4 Choice to LA Raiders
5... 122... RB... Raphel Cherry Hawaii
6 (from New Orleans)
5 Choice to Pittsburgh
6... 163... TE ...Danzell Lee Lamar
7... 177... KR ...Jamie Harris Oklahoma State
8 (from Philadelphia)
7... 185... RB ...Lionel Vital Nicholls State
9 (from St. Louis through Kansas City)
7 Choice to LA Raiders through NE
8... 219... DB ...Barry Wilburn Mississippi
9... 247... G Mitch Geier Troy State
10... 263... RB ...Terry Orr Texas
11 (from New Orleans)
10 Choice to LA Raiders

11... 290... GRaleigh McKenzie Tennessee
12 (from New Orleans)
11... 304... DB ...Garry Kimble Sam Houston St.
12... 309... DT ...Dean Hamel Tulsa
13 (from Buffalo)
12... 331... LB ...Bryan Winn Houston

1986
1 Choice to Atlanta
2... 30... DE ...Markus Koch Boise State
3 (from Atlanta)
2... 45... WR ...Walter Murray Hawaii
3 (from San Francisco)
2 Choice to Philadelphia through LA Raiders
3... 75... DB ...Alvin Walton Kansas
4 Choice to SF through LA Rams
5... 113... LB ...Ravin Caldwell Arkansas
6 (from Atlanta)
5 Choice to Philadelphia through Atlanta
6... 146... QB... Mark Rypien Washington St.
7 (from Kansas City)
6... 156... G Jim Huddleston Virginia
7 (from San Francisco)
6 Choice to Atlanta
7... 186... RB ...Rick Badanjek Maryland
8... 213... LB ...Kurt Gouveia BYU
9... 239... DB ...Wayne Asberry Texas A&M
10 Choice to San Francisco
11... 297... RB ...Kenny Fells Henderson St.
12... 323... WR ...Eric Yarber Idaho

1987
1 Choice to San Francisco
2... 30... DB ...Brian Davis Nebraska
3 (from Indianapolis)
2... 48... T Wally Kleine Notre Dame
3 (from NY Jets through LA Raiders)
2 Choice to LA Raiders
3 Choice to Raiders through New England
4 Choice to Buffalo
5... 117... RB ...Timmy Smith Texas Tech
6 (from Buffalo)
5 Choice to Tampa Bay
6... 144... DB ...Steve Gage Tulsa
7 (from Buffalo)
6... 164... T Ed Simmons E. Washington
7... 192... DB ...Johnny Thomas Baylor
8... 219... DB ...Clarence Vaughn N. Illinois
9... 248... RB ...Alfred Jenkins Arizona
10... 274... WR ...Ted Wilson Central Florida
11... 304... WR ...Laron Brown Texas
12... 331... C Ray Hitchcock Minnesota

1988
1 Choice to Chicago
2... 55... K Chip Lohmiller Minnesota
3... 66... KR ...Mike Oliphant Puget Sound
4 (from LA Rams)
3 Choice to LA Rams
4... 109... RB ...Jamie Morris Michigan
5... 127... DB ...Carl Mims Sam Houston St.
6 (from New England)
5 Choice to LA Rams
6... 159... QB... Stan Humphries NE Louisiana
7 (from Indianapolis)
6 Choice to LA Rams
7... 193... DB ...Harold Hicks San Diego St.
8... 221... RB ...Darryl McGill Wake Forest
9... 249... LB ...Blake Peterson Mesa Co.
10... 277... T Henry Brown Ohio State
11... 305... DE ...Curt Koch Colorado
12... 315... P Wayne Ross San Diego St.

..... (from LA Rams)
12 Choice to LA Rams

1989
1 Choice to Chicago
2 Choice to Dallas through LA Raiders
3... 66... DT ...Tracy Rocker Auburn
4 Choice to New England
4... 110... WR ...Erik Affholter USC
5 (from Chicago through LA Raiders)
5 Choice to Green Bay
5... 129... DB ...Tim Smiley Arkansas St.
6 (from Indianapolis)
5... 139... DE ...Lybrant Robinson Delaware St.
6 (from San Fran. through LA Raiders)
6... 149... DB ...AJ Johnson SW Texas St.
7... 179... LB ...Kevin Hendrix South Carolina
8 Choice to Green Bay
9... 233... TE ...Charles Darrington Kentucky
10... 263... C Mark Schlereth Idaho
11 Choice to Tampa Bay through LA Rams
12... 316... TE ...Jimmie Johnson Howard
13 (from San Diego)
12... 317... RB ...Joe Mickles Mississippi

1990
1 Choice to Atlanta
2... 46... LB ...Andre Collins Penn State
3... 76... G Moe Elewonibi BYU
4... 86... QB... Cary Conklin Washington
5 Choice to Indianapolis
4... 109... DB ...Rico Labbe Boston College
5 (from San Fran. through LA Raiders)
5... 130... RB ...Brian Mitchell SW Louisiana
6... 160... DT ...Kent Wells Nebraska
7 Choice to San Diego
8 Choice to Indianapolis
9... 243... G Tim Moxley Ohio State
10... 262... DB ...D'Juan Francisco Notre Dame
11 (from Miami)
10... 270... DT ...Thomas Rayam Alabama
11... 297... LB ...Jon Leverenz Minnesota
12 Choice to San Diego

1991
1... 17... DT ...Bobby Wilson Michigan State
2 (from Houston through NE and Dallas)
1 Choice to Dallas
2 Choice to San Diego
3... 76... RB ...Ricky Ervins USC
4 Choice to Pittsburgh
5 Choice to Dallas
6... 159... TE ...Dennis Ransom Texas A&M
7... 188... WR ...Keith Cash Texas
8... 215... DB ...Jimmy Spencer Florida
9... 243... DB ...Charles Bell Baylor
10... 270... P Cris Shale Bowling Green
11... 299... S David Gullede Jacksonville St.
12... 326... WR ...Keenan McCardell UNLV

1992
1... 4... WR ...Desmond Howard Michigan
2 (from Cincinnati)
1 Choice to Cincinnati
2... 47... DE ...Shane Collins Arizona State
3 (from Kansas City through Dallas)
2 Choice to Detroit through Dallas
3... 74... G Paul Siever Penn State
4 (from Kansas City through Dallas)
3 Choice to Cincinnati
4... 112... QB ...Chris Hake William & Mary
5 Choice to San Diego

DRAFT CHOICES

6..... 168... TERay RoweSan Diego St.
 7..... 196... DBCalvin HolmesUSC
 8..... 224... GDarryl MooreUTEP
 9..... 252... LBBoone PowellTexas
 10... 280... LBTony BarkerRice
 11... 308... WRTerry SmithPenn State
 12... 336... CMatt ElliottMichigan

1993

1..... 17..... DBTom CarterNotre Dame
 2..... 45..... RBReggie BrooksNotre Dame
 3..... 71..... LBRick HamiltonUCF
 3..... 80..... PEd BunnUTEP
 4..... 101... DESterling PalmerFlorida State
 5..... 128... CGreg HuntingtonPenn State
 6..... 155... DBDarryl MorrisonArizona
 5..... 160... TEFrank WycheckMaryland
 7..... Choice to Pittsburgh
 8..... 212... LBLamont HollinquestUSC

1994

1..... 3..... QBHeath ShulerTennessee
 2..... 31..... TTré JohnsonTemple
 3..... 68..... WRTydus WinansFresno State
 3..... 97..... GJoe PattonAlabama A&M
 4..... 105... TEKurt HawsUtah
 5..... Choice to Minnesota
 6..... 163... DEDexter NottageFlorida A&M
 7..... 197... QBGus FrerotteTulsa

1995

1..... 4..... WRMichael WestbrookColorado
 2..... 37..... CCory RaymerWisconsin
 3..... 68..... CBDarryl PoundsNicholls State
 4..... 103... RBLarry JonesMiami (Fla.)
 5..... 137... TEJamie AsherLouisville
 5..... Choice to Oakland
 5..... 152... DERich OwensLehigh
 5..... (from Green Bay through Oakland)
 6..... 176... TBrian ThureCalifornia
 7..... Choice to Arizona
 7..... 226... CBScott TurnerIllinois
 7..... (from Oakland)

1996

1..... Choice to St. Louis
 1..... 30..... TAndre JohnsonPenn State
 2..... Choice to Dallas
 3..... Choice to Dallas
 4..... 102... RBStephen DavisAuburn
 5..... 138... SLeomont EvansClemson
 6..... 174... DEKelvin KinneyVirginia St.
 7..... 215... LBJeremy AsherOregon
 7..... 250... WRDeandre MaxwellSan Diego St.

1997

1..... 17..... DEKenard LangMiami (Fla.)
 2..... 51..... LBGreg JonesColorado
 3..... 80..... LBDerek SmithArizona State
 4..... 115... WRAlbert ConnellTexas A&M
 5..... 132... SJamel WilliamsNebraska
 5..... (from Houston)
 5..... 140... CBKeith ThibodeauxNW Louisiana
 5..... (from Oakland through Atlanta)
 5..... 148... LBTwan RussellMiami (Fla.)
 5..... 162... GBrad BadgerStanford
 6..... Choice to Atlanta
 7..... Choice to Atlanta

1998

1..... Choice to Cincinnati
 2..... 48..... TEStephen AlexanderOklahoma
 3..... 69..... RBSkip HicksUCLA
 3..... (from New Orleans)
 3..... Choice to Cincinnati
 4..... Choice to Oakland
 4..... 113... LBShawn BarberRichmond
 4..... (from Detroit through Oakland)
 5..... 140... CMark FischerPurdue
 6..... 170... WRPat PalmerNorthwestern St.
 7..... 191... CBDavid TerrellUTEP
 7..... (from Oakland)
 7..... 206... LBAntwaune PondsSyracuse

1999

1..... 7..... CBChamp BaileyGeorgia
 1..... (from Chicago)
 1..... Choice to Minnesota
 2..... 37..... TJon JansenMichigan
 2..... (from Chicago)
 3..... Choice to Oakland through Chicago
 3..... Choice to Pittsburgh through Minnesota
 4..... Choice to Chicago
 4..... 107... LBNate StimsonGeorgia Tech
 4..... (from New Orleans)
 5..... Choice to Chicago
 5..... 165... TDerek SmithVirginia Tech
 5..... (from Denver)
 6..... 181... KJeff HallTennessee
 7..... 217... WRTim AlexanderOregon State

2000

1..... 2..... LBLaVar ArringtonPenn State
 1..... (from New Orleans)
 1..... 3..... OLChris SamuelsAlabama
 1..... (from San Francisco)
 1..... Choice to San Francisco
 2..... Choice to Minnesota
 3..... 64..... DBLloyd HarrisonNC State
 3..... (from New Orleans)
 4..... 129... OLMichael MooreTroy State
 5..... Choice to Denver
 5..... 155... DBQuincy SandersUNLV
 5..... (from Minnesota)
 6..... 202... QBTodd HusakStanford
 7..... 216... DLDel CowsetteMaryland
 7..... (from Pittsburgh)
 7..... 250... WREthan HowellOklahoma State

2001

1..... 15..... WRRod GardnerClemson
 2..... 45..... CBFred SmootMississippi St.
 3..... Choice to Kansas City
 4..... 109... QBSage RosenfelsIowa State
 5..... Choice to St. Louis
 5..... 154... WRDarnerien McCantsDelaware St.
 5..... (from Denver through St. Louis)
 6..... Choice to Miami
 6..... 186... DTMario MondsCincinnati
 6..... (from St. Louis)
 7..... Choice to Atlanta through Denver

2002

1..... Choice to Atlanta through Oakland
 1..... 32... QBPatrick RamseyTulane
 1..... (from New England)
 2..... Choice to Baltimore
 2..... 56..... RBLadell BettsIowa
 2..... (from Baltimore)
 3..... 79..... CBRashad BaumanOregon

..... (from Cleveland through Jacksonville)
 3..... Choice to St. Louis through Kansas City
 3..... 87..... WRCliff RussellUtah
 3..... (from Baltimore)
 4..... Choice to Jacksonville
 5..... Choice to NY Jets
 5..... 159... CB/SAndre LottTennessee
 5..... (from Baltimore)
 5..... 160... TERobert RoyalLSU
 5..... (from NY Jets)
 6..... 192... OTReggie ColemanTennessee
 7..... 230... LSJeff GrauUCLA
 7..... 234... DEGreg ScottHampton
 7..... (from NY Jets through New England)
 7..... 257... FBRock CartwrightKansas State
 7..... (Compensatory Selection)

2003

1..... Choice to NE through NYJ and CHI
 2..... 44..... WRTaylor JacobsFlorida
 3..... Choice to Houston through NE
 3..... 81..... GDerrick DockeryTexas
 3..... (from New England)
 4..... Choice to St. Louis
 5..... Choice to Jets (from Dallas through NE)
 5..... Choice to Detroit
 6..... Choice to Philadelphia through GB
 7..... Choice to Carolina through Miami
 7..... 232... QBGibran HamdanIndiana
 7..... (from Miami)

2004

1..... 5..... SSean TaylorMiami (Fla.)



2..... Choice to Denver
 3..... Choice to Green Bay through JAX
 3..... 81..... TEChris CooleyUtah State
 3..... From New Orleans
 4..... Choice to SF through NE and CHI
 5..... Choice to New Orleans
 5..... 151... OLMark WilsonCalifornia
 5..... from Minnesota through New Orleans
 6..... Choice to Denver
 6..... 180... OLJim MolinaroNotre Dame
 6..... from Chicago
 7..... Choice to TB through NO and DAL

2005

1..... 9..... CBCarlos RogersAuburn
 1..... 25... QBJason CampbellAuburn
 1..... (from Denver)
 2..... Choice to New Orleans
 3..... Choice to Denver
 4..... Choice to Minnesota
 4..... 120... FBManuel WhiteUCLA
 4..... (from Minnesota)
 4..... Choice to Philadelphia
 5..... 154... LBRobert McCuneLouisville

DRAFT CHOICES

.....(from Minnesota)
 6..... 183... LBJarred Newberry Stanford
 7..... 222... FBNehemiah Broughton The Citadel

2006

1 Choice to San Francisco via Denver
 2..... 35... LBRocky McIntosh Miami (Fla.)
 (from NY Jets)
 3 Choice to San Francisco
 4 Choice to Denver
 5..... 153... DTAnthony Montgomery Minnesota
 6..... 173... SReed DoughtyNorthern Colorado
 (from NY Jets)
 6 Choice to NYJ via NYJ and DAL
 6..... 196... DL.....Kedric Golston Georgia
 (from Carolina)
 7 230... OLKili Lefotu Arizona
 7 250... LBKevin Simon Tennessee
 (Compensatory Selection)

2007

1..... 6..... SLaRon LandryLSU
 2 Choice to SD through CHI and NYJ
 3 Choice to Denver
 4 Choice to San Francisco
 5 143... LBDallas Sartz USC
 6..... 179... LBH.B. Blades Pittsburgh
 6 205... QBJordan Palmer UTEP
 (from Chicago)
 7..... 216... TETyler Ecker Michigan

2008

1 Choice to Atlanta
 2..... 34... WRDevin Thomas Michigan State
 (from Atlanta through Oakland)
 2..... 48... TEFred Davis USC
 (from Atlanta through Houston)
 2..... 51... WRMalcolm Kelly Oklahoma
 3 Choice to Atlanta
 3..... 96... OT.....Chad Rinehart Northern Iowa
 (Compensatory Selection)
 4 Choice to Denver
 4..... 124... CBJustin Tryon Arizona State
 (from Tennessee)
 5 Choice to Atlanta
 6..... 168... PDurant Brooks Georgia Tech
 (from St. Louis)
 6..... 180... SKareem Moore Nicholls State
 (from St. Louis through Denver)
 6..... 186... QB.....Colt Brennan Hawaii
 7 Choice to St. Louis
 7..... 242... DERob Jackson Kansas State
 (Compensatory Selection)
 7..... 249... SChris Horton UCLA
 (Compensatory Selection)

2009

1..... 13... LB/DE Brian Orakpo Texas
 2 Choice to Miami
 3..... 80... CBKevin Barnes Maryland
 4 Choice to Detroit through NY Jets
 5 Choice to Minnesota
 5 158... LBCody Glenn Nebraska
 (from Minnesota)
 6..... 186... LBRobert Henson TCU
 7..... 221... FBEddie Williams Idaho
 (through Minnesota from Washington)
 7..... 243... WRMarko Mitchell Nevada
 (Compensatory Selection)

2010

1..... 4..... T.....Trent Williams Oklahoma



2 Choice to Philadelphia
 3 Yielded to supplemental (Jeremy Jarmon)
 4..... 103... LBPerry RileyLSU
 5 Choice to Atlanta through St. Louis
 6 174... FB/TE Dennis Morris..... Louisiana Tech
 (from Washington via Miami)
 7 Choice to St. Louis
 7..... 219... WRTerrence Austin UCLA
 (from Miami)
 7..... 229... CErik CookNew Mexico
 (from New England)
 7 231... TSelvish Capers West Virginia
 (from PHI through DEN and NE)

2011

1 Choice to Jacksonville
 1..... 16... LBRyan Kerrigan Purdue
 (from Jacksonville)
 2..... 41... DLJarvis Jenkins Clemson
 3 Choice to New Orleans
 3..... 79... WRLeonard Hankerson Miami (Fla.)
 (from Miami)
 4 Choice to Tampa Bay through PHI
 4..... 105... RBRoy Helu Nebraska
 (from Houston)
 4 Choice to Houston
 5..... 146... SDeJon Gomes Nebraska
 (from Miami)
 5..... 155... WRNiles Paul Nebraska
 (from New Orleans)
 6..... 177... RBEvan Royster Penn State
 6..... 178... WRAldrick Robinson SMU
 (from Houston)
 7..... 213... CBBrandyn Thompson Boise State
 7..... 217... OL.....Maurice Hurt Florida
 (from Miami)
 7..... 224... LBMarkus White..... Florida State
 (from Indianapolis)
 7..... 253... NT.....Chris Neild West Virginia
 (Compensatory Selection)

2012

1..... 2..... QB.....Robert Griffin III..... Baylor
 (from St. Louis)
 1 Choice to St. Louis
 2 Choice to St. Louis
 3 Choice to Buffalo
 3..... 71... GJosh LeRibeus SMU
 (from Buffalo)
 4..... 102... QB.....Kirk Cousins..... Michigan State
 4..... 119... LBKeenan Robinson Texas
 (from Pittsburgh)
 5..... 141... GAdam Gettis..... Iowa
 6..... 173... RBAlfred Morris..... Florida Atlantic
 (from Minnesota)
 6 Choice to Arizona

6..... 193... T.....Tom Compton..... S. Dakota
 (from Pittsburgh)
 7..... 213... CBRichard Crawford..... SMU
 7..... 217... CBJordan Bernstine..... Iowa
 (from Buffalo)

2013

1 Choice to St. Louis
 2..... 51... CBDavid Amerson..... N.C. State
 3..... 85... TE..... Jordan Reed..... Florida
 4..... 119... S..... Phillip Thomas..... Fresno State
 5..... 154... RB Chris Thompson Florida State
 5..... 162... LB Brandon Jenkins Florida State
 (from New England)
 6..... 191... S..... Bacarri Rambo..... Georgia
 7 228... RB.....Jawan Jamison Rutgers

2014

1 Choice to St. Louis
 2 Choice to Dallas
 2..... 47... LBTrent Murphy Stanford
 (from Dallas)
 3..... 66... T.....Morgan Moses Virginia
 3..... 78... GSpencer Long Nebraska
 (from Dallas)
 4..... 102... CBBashaud Breeland..... Clemson
 5..... 142... WR.....Ryan Grant..... Tulane
 6 Choice to Tennessee
 6 186... RB.....Lache Seastrunk Baylor
 (from Tennessee)
 7 217... TE..... Ted Bolser..... Indiana
 7 228... K Zach Hocker Arkansas
 (from Tennessee)

2015

1 5..... OL.....Brandon ScherffIowa
 2 38... LBPreston Smith Mississippi St.
 3 Choice to Seattle
 3 95... RB..... Matt Jones..... Florida
 (from Seattle)
 4 105... WR..... Jamison Crowder Duke
 4 112... OL.....Arie Kouandjio..... Alabama
 (from Seattle through NO)
 5 141... LBMartrell Spaight..... Arkansas
 6 181... SKyshoen Jarrett..... Virginia Tech
 (from Seattle through NYJ)
 6 182... CB.....Tevin Mitchel..... Arkansas
 6 187... WR.....Evan Spencer Ohio State
 (from New Orleans)
 7 222... CAustin Reiter..... South Florida

DRAFT CHOICES

FIRST SELECTIONS BY YEAR

PRE-COMMON DRAFT ERA

Year	Rd.	Pos.	Player	School
1936	1	QB	Riley Smith	Alabama
1937	1	QB	Sammy Baugh	TCU
1938	1	B	Andy Farkas	Detroit
1939	1	T	I.B. Hale	TCU
1940	1	B	Ed Boell	NYU
1941	1	B	Forrest Evashevski	Michigan
1942	1	B	Ordan Sanders	Texas
1943	1	B	Jack Jenkins	Missouri
1944	1	B	Mike Micka	Colgate
1945	1	B	Jim Hardy	USC
1946	1	B	Cal Rossi	UCLA
1947	1	B	Cal Rossi	UCLA
1948	1	B	Harry Gilmer	Alabama
1949	1	FB	Rob Goode	Texas A&M
1950	1	HB	George Thomas	Oklahoma
1951	1	FB	Leon Heath	Oklahoma
1952	1	QB	Larry Isbell	Baylor
1953	1	QB	Jack Scarbath	Maryland
1954	1	TE	Steve Meilinger	Kentucky
1955	1	QB	Ralph Guglielmi	Notre Dame
1956	1	RB	Ed Vereb	Maryland
1957	1	FB	Don Bosseler	Miami
1958	2	RB	Mike Sommer	G. Washington
1959	1	QB	Don Allard	Boston College
1960	1	QB	Richie Lucas	Penn State
1961	1	QB	Norman Snead	Wake Forest
1962	1	RB	Ernie Davis	Syracuse
1963	1	TE	Pat Richter	Wisconsin
1964	1	RB	Charley Taylor	Arizona State
1965	2	T	Bob Breitenstein	Tulsa
1966	1	K	Charlie Gogolak	Princeton

COMMON DRAFT ERA

Year	Rd.	Pos.	Player	School
1967	1	FB	Ray McDonald	Idaho
1968	1	DB	Jim Smith	Oregon
1969	2	DB	Eugene Epps	UTEP
1970	2	DE	Bill Brundige	Colorado
1971	2	WR	Cotton Speyrer	Texas
1972	8	RB	Moses Denson	Maryland
1973	5	G	Charles Cantrell	Lamar
1974	6	TE	Jon Keyworth	Colorado
1975	5	RB	Mike Thomas	UNLV
1976	5	T	Mike Hughes	Baylor
1977	4	DE	Duncan McColl	Stanford
1978	6	RB	Tony Green	Florida
1979	4	TE	Don Warren	San Diego State
1980	1	WR	Art Monk	Syracuse
1981	1	T	Mark May	Pittsburgh
1982	2	CB	Vernon Dean	San Diego State
1983	1	CB	Darrell Green	Texas A&I
1984	2	DT	Bob Slater	Oklahoma
1985	2	CB	Tory Nixon	San Diego State
1986	2	DE	Markus Koch	Boise State
1987	2	CB	Brian Davis	Nebraska
1988	2	K	Chip Lohmiller	Minnesota
1989	3	DT	Tracy Rucker	Auburn
1990	2	LB	Andre Collins	Penn State
1991	1	DT	Bobby Wilson	Michigan State
1992	1	WR	Desmond Howard	Michigan
1993	1	CB	Tom Carter	Notre Dame
1994	1	QB	Heath Shuler	Tennessee
1995	1	WR	Michael Westbrook	Colorado
1996	1	T	Andre Johnson	Penn State
1997	1	DE	Kenard Lang	Miami
1998	2	TE	Stephen Alexander	Oklahoma
1999	1	CB	Champ Bailey	Georgia
2000	1	LB	LaVar Arrington	Penn State
2001	1	WR	Rod Gardner	Clemson
2002	1	QB	Patrick Ramsey	Tulane
2003	2	WR	Taylor Jacobs	Florida
2004	1	S	Sean Taylor	Miami
2005	1	CB	Carlos Rogers	Auburn
2006	2	LB	Rocky McIntosh	Miami
2007	1	S	LaRon Landry	Louisiana State
2008	2	WR	Devin Thomas	Michigan State
2009	1	LB/DE	Brian Orakpo	Texas
2010	1	T	Trent Williams	Oklahoma
2011	1	LB	Ryan Kerrigan	Purdue
2012	1	QB	Robert Griffin III	Baylor
2013	2	CB	David Amerson	N.C. State
2014	2	LB	Trent Murphy	Stanford
2015	1	T	Brandon Scherff	Iowa



Farkas



Scherff

HALL OF FAMERS

REDSKINS IN THE PRO FOOTBALL HALL OF FAME

Since the Pro Football Hall of Fame opened its doors in Canton, Ohio on Sept. 7, 1963, 295 players/coaches/administrators have been selected for enshrinement into the Pro Football Hall of Fame, including the eight-member class scheduled for induction in 2015. The Redskins have 28 members enshrined, including inductees in each class from 2008-11.

Inductee	Position/Role	Redskins Tenure	Induction
Sammy Baugh	QB	1937-52	Charter Member in 1963
Earl (Curly) Lambeau	Coach	1952-53	Charter Member in 1963
George Preston Marshall	Founder	1932-1969	Charter Member in 1963
Bill Dudley	RB	1950-51, 53	Inducted in 1966
Cliff Battles	RB	1932-37	Inducted in 1968
Wayne Millner	E	1936-41, 45	Inducted in 1968
Turk Edwards	T	1932-40	Inducted in 1969
Vince Lombardi	Coach	1969	Inducted in 1971
Ray Flaherty	Coach	1937-42	Inducted in 1976
David (Deacon) Jones	DE	1974	Inducted in 1980
Sam Huff	LB	1964-67, 69	Inducted in 1982
Sonny Jurgensen	QB	1964-74	Inducted in 1983
Bobby Mitchell	FL	1962-68	Inducted in 1983
Charley Taylor	WR	1964-77	Inducted in 1984
Ken Houston	S	1973-80	Inducted in 1986
Stan Jones	DT	1966	Inducted in 1991
John Riggins	RB	1976-79, 81-85	Inducted in 1992
Joe Gibbs	Coach	1981-92	Inducted in 1996
Paul Krause	S	1964-67	Inducted in 1998
George Allen	Coach	1971-77	Inducted in 2002
Darrell Green	CB	1983-2002	Inducted in 2008
Art Monk	WR	1980-93	Inducted in 2008
Bruce Smith	DE	2000-03	Inducted in 2009
Russ Grimm	OG	1981-91	Inducted in 2010
Deion Sanders	CB	2000	Inducted in 2010
Chris Hanburger	LB	1965-78	Inducted in 2011
Dave Robinson	LB	1973-74	Inducted in 2013
Andre Reed	WR	2000	Inducted in 2014




GREEN



GRIMM



HANBURGER



MONK

IMPORTANT DATES

The Start - July 9, 1932

George P. Marshall headed a group (Vincent Bendix, Jay O'Brien, Dorland Doyle) that bought an National Football League franchise in Boston. They contracted to play in Braves Field, home of the National League Baseball team, and were called "The Braves."

The Name

The Boston Gridders moved to Fenway Park, home of the American League Red Sox, and "The Braves" became "The Redskins."

The Franchise - Feb. 13, 1937

The Washington Redskins were officially born as the National Football League approved the transfer of the Boston Redskins franchise to Washington, D.C., and a new history began.

The Band - Aug. 9, 1937

The famed Redskins Band was founded and it was the first of its kind.

First Victory - Sept. 16, 1937


The First Game! The Franchise's Thursday night opener drew 19,941 fans to flood-lighted Griffith Stadium. Riley Smith scored on a 60-yard interception return, while the team added two field goals and an extra point to make the final score - Redskins 13, Giants 3.

First Title - Dec. 5, 1937

Ten thousand fans stomped up Broadway behind the brass band following the franchise's first title. In the game, Sammy Baugh completed 11-of-15 passes, while Cliff Battles had touchdown runs of 75 and 76 yards as the team routed the Giants, 49-14, for the Eastern Championship.

World Champs! - Dec. 12, 1937

Freezing weather, frozen field and the icy-nerved Bears couldn't stop Sammy Baugh (center below). He completed 17-of-33 passes for 335 yards and three touchdowns. Wayne Millner (right), the all-time Notre Dame great, finished with nine catches for 160 yards, including 77- and 55-yard touchdowns.



Westward Ho! - Aug. 2, 1939

The Redskins set forth on their first coast-to-coast football training trip. Training site: Eastern State Normal School in Cheney, Wash.

Zero Hour - Oct. 1, 1939

The Redskins and Giants battled in the mud and rain as the outcome wound up being a scoreless tie, the only scoreless tie in Redskins history.

Record Pass - Oct. 15, 1939

From the kick formation and standing deep in the end zone, Frank Filchok flipped a pass to Andy Farkas who went all the way for the touchdown. It was the longest pass play in National Football League history, 99 yards.

East Champs - Dec. 1, 1940

Miniature-sized Davey O'Brien of the Eagles completed 33 passes in 60 attempts, but the Redskins won 13-6 to clinch the Eastern Championship.

73-to-Ohhh! - Dec. 8, 1940

Despite the Redskins gaining the same number of first downs as the Bears in the World Championship Game at Griffith Stadium, the team lost 73-0.

California - Aug. 18, 1941

The Redskins brought pro football on a large scale to California for the first time. They established training quarters in San Diego at Brown Military Academy.

Title Escapes - Nov. 23, 1941

There were 50 seconds to go in the Eastern Championship Game and the Redskins held a 13-10 lead, but the Giants managed to score a field goal and a touchdown to win, 20-13.

Only Loss - Sept. 27, 1942

The Giants are unable to convert a first down, gained only ONE yard rushing, completed just ONE pass...but it was good for a touchdown; then they captured another touchdown on an interception and the Redskins suffered their only 1942 defeat, 14-7.

World Champs! - Dec. 13, 1942

The Bears took an early lead on an errant pass from center, but Sammy Baugh's 85-yard quick kick set them back on their heels. Wilbur Moore then made a vital interception and followed with a sensational catch for a 38-yard touchdown. Andy Farkas capped the victory by carrying the ball 10 of 12 times on an 80-yard touchdown drive. Score: 14-6.

Runner Up - Dec. 26, 1943

Sam Baugh suffered a concussion early, tackling Sid Luckman on a punt return and the Bears went on to win the NFL title, 41-21.

To a T - July 30, 1945

Redskins abandoned their double-wing formation and adopted the T-formation.

East Champs - Dec. 9, 1945

The Redskins had two straight shutouts, the first coming against the Steelers, 24-0, on Dec. 2 and the team defeated the Giants, 17-0, en route to an Eastern title.

One Point Shy - Dec. 16, 1945

In subzero weather, the Redskins lost the world title to Rams, 15-14, on freakish plays. Baugh's pass from the end zone hit the goal-post for a safety (no longer allowed); and Waterfield's try-for-point hit the crossbar and bounced over.

Charity Game - Sept. 6, 1946

The First Annual Redskins-Rams game for benefit for the Los Angeles Times Charities, Inc. drew 68,188 to Memorial Coliseum and netted the Times Boys Club \$96,711.23.

High Note - June 13, 1947

The Redskins Band performed at the Philadelphia Inquirer's Famed Festival of Music alongside Whiteman, Waring and the Philharmonic.

IMPORTANT DATES

Champs Trumped - Nov. 23, 1947

Fans cheered on Sam Baugh who thanked them with six touchdown tosses, routing the previous-champion Cards, 45-21.

First on TV - June 14, 1950

American Oil announced plans to televise all Redskins games - no other pro teams were on TV.

Baugh-to-Bach - Oct. 10, 1954

Dr. Howard Mitchell led his National Symphony Orchestra at mid-field in a halftime show.

TD Torrent - Oct. 1, 1955

Twenty-one points in 137 seconds! The Eagles led 16-0 in the 3rd quarter when Brito recovered a fumble on the Eagles' 32 and LeBaron then passed to Janowicz for the touchdown. Torgeson recovered a fumble on Eagles 13 and Janowicz went on to score. The Redskins won, 31-30.

The Alumni - Oct. 15, 1958

The Redskins Alumni Association was established. Twenty-three former players residing here adopted a formal constitution and by-laws. They invited all non-resident ex-Redskins to join.

New Home - Dec. 12, 1958

Redskins signed a 30-year lease to play in a proposed D.C. Stadium that Congress gave the go-ahead to build.

Home Debut - Oct. 1, 1961

The first game in the new D.C. Stadium drew 37,767. The Redskins failed to hold a 21-7 lead and the Giants won, 24-21.

Redskins Trade for Mitchell - Dec. 14, 1961

The Redskins finalize an agreement to send their 1962 first overall draft pick, Heisman trophy winning back Ernie Davis, to the Cleveland Browns in exchange for future Pro Football Hall of Famer Bobby Mitchell.

Four of a Kind - Dec. 17, 1961

Dick James scored four touchdowns to set the Redskins single game scoring record in a 34-24 win over Dallas.

Sonny and Sam - 1964

The Redskins stunned the public by trading QB Norm Snead to the Eagles for veteran QB Sonny Jurgensen. The team then repeated the performance by shipping favorite Dick James to New York for Sam Huff.

A Sunny Day - Oct. 11, 1964

Sonny Jurgensen out-dueled Norm Snead by throwing four touchdowns against the Eagles in the first meeting of the traded quarterbacks.

Record Rally - Nov. 28, 1965

Sonny Jurgensen sparked the greatest comeback win in Redskin history. Down 21-0, the Redskins recorded a 34-31 victory over the Cowboys as Sonny passed for over 400 yards and 3 touchdowns.

Graham Era - Jan. 25, 1966

The Redskins hired former Cleveland star, Otto Graham, as their Head Coach and General Manager.

TD Jamboree - Nov. 27, 1966

The Redskins and Giants scored the most points in NFL history as they tied or set many team and league records in Washington's rout of New York, 72-41.

Record Breakers - 1967

Sonny Jurgensen set new Redskins and NFL passing records for most at-

tempts, completions, and yards in a season. Receivers Charley Taylor, Jerry Smith and Bobby Mitchell finished first, second and fourth in the League; it was the highest ever by receivers on the same team.

Lombardi Hired - Feb. 7, 1969

The unbelievable happened - Vince Lombardi left Green Bay to become the head coach of the Redskins.

George Preston - Aug. 9, 1969

George Preston Marshall, founder of the Washington Redskins, died at his home at the age of 72.

A Winning Season - Dec. 14, 1969

The Redskins defeated New Orleans by a score of 17-14 to ensure their first winning season since 1955. The victory also continued Coach Lombardi's record of never having coached a losing NFL team.

Lombardi Dies - Sept. 3, 1970

The sports world grieves the death of Vincent T. Lombardi, Head Coach and Executive Vice President of the Redskins.

1,000-Yard Club - Dec. 13, 1970

Larry Brown, on the second offensive play of the game against the Eagles and needing four yards to break the 1,000-yard barrier, gained 12 yards to become the first Redskin in history to become a member of the 1,000-yard club.

NFL Rushing Champ - Dec. 20, 1970

Larry Brown ended the season as the top rusher in the NFL with a total of 1,125 yards on 237 attempts for a 4.7 avg. He was the first Redskin since Cliff Battles in 1937 to win the rushing title.

Allen Hired - Jan. 6, 1971

George Allen, winningest coach in the NFC, was named the Redskins' Head Coach and General Manager.

A New Home - June 2, 1971

Groundbreaking ceremonies were held for the Redskins new home, Redskins Park, near Dulles Airport.

Future is Now - 1971

Allen guided the Redskins to the most wins, nine, in 29 years with a 9-4-1 record. It was the first time in 29 years that the Redskins earned a championship playoff game.

Coach of Year - 1971

George Allen was voted NFL and NFC "Coach of the Year."

NFC Champions - 1972

The Redskins won their first title in 30 years with a convincing 26-3 win over the defending World Champion Dallas Cowboys in RFK Stadium, following a 16-3 playoff victory over Green Bay. The Redskins lost 14-7 to Miami in Super Bowl VII in the LA Coliseum.

Player of Year - 1972

Larry Brown, honored by all selections as NFL "Player of Year," won NFC rushing title by setting a new Redskins rushing record with his 1,216 yards.

NFC Coach of Year - 1972

For a second year in a row, George Allen awarded "Coach of Year" honors.

Wild Card - 1973

The Redskins and Cowboys tied for the best record in the NFC East, but Dallas wins division in a tiebreaker based on better point differential (net 13 points).

IMPORTANT DATES

4th Straight Playoffs - 1974

For the fourth consecutive year, George Allen's "Over the Hill Gang" reached the playoffs.

Jurgensen Retires - May 1, 1975

Quarterback Sonny Jurgensen retired after playing for 18 seasons in the NFL, 11 in a Redskins uniform.

All-Time Receiver - Dec. 21, 1975

Redskins wide receiver Charley Taylor became the all-time receptions leader in NFL history with his 634th career catch coming against the Eagles in the season's finale.

Milton King Dies - Jan. 23, 1976

Milton King, vice president and treasurer of the Redskins, died at the age of 85.

Return to Playoffs - 1976

By winning the final four games, including wins at Dallas and at St. Louis, the Redskins made the playoffs for the fifth time in six years under Allen.

Pardee Hired - Jan. 24, 1978

Jack Pardee, former Redskin player and coach, was named the 19th head coach in Redskins history.

Presidential Visit - Oct. 2, 1978

President Jimmy Carter became the second President ever to attend a regular season NFL game when he and Mrs. Carter, along with son Chip and wife Caron, saw the Monday night Cowboys-Redskins clash.

Off to the Races - 1978

By winning the first six games, including wins over rivals Dallas and St. Louis and playoff bound New England, the Redskins enjoyed their best start in over 35 years.

Good News, Bad News - 1979

The 10-6 record was the ninth consecutive year that the Redskins finished .500 or better. Both the division title and wild card playoff game were lost in the final seconds of the game in Dallas, 35-34.

100 Straight - 1980

The Redskins extended the NFL's longest consecutive streak of sellouts to 100, dating back to 1966.

Gibbs Hired - Jan. 13, 1981

Joe Gibbs, offensive coordinator of the San Diego Chargers, became the 20th head coach in Redskins history.

Finishing Kick - 1981

Victorious in 8 of their final 11 games, Coach Gibbs and his Redskins set or tied 13 club records.

Huff Inducted - Aug. 7, 1982

Former Redskin and Giant Sam Huff was inducted into the Pro Football Hall of Fame.

A New Beginning - Sept. 12, 1982

With the 0-5 start of a year ago, the 0-4 preseason fresh on everyone's mind, Mark Moseley lifted the burden with a 26-yard overtime field goal to give the Redskins a victory over Philadelphia. Moseley had only minutes earlier sent the game into overtime with a 48-yard field goal.

Hogs Take Their Bows - Jan. 15, 1982

The celebrated Hogs created enough holes in the Viking defense for John Riggins to plow for a Redskins playoff record 185 yards, leading Washington to a 21-7 win and a spot in the NFC Championship. Before leaving the game, Riggins gallantly bowed to the 54,000-plus Redskins faithful who roared in approval.

Strike! - Sept. 21, 1982

The NFL players walked out in a strike that would last until Nov. 17. In all, eight games were missed, seven cancelled.

Holy Moseley! - Dec. 19, 1982

With time running out, the game on the line, with an NFL record at stake, Mark Moseley beat the Giants by booting his 21st straight field goal in a snowy RFK Stadium. The kick broke Garo Yepremian's record of 20 consecutive field goals made and gave the Redskins a 15-14 win. Also, in the game, John Riggins became only the fifth back in NFL history to exceed 2,000 carries (Payton, Simpson, Brown, and Harris are the others).

A Whitewash - Jan. 2, 1983

For the first time since 1980, the Redskins post a shutout by beating the Cardinals 28-0. Their 8-1 record was the best in the NFC, giving them home-field advantage throughout the playoffs. The 128 points given up by the Redskins defense is the fewest in the NFL.

Sweet Revenge - Jan. 22, 1983

The Redskins avenged their only loss of the season, setting back the Cowboys, 31-17, to reach their second Super Bowl, and first in 10 years.

Super Bowl Win! - Jan. 30, 1983

The Redskins won Super Bowl XVII downing the Dolphins 27-17. Their win streak reached eight, and 15 of 16 and 20 of 24 over two seasons. Jack Kent Cooke accepted the Super Bowl Trophy from Pete Rozelle in the locker room as MVP Riggins boasts, "Ron may be President, but for tonight, I'm King." The Redskins' 12-1 record was the fifth best NFL mark in the last 50 years, and their best ever.

Hails from the Chief - Jan. 31, 1983

President Reagan and Mrs. Reagan were at Dulles Airport to greet the World Champion Redskins as they arrived back from California.

Parade of Stars - Feb. 3, 1983

The entire city of Washington celebrated as the Redskins paraded before some 500,000 fans in a downtown ceremony amidst pouring rain. Coach Gibbs holds up the Super Bowl Trophy and proclaimed, "This is for you."

High Honors - 1983

Joe Gibbs was named Coach of the Year. Mark Moseley was named NFL MVP by Associated Press, Joe Theismann was Miller Man of the Year, and five Redskins (the most since 1972) were named to the Pro Bowl: Moseley, Theismann, Tony Peters, Charlie Brown, and Mike Nelms. Later, Bobby Beathard was named Executive of the Year. And Riggins, who had four straight 100-yard rushing playoff games, the first ever to do so, won a car as Super Bowl MVP.

Jurgy to Mitch - July 30, 1983

Former Redskin greats quarterback Sonny Jurgensen and receiver Bobby Mitchell were inducted into Pro Football's Hall of Fame.

Monday Night Fever - Oct. 1, 1983

The Redskins lost 48-47, in the highest scoring game in night football history. The Redskins and the Packers combined for over 1,000 yards of total offense.

IMPORTANT DATES

The Diesel Keeps Trucking On - Nov. 20, 1983

John Riggins set an NFL record as his consecutive games with rushing touchdowns reached 12 while notching his 19th touchdown of the year to tie that NFL mark. John's streak ended at 13 consecutive games while he went on to establish an NFL record 24 touchdowns.

Doomsday Showdown - Dec. 11, 1983

Dressed in army fatigues, the Redskins marched into Dallas to do battle. The result was a convincing 31-10 victory in Dallas to gain sole possession of first place in the NFC East. It was a game that saw Tony Dorsett held to 34 yards on 14 carries (one yard on five carries in the second half) and scores from four different Redskins.

Alone on a Hill - Dec. 17, 1983

For the second year in a row, the Redskins finished with the best record in the NFL. Their 31-22 victory over the Giants capped a remarkable 14-2 regular season. It was the first time in the history of the League that an NFC team compiled so many victories.

One-Two Punch - 1983

Mark Moseley's NFL kick scoring record of 161 points, and Riggins' total of 144 points, topped the entire NFL. It was the first time since 1951 that the number one and two scorers played on the same team. Their total of 305 points surpassed the totals of eight other clubs.

Ring Out the Rams - Jan. 1, 1984

The Redskins rang in the New Year by drubbing the L.A. Rams 51-7 in the most lopsided playoff game in 26 years. The team set or tied 13 club playoff marks with the 44-point margin of victory, the greatest in the 47-year history of the Redskins.

Three of a Kind - 1985

The 10 victories marked a third consecutive season the Redskins won 10 or more games, equaling a club-best streak set from 1972-74. The 35 wins in those three seasons were a club record for wins over a three-year period. Threes were also meaningful for offensive linemen Joe Jacoby and Russ Grimm, who each earned a third consecutive trip to the Pro Bowl. Receiver Art Monk (91 catches) went for a second straight time.

Happy Birthday - Feb. 13, 1986

The Washington Redskins entered their 50th season in the Nation's Capital, celebrating the franchise's move from Boston to Washington.

Rally Ho - 1986

Headed by Coach Ray Flaherty of the 1937 World Champions, former players and coaches gathered to kickoff the 1986 season.

Little Mr. Big - Oct. 27, 1986

WR Gary Clark accounted for 241 receiving yards (on 11 catches) to break teammate Art Monk's club record on Monday Night TV.

Showdown - Nov. 23, 1986

Eager to avenge their first loss of 1986, the Redskins came out smokin' against Dallas. The 34-0 first half lead marked the most points the Cowboys had ever allowed in a single half of play. The Redskins 41-14 win was their most points ever against the Cowboys.

Gibbs Gets #70 - Jan. 3, 1987

Head Coach Joe Gibbs became the winningest coach in Redskin history, gaining his 70th win as the team defeated the Bears 27-13 in a divisional playoff.

A Giant Step - Jan. 11, 1987

With 15 new faces on the roster, the Washington Redskins played in their third NFC Championship game in five years.

Pro Bowlers, Again - Feb. 1, 1987

Hogs Russ Grimm and Joe Jacoby returned to the Islands of Hawaii for the fourth consecutive season. Joined by Art Monk, Darrell Green, Gary Clark, Dexter Manley, and Jay Schroeder, the Redskins equaled a club record seven participants in the annual classic.

NFLPA Strike - 1987

NFL players walked out following the second week of the regular season.

Perfect - Oct. 19, 1987

Redskins "replacement" players closed out their season with a perfect 3-0 mark. The team held on to defeat Dallas, 13-7, in Texas Stadium.

Relief Pitcher - Dec. 26, 1987

Quarterback Doug Williams connected on 11-of-22 for 217 yards and two touchdowns in Minnesota. The 27-24 overtime victory is highlighted by a Ricky Sanders 51-yard catch-and-run to force sudden death. Haji-Sheikh kicks the game winner.

The Bear Facts - Jan. 10, 1988

For the second time in two years, the 'Skins traveled to Chicago for a divisional playoff game. After trailing 14-0 in the second quarter, the team rallied to win 21-17. Darrell Green provided the game-winning points on an electrifying 52-yard punt return, as the Redskins advanced to the NFC Championship Game for the fourth time in six seasons.

NFC Champs! - Jan. 17, 1988

The Redskins are 17-10 victors over the Minnesota Vikings as Doug Williams connected with Gary Clark to break a 10-10 fourth quarter deadlock. Washington became the first team to advance to the Super Bowl three times in the 1980s.

World Champs! - Jan. 31, 1988

Twenty Super Bowl records were broken en route to a 42-10 decision over the Denver Broncos. Quarterback Doug Williams (below) is named the game's MVP as he connected on 18-of-29 for a record 340 yards. His four touchdown passes tie another record as the team scores five times in five possessions in the second quarter alone.

100 Wins - Dec. 10, 1989

Joe Gibbs registered his 100th career win as head coach of the Redskins as the team defeated San Diego, 26-21. Only six other coaches reached 100 wins faster than Gibbs.

Monk Moves Up - Dec. 10, 1989

Art Monk moved into third place on the all-time NFL receiving list, ahead of friend and receivers coach Charley Taylor, in Washington's 26-21 win vs. SD.

A Lion of a Comeback - Nov. 4, 1990

The Redskins equaled the greatest comeback in club history with a 41-38 overtime win at Detroit. Down by 21 points in the third quarter and 17 points entering the fourth, Jeff Rutledge rallied the Skins by passing for 363 second-half yards (30-42). The game winning points came on a Chip Lohmiller 34-yard field goal in overtime.

700 Catches - Nov. 18, 1990

Art Monk became only the third player in NFL history to catch 700 passes when he hauled in four receptions against the Saints in RFK.

Ring in the New Year - Jan. 5, 1991

The Redskins pushed their playoff record to 12-3 under Joe Gibbs with a solid team effort 20-6 win over the Eagles at Veterans Stadium.

Perfect Start - 1991

For the first time in franchise history, the Redskins opened the year with 11 straight victories.

IMPORTANT DATES

One of the Best - 1991

The Redskins became only the sixth team in NFL history to record 17-or-more wins in a single season by posting a 17-2 overall mark (best in team history).

Hog Protection - 1991

In 16 games, the "Hogs" allowed a league-low and club-record nine sacks. It was the third lowest total in NFL history.

A Class Act - Dec. 22, 1991

Art Monk becomes only the second player in NFL history to catch 800 passes when he caught five passes in the season finale at Philadelphia.

NFC Champs - Jan. 12, 1992

For the fourth time under Joe Gibbs, and the fifth time in franchise history, the Redskins returned to the Super Bowl with a 41-10 win over Detroit in the NFC title game.

World Champs! - Jan. 26, 1992

The Redskins claimed their third Super Bowl win under Gibbs. The Skins knocked out Buffalo 37-24 and Mark Rypien was named Super Bowl MVP after completing 18 passes and throwing two touchdowns. Gary Clark and Art Monk both caught seven passes, with Clark gaining 114 yards and one TD, and Monk adding 113 yards. Brad Edwards had two interceptions and the defense sacked Bills QB Jim Kelly five times.

Pro Bowl Record - Feb. 2, 1992

The Redskins set a club record with eight players earning a selection to the Pro Bowl. Jim Lachey and Darrell Green were named starters, while Gary Clark, Chip Lohmiller, Charles Mann, Earnest Byner and Mark Schlereth also were named to the NFC squad.

New Redskin Park Opens - Aug. 24, 1992

The Redskins moved into their new training complex set on a picturesque 160 acres in Loudoun County, Va. The building is over 70,000 square feet to compliment four practice fields.

Monk is #1 - Oct. 12, 1992

Art Monk became the NFL's all-time leading pass receiver against the Broncos on Monday Night in Week 5. His 820th career catch was a 10-yarder with 3:12 remaining in the 4th quarter.

Joe Gibbs Resigns - March 5, 1993

After 12 seasons guiding the Redskins to four Super Bowls, three titles, a 16-5 playoff mark and a 140-65 career record, Joe Gibbs stepped down as head coach. Richie Petitbon is hired as the 21st coach in club history.

Turner Hired - Feb. 2, 1994

Norv Turner, offensive coordinator of the Dallas Cowboys, became the 22nd coach in 'Skins history.

Coleman Becomes All-Time Leader - Oct. 9, 1994

Linebacker Monte Coleman played in his 206th career game as a Redskin breaking Art Monk's team record for games played. Monte, tied with Sammy Baugh for most seasons as a Redskin with 16, ended his career with 216 games played. Darrell Green would take over the record in 1998.

Pro Bowl Skins - 1994

Linebacker Ken Harvey and punter Reggie Roby earned selection to the NFC squad. Harvey led the NFC in sacks with 13.5 and Roby became the first Redskins punter selected to the Pro Bowl since Sam Baker in 1958.

BIG Upset Wins - Oct. 1, 1995

Washington's 27-23 win over 13-point favorite Dallas was the Redskins' biggest upset win since defeating the Cowboys, 34-31, on December 11,

1966. The Redskins were 17-point underdogs in the rematch at Texas Stadium, but came up with a 24-17 win. It was the biggest upset win in the NFL since 1980.

Pro Bowlers - 1995

Linebacker Ken Harvey earned his second straight starting assignment in the Pro Bowl, while kick/punt returner Brian Mitchell was honored with his first Pro Bowl selection. Mitchell led the NFC in kickoff returns with a 25.6-yard average and was second in the NFL in punt returns with a 12.6 avg.

Redskins Stadium - March 13, 1996

Redskins owner Jack Kent Cooke, Maryland Gov. Parris N. Glendening and Prince George's County Executive Wayne Curry signed a contract paving the way for the immediate start of construction for the new home of the Redskins in Prince George's County.

Gibbs To Hall - July 27, 1996

Joe Gibbs is inducted into the NFL Hall of Fame.

Allen Passes Riggo - 1996

Terry Allen rushed past John Riggins' single-season rushing record, gaining 1,353 yards. Allen also led the NFL in touchdowns with 21 TDs.

Pro Bowlers - 1996

The Redskins sent their largest amount of representatives to the Pro Bowl since the 1991 season, when running back Terry Allen, quarterback Gus Frerotte, cornerback Darrell Green, linebacker Ken Harvey and punter Matt Turk made the trip to Hawaii.

So Long RFK - Dec. 16, 1996

The Redskins played their final home game at Robert F. Kennedy Memorial Stadium against the Dallas Cowboys. With Redskin greats from the past on hand, the 'Skins defeated the Cowboys 37-10. The Redskins finished 173-102-3 at RFK, including 11-1 in the playoffs.

Jack Kent Cooke Passes Away - April 6, 1997

Jack Kent Cooke, only the second owner in Redskins history, died of congestive heart failure at the age of 84. At his memorial service, John Kent Cooke, Sr. announced the new stadium would be called Jack Kent Cooke Stadium.

Big Jack Opens - Sept. 14, 1997

The Redskins christen Jack Kent Cooke Stadium in style with a 19-13 overtime win over the Arizona Cardinals. In overtime, rookie Kenard Lang forced a fumble that is recovered at the Cardinals 35-yard line. Two plays later Gus Frerotte threw a 40-yard scoring strike to a leaping Michael Westbrook in the end zone.

Green is Tops - Dec. 13, 1997

Cornerback Darrell Green played in his 217th career game as a Redskin breaking Monte Coleman's team record for games played.

Pro Bowlers - 1997

Darrell Green earns his seventh Pro Bowl selection in his 15th season. He is also joined by fellow cornerback Cris Dishman, while linebacker Ken Harvey is selected for the fourth straight year and punter Matt Turk makes his second straight appearance.

Mitchell Joins Brown - 1998

Brian Mitchell led the NFL in total combined net yards for the fourth time joining Hall of Famer Jim Brown as the only players in NFL history to lead the league in total combined net yards four times.

IMPORTANT DATES

Skip-In to the End Zone- Dec. 13, 1998

Rookie running back Skip Hicks sets a Redskins rookie record with eight rushing touchdowns, breaking Don Bosseler's record of seven set in 1957.

Redskins Sold - May 25, 1999

Daniel M. Snyder gained unanimous approval (31-0) from league owners to become the fourth owner in franchise history. Snyder buys the team for a record \$800 million - the most ever for an American sports franchise.

Welcome to FedExField - Nov. 21, 1999

The Washington Redskins partner with Federal Express Corporation, re-naming Jack Kent Cooke Stadium, FedExField.

'Skins Win East - Dec. 26, 1999

The Redskins overcame a 10-point 4th quarter deficit to defeat the 49ers 26-20 in overtime. The win gave the 'Skins their first NFC East crown since 1991.

Records Fall - 1999

Brad Johnson completed the season with 316 completions - most ever by a Redskin. His 4,005 yards and 519 attempts are second in club history. Stephen Davis' 1,405 yards are the most ever by a Redskin. He led all NFC rushers, and earned his first birth to the Pro Bowl. Darrell Green increases his team records with his 50th interception and played in his 250th Redskin game.

Leadership Council - Jan. 2000

Owner Daniel M. Snyder introduced the Washington Redskins Leadership Council, the Redskins' foundation.

Homeward Bound - July 20, 2000

The Redskins open training camp at home for the first time, welcoming fans to Redskin Park in Ashburn, Va.

Redskins Recognized - Aug. 24, 2000

Redskin alums Joe Gibbs, Dexter Manley and Art Monk are inducted into the Redskins Ring of Fame.

Turner Out, Robiskie In - 2000

Norv Turner was dismissed as Redskins Head Coach after 13 games. Terry Robiskie was named interim season coach to finish out the season on Dec. 4, 2000.

Centers Sets Mark - Dec. 24, 2000

Larry Centers became the NFL's all-time leader in catches by a running back with 685 receptions.

Smith "Sacks" the Record Books - Dec. 24, 2000

Bruce Smith sets NFL record with his 13th 10-sack season.

NFL Attendance Record - 2000

The Redskins set an NFL record for attendance with a season total of 647,424. Average home attendance at FedExField was 80,928.

Schottenheimer Takes Command - Jan. 3, 2001

Marty Schottenheimer signed on as the franchise's 24th head coach.

Return to Carlisle - July 29, 2001

Redskins returned to Dickinson College in Carlisle, Pa. for training camp after a six-year hiatus, re-establishing a 32-year summer tradition (1963-94).

Redskins Relief Fund - Sept. 13, 2001

The Washington Redskins announced the establishment of the Redskins Relief Fund for the benefit of families of the victims of the September 11th

tragedy at the Pentagon. Over the course of the season, the Redskins raised over \$700,000.

Redskins Make NFL History - Nov. 25, 2001

Washington set an NFL record, becoming the first team in history to win five consecutive games after losing their first five. The Redskins would go on to win eight of the last 11 games, following the 0-5 start.

More Records for Davis - Jan. 6, 2002

Stephen Davis became the first Redskin in team history to rush for more than 1,000 yards for three consecutive seasons. He finished the 2001 campaign rushing for 1,432 yards on 356 carries, both career and team single-season records for the Pro Bowl running back.

Arrival of Head Ball Coach - Jan. 14, 2002

Owner Daniel M. Snyder announced former Heisman Trophy winner and offensive genius Steve Spurrier as the Washington Redskins 25th head coach. Marvin Lewis, with his proven track record of defensive success, is brought on board shortly thereafter as assistant head coach and defensive coordinator, making the Redskins a dangerous foe on both sides of the ball.

Allen Voted to the Hall - Feb. 2, 2002

George Allen, who coached the Washington Redskins from 1971 to 1977 and posted a record of 67-30-1 and led them to two NFC Championships, was voted into the NFL Hall of Fame. Allen, after being named one of the 70 Greatest Redskins of all time, was enshrined in the Hall on Aug. 4, 2002.

Kickoff Overseas - Aug. 3, 2002

Head Coach Steve Spurrier made his Redskins debut in a 38-7 victory over the San Francisco 49ers in the 2002 American Bowl in Osaka, Japan. The Redskins finished the game with 479 yards of offense, including 434 passing yards.

Off to a Good Start - 2002

Washington finished out the preseason with a 4-1 mark, setting a Redskins record with 164 preseason points. The previous team record was 156 points, set in 1975 in six games.

Naming 70 Greats - June 13, 2002

The 70 Greatest Redskins in team history were announced in June by a blue-ribbon panel, which selected the Washington Redskins' leading on-field contributors in celebration of the franchise's 70th Anniversary. Spanning the entire history of the team, since its founding in Boston in 1932, the 70 Greatest Redskins encompassed three head coaches and 67 players.

70th Anniversary Weekend - Oct. 2002

The 70 Greatest Redskins were honored in a weekend of festivities, culminating in a special halftime ceremony during a 31-26 Redskins victory over the Indianapolis Colts. The celebration reunited the 70 Greats with a black-tie gala event, an alumni and media brunch, dinner party and pre-game barbeque at FedEx Field. The anniversary season was also commemorated through "retro" uniforms worn at home games all year, featuring a one-season return to the team's spear-and-feather helmet logo, as well as jersey and pants colors and design that reflected back to the 1960s midpoint of the Redskins storied history.

Green's Last Game - Dec. 29, 2002

Darrell Green concluded his 20th and final season with the Redskins and the NFL, defeating the longtime rivals Dallas Cowboys, 20-14. During his 20 years, Green set an NFL record for consecutive seasons with at least one interception (19) and a Redskins team record for regular season games played (295) and started (258). In a special pre-game ceremony at the Dallas game, Green was honored by his teammates and by fans. His name was also added to the FedExField Ring of Fame.

IMPORTANT DATES

Downright Defensive – 2002

Under the guidance of assistant head coach and defensive coordinator Marvin Lewis, the Redskins finished the season ranked 5th in the NFL in total defense, an improvement from 10th during the 2001 season. The Redskins defense ranked in the league's top-10 for the last three seasons.

Consistently Coles - Oct. 12, 2003

With his six receptions against Tampa Bay, Laveranues Coles set a modern day NFL record for at least five receptions in 19 consecutive games.

Bruce Sacks Record - Dec. 7, 2003

Bruce Smith broke the NFL All-Time sack record against the N.Y. Giants. Smith finished his career with an impressive 200 sacks.

Spurrier Resigns - Dec. 30, 2003

Washington Redskins Steve Spurrier resigned as the 25th Head Coach in franchise history.

Gibbs Returns - Jan. 7, 2004

Redskins Owner Daniel M. Snyder announced that Joe Gibbs would return as Head Coach.

500th Win - Sept. 12, 2004

The Washington Redskins earned the 500th franchise victory, defeating Tampa Bay 16-10.

Gibbs - Oct. 23, 2005

Head Coach Joe Gibbs earned his 150th overall victory against the San Francisco 49ers, with a decisive 52-17 win.

Franchise Records – 2005

Wide receiver Santana Moss and running back Clinton Portis both set Redskins records at their respective positions. Moss broke Bobby Mitchell's record for most receiving yards in a season with 1,483. The previous mark was 1,436 set in 1963. Portis set a new record for rushing yards in a season with 1,516, previously held by Stephen Davis with 1,432 yards in 2001. Portis also recorded a franchise-high nine 100-yard rushing games in 2005.

Playoff Win - Jan. 7, 2005

The Redskins earned their first playoff victory since 1999, defeating the Tampa Bay Buccaneers by a score of 17-10 in the NFC Wild Card Playoff game in Tampa Bay.

Taylor Tragedy - Nov. 27, 2007

Redskins Pro Bowl safety Sean Taylor died one day after he is shot by an intruder in his Miami home. Taylor's death devastated coaches and teammates. Meanwhile, fans created a memorial outside the Redskins Park facility honoring Taylor's memory.

In Taylor's Memory - Dec. 2, 2007

Sadness swept over FedExField as the Redskins organization and its fans mourned the tragic death of safety Sean Taylor just five days earlier. Fans left flowers, cards and mementos at a makeshift memorial outside the stadium. The team hosted a pre-game tribute to Taylor, including a moving four-minute video on the Jumbotron. The Redskins lost to the Buffalo Bills, 17-16, but this was a day devoted to the memory of Taylor. A day after the game, the entire Redskins organization traveled to Miami for Taylor's funeral.

Gibbs Retirement - Jan. 8, 2008

Citing a need to spend more time with family, 67-year-old Hall of Fame Coach Joe Gibbs announced his retirement as Head Coach and President of the Washington Redskins.

Zorn Hired - Feb. 10, 2008

Redskins Owner Daniel M. Snyder welcomed Jim Zorn, a long-time Seattle Seahawks quarterback and assistant coach, as the franchise's 27th head coach, ushering in a new chapter in Redskins history.

Monk and Green Inducted - Aug. 2, 2008

Wide Receiver Art Monk and cornerback Darrell Green are inducted into the Pro Football Hall of Fame.

Zorn's First Win - Sept. 14, 2008

Head Coach Jim Zorn registered his first NFL victory as the Washington Redskins defeated the New Orleans Saints 29-24 in the regular season opener at FedExField.

Taylor Honored - Nov. 30, 2008

Sean Taylor was honored and placed in the Redskins Ring of Fame in an emotional pregame ceremony prior to the Redskins vs. Giants game. Taylor became the 43rd member to be inducted. Taylor's father Pedro, fiancé Jackie, daughter Jackie and mother Donna were present to celebrate the life and accomplishments of Taylor in front of a capacity crowd at FedExField.

Bruce Smith Inducted - Aug. 8, 2009

Defensive End Bruce Smith is inducted into the Pro Football Hall of Fame.

Allen Hired - Dec. 17, 2009

Bruce Allen is hired as Executive Vice President/General Manager.

Shanahan Takes Over - Jan. 6, 2010

Mike Shanahan, who won consecutive Super Bowls following the 1997 and 1998 seasons with the Denver Broncos, is hired as the Redskins' Executive Vice President/Head Coach.

Russ Grimm Inducted - Aug. 7, 2010

Russ Grimm becomes the first member of the beloved "Hogs" inducted into the Pro Football Hall of Fame.

Shanahan's First Win - Sept 12, 2010

Head Coach Mike Shanahan registered his first victory with the Redskins on Sunday Night Football at home against division-rival Dallas Cowboys, 13-7. Linebacker Brian Orakpo's pass rush drew a holding penalty that negated a Cowboys' touchdown on the final play of the game, giving the Redskins the win.

DeAngelo Hall Ties Interception Record - Oct. 24, 2010

Cornerback DeAngelo Hall tied an NFL record and Redskins record by totaling four interceptions against the Chicago Bears at Soldier Field in Week 7. He became the 19th NFL player and third Redskin to accomplish this feat in a game.

DeAngelo Hall Named Pro Bowl MVP - Jan. 30, 2011

Cornerback DeAngelo Hall, appearing in his third Pro Bowl, was named the game's MVP after he recorded an interception and returned a fumble 34 yards for a touchdown.

Hall of Fame Hanburger - Aug. 6, 2011

Legendary linebacker Chris Hanburger is inducted into the Pro Football Hall of Fame.

10th Year Anniversary of 9/11 - Sept. 11, 2011

The Redskins honor the victims of the Sept. 11, 2001 tragedy on the 10th anniversary of the terrorist attacks as the team hosts the New York Giants at FedExField in the 2011 season opener. Gen. Colin Powell tosses the ceremonial coin as the Redskins open the 2011 season with a 28-14 win against the eventual Super Bowl Champion Giants.

IMPORTANT DATES

Chris Cooley Becomes Redskins' Top Tight End - Sept. 11, 2011

Tight end Chris Cooley recorded two receptions against the New York Giants in the 2011 season opener to pass Jerry Smith for the franchise lead in receptions by a tight end.

Burgundy and Gold Goes Green - Sept. 18, 2011

The Redskins launch 8,000 solar panels at FedExField prior to the team's 22-21 win against the Arizona Cardinals. The panels were installed to be capable of meeting the stadium's power needs on non-game days and providing up to 20 percent of the needed electricity on game days – the equivalent of providing 300 homes with energy for a full year.

Richie Petitbon Recognized - Dec. 24, 2011

Former Redskins player and coach Richie Petitbon is inducted as the 45th member of the team's Ring of Fame.

Blockbuster Trade - March 10, 2012

The Redskins and the St. Louis Rams officially announce that they have agreed to a trade that gives Washington the rights to the No. 2 overall pick in the 2012 NFL Draft. The league formally approved the deal on March 14. On April 26, the Redskins go on to select eventual AP Offensive Rookie of the Year Robert Griffin III with that pick.

Celebrating 80 Years - May 10, 2012

From the inside of the newly built Redskins Indoor Training Facility, the Redskins launch their 80th Anniversary celebration. The organization would spend the offseason touring the D.C., Maryland and Virginia areas as part of its "Thank You Tour" to commemorate the anniversary with the fans. The event also featured the debut of the team's 1937-inspired alternate uniforms as well as the start of voting for the 10 newest additions to the 80 Greatest Redskins.

Clinton Portis Officially Retires - Aug. 23, 2012

Running back Clinton Portis officially announces his retirement from the NFL in a press conference at Redskins Park. He exited the NFL ranking second in Redskins history in rushing yardage (6,824), carries (1,667) and rushing touchdowns (46).

Welcome to the NFL, Rookie - Sept. 9, 2012

In Week 1 at New Orleans, Robert Griffin III becomes the first rookie to start at quarterback for the Redskins in Week 1 since Norm Snead on Sept. 17, 1961. Griffin III becomes the first player in NFL history to compile 300-plus passing yards, two or more passing touchdowns and no interceptions in an NFL debut, leading Washington to a 40-32 win against the Saints.

"10 for 80" Honored - Nov. 4, 2012

At halftime of the Redskins' Homecoming Game against Carolina, the Redskins honor the 10 members of the organization selected to complete the 80 Greatest Redskins. The honorees include LaVar Arrington, Bobby Beathard, Joe Bugel, Terry Hermeling, Jon Jansen, Roy Jefferson, Richie Petitbon, Clinton Portis, Chris Samuels and Sean Taylor.

Turkey Day Triumph - Nov. 22, 2012

The Redskins get their first Thanksgiving Day win in Dallas in team history, defeating the Cowboys, 38-31. Washington explodes for 28 second-quarter points, and quarterback Robert Griffin III - who had a four-touchdown game vs. Philadelphia a week earlier - throws four touchdown passes to become the first player in Redskins history to pass for four touchdowns in consecutive games.

Hawaii Bound - Dec. 26, 2012

The NFL announces that linebacker/special teamer Lorenzo Alexander, quarterback Robert Griffin III and tackle Trent Williams have been selected to the 2013 Pro Bowl. Linebackers Ryan Kerrigan and London Fletcher are later added to the roster, giving the Redskins five Pro Bowlers for the first time since 1996.

How The East Was Won; Morris Surpasses Portis - Dec. 30, 2012

Washington secures its first NFC East title in 13 years with a 28-18 win against the Dallas Cowboys in a win-or-go-home tilt at FedExField. The Redskins roll up 274 rushing yards in a game "flexed" into primetime by the NFL. In the process, rookie running back Alfred Morris rushes for 200 yards and pushes his season total to 1,613, breaking Clinton Portis' team record for rushing yards in a single season.

End of an Era - Jan. 11, 2013

After 30 seasons, the beloved "Hogettes" decide to hang up their snouts, floppy hats and dresses in announcing their intent to retire. The group says it will continue to help raise money for local children's charities, just in more "incognito" fashion.

Rookie of the Year - Feb. 2, 2013

Robert Griffin III is named AP Offensive Rookie of the Year, making him the third Rookie of the Year in team history and the first since Mike Thomas in 1975.

Road Trip to Richmond - July 25, 2013

The Redskins hold their first Training Camp session at the brand new Bon Secours Washington Redskins Training Camp Center in Richmond, Va. During the three-week span, more than 150,000 fans attend the team's inaugural camp in the capital.

Artful Performance By Garçon - Dec. 22, 2013

Wide receiver Pierre Garçon posts a career-high 11 receptions in Week 16 vs. Dallas, pushing his season total past Pro Football Hall of Famer Art Monk's team record for receptions in a single season (106 in 1984). Garçon would finish the season with a league-leading 113 receptions.

Here's Jay - Jan. 9, 2014

Jay Gruden is named the 29th head coach in franchise history. At 46 years of age, the former offensive coordinator for the Cincinnati Bengals becomes the team's youngest head coaching hire since hiring eventual Pro Football Hall of Famer Joe Gibbs at 40 years of age in 1981.

Jay's First Win - Sept. 14, 2014

Jay Gruden earns his first win as head coach as the defense runs wild in a 41-10 home win against the Jacksonville Jaguars. The unit tied a team record with 10 sacks, including a team-record-tying four-sack effort from linebacker Ryan Kerrigan.

Rypien in the Ring - Oct. 19, 2014

Super Bowl XXVI MVP Mark Rypien is inducted as the 46th member of the Redskins Ring of Fame at halftime of an overtime win against the Tennessee Titans on Alumni Homecoming Weekend.

McCloughan Hired - Jan. 8, 2014

The Redskins name esteemed talent evaluator Scot McCloughan as General Manager.

MILESTONE GAMES

100-YARD RUSHING GAMES

(ENTERING 2015)

Date	Player	Game	W/L/T	Att	Yds	TD
9/17/1989	Gerald Riggs	vs Philadelphia	L	29	221	1
10/8/1933	Cliff Battles	vs NY Giants	W	16	215	1
12/21/1985	George Rogers	at St Louis	W	34	206	1
1/31/1988	Timmy Smith	vs Denver	W	22	204	2
12/30/2012	Alfred Morris	vs Dallas	W	33	200	3
11/4/2007	Clinton Portis	at NY Jets	W	36	196	1
11/21/1976	Mike Thomas	at St Louis	W	31	195	1
10/29/1972	Larry Brown	at Giants	W	29	191	1
11/15/1959	Johnny Olszewski	vs Cleveland	L	18	190	1
12/12/1999	Stephen Davis	vs Arizona	W	37	189	1
1/15/1983	John Riggins	vs Minnesota	W	37	185	1
11/21/1999	Stephen Davis	vs NY Giants	W	33	183	1
10/19/2008	Clinton Portis	vs Cleveland	W	27	175	1
12/12/2010	Ryan Torain	vs Tampa Bay	L	24	172	0
10/17/2004	Clinton Portis	at Chicago	W	36	171	0
12/10/2006	Ladell Betts	vs Philadelphia	L	33	171	0
10/21/1945	Frank Akins	vs Philadelphia	W	24	168	2
11/1/1959	Don Bosseler	at Philadelphia	L	23	168	2
11/1/1942	Andy Farkas	vs Philadelphia	W	24	166	1
1/30/1983	John Riggins	vs Miami	W	38	166	1
12/5/1937	Cliff Battles	at NY Giants	W	25	165	2
10/19/1958	Johnny Olszewski	vs Green Bay	W	21	165	1
10/14/1984	John Riggins	vs Dallas	W	32	165	0
11/3/1985	Keith Griffin	at Atlanta	W	16	164	2
12/2/1990	Earnest Byner	vs Miami	W	32	157	3
12/3/2006	Ladell Betts	vs Atlanta	L	28	155	1
12/22/1990	Earnest Byner	at Indianapolis	L	31	154	0
9/19/1993	Reggie Brooks	at Philadelphia	L	22	154	1
12/17/1988	Jamie Morris	at Cincinnati	L	45	152	0
12/16/1979	John Riggins	at Dallas	L	22	151	2
12/9/1945	Frank Akins	vs NY Giants	W	23	150	1
10/17/1971	Larry Brown	vs St. Louis	W	25	150	0
12/16/1973	Larry Brown	vs Philadelphia	W	26	150	1
12/8/1985	George Rogers	at Philadelphia	W	36	150	1
12/15/1990	Earnest Byner	at New England	W	39	149	1
11/25/1951	Rob Goode	vs Los Angeles	W	23	148	2
9/24/1972	Larry Brown	vs St. Louis	W	26	148	0
1/6/2002	Stephen Davis	vs Arizona	W	38	148	1
9/12/2004	Clinton Portis	vs Tampa Bay	W	29	148	1
12/5/2004	Clinton Portis	vs NY Giants	W	31	148	1
10/23/1983	Joe Washington	vs Detroit	W	22	147	0
11/7/2004	Clinton Portis	at Detroit	W	34	147	0
12/17/1961	Dick James	vs Dallas	W	27	146	3
9/15/1996	Terry Allen	at NY Giants	W	27	146	1
12/7/1958	Don Bosseler	vs Pittsburgh	L	25	145	2
10/5/2008	Clinton Portis	at Philadelphia	W	29	145	1
10/30/1932	Cliff Battles	vs Chicago	T	24	144	0
11/8/1981	Joe Washington	vs Detroit	W	27	144	2
11/13/2005	Clinton Portis	at Tampa Bay	L	23	144	1
9/19/1976	Mike Thomas	vs Seattle	W	27	143	1
10/31/1999	Stephen Davis	vs Chicago	W	12	143	2
11/23/2008	Clinton Portis	at Seattle	W	29	143	0
11/4/2001	Stephen Davis	vs Seattle	W	32	142	1
8/31/1997	Terry Allen	at Carolina	W	25	141	2
10/1/2000	Stephen Davis	vs Tampa Bay	W	28	141	1
1/22/1983	John Riggins	vs Dallas	W	36	140	2
9/23/1984	John Riggins	at New England	W	33	140	1
10/23/1988	Kelvin Bryant	at Green Bay	W	27	140	0
11/29/1970	Larry Brown	vs NY Giants	L	17	139	0
11/7/2013	Alfred Morris	at Minnesota	L	26	139	0
12/7/1969	Larry Brown	at Philadelphia	W	19	138	1
10/14/2012	Robert Griffin III	vs Minnesota	W	13	138	2
11/11/2007	Clinton Portis	vs Philadelphia	L	30	137	0
12/14/1947	Jim Castiglia	vs Boston	W	19	136	2
11/27/1955	Leo Elter	at Pittsburgh	W	19	136	2
11/9/1958	Johnny Olszewski	vs Chi. Cardinals	W	19	136	1

10/18/1959	Don Bosseler	vs Pittsburgh	L	18	136	0
9/19/1982	John Riggins	at Tampa Bay	W	34	136	0
10/19/1987	Lionel Vital	at Dallas	W	26	136	0
12/4/2005	Clinton Portis	at St. Louis	W	27	136	2
10/17/1937	Cliff Battles	vs Pittsburgh	W	18	135	3
12/21/1980	Bobby Hammond	at St. Louis	W	17	135	0
10/2/2011	Ryan Torain	at St Louis	W	19	135	1
12/6/1987	George Rogers	at St. Louis	W	29	133	1
10/13/1991	Ricky Ervins	vs Cleveland	W	13	133	2
9/3/2000	Stephen Davis	vs Carolina	W	23	133	1
10/28/1933	Jim Musick	vs Pittsburgh	L	21	132	0
11/19/1933	Jim Musick	vs Green Bay	W	21	132	2
10/10/1937	Cliff Battles	vs Philadelphia	L	26	132	0
9/11/1938	Max Krause	at Philadelphia	W	6	132	2
12/24/2011	Evan Royster	vs Minnesota	L	19	132	0
9/3/1995	Terry Allen	vs Arizona	W	26	131	0
11/3/1935	Bill Shepherd	vs Philadelphia	L	19	129	1
12/5/1971	Larry Brown	vs Giants	W	25	129	2
12/24/2006	Ladell Betts	at St. Louis	L	29	129	2
10/12/2008	Clinton Portis	vs St. Louis	L	21	129	2
12/9/2012	Alfred Morris	vs Baltimore	W	23	129	1
11/23/1980	Wilbur Jackson	at Dallas	L	21	128	1
10/11/1987	Lionel Vital	at Giants	W	27	128	1
12/5/1993	Reggie Brooks	at Tampa Bay	W	20	128	1
10/23/1938	Andy Farkas	vs Philadelphia	W	21	126	2
10/11/1981	John Riggins	at Chicago	W	23	126	2
9/19/1999	Stephen Davis	at NY Giants	W	23	126	3
12/16/2007	Clinton Portis	at NY Giants	W	25	126	1
10/26/2008	Clinton Portis	at Detroit	W	24	126	0
12/11/2011	Roy Helu, Jr.	vs New England	L	27	126	0
9/20/1936	Cliff Battles	at Philadelphia	W	16	125	2
11/1/1987	George Rogers	at Buffalo	W	30	125	0
11/2/1997	Terry Allen	at Chicago	W	20	125	0
10/24/2010	Ryan Torain	at Chicago	W	21	125	0
11/23/2014	Alfred Morris	at San Francisco	L	21	125	1
11/12/1939	Andy Farkas	at Brooklyn	W	25	124	3
10/26/1975	Mike Thomas	at Cleveland	W	27	124	1
11/3/1985	George Rogers	at Atlanta	W	16	124	1
10/27/1996	Terry Allen	vs Indianapolis	W	22	124	3
11/10/1996	Terry Allen	vs Arizona	L	31	124	2
11/5/2000	Stephen Davis	at Arizona	L	30	124	1
9/24/2006	Ladell Betts	at Houston	W	16	124	1
12/3/2012	Alfred Morris	vs NY Giants	W	22	124	0
10/28/1951	Rob Goode	at Philadelphia	W	27	123	1
11/9/1975	Mike Thomas	at NY Giants	W	25	123	0
1/8/1984	John Riggins	vs San Francisco	W	36	123	2
11/6/1932	Oran Pape	vs Staten Island	W	4	122	1
10/21/1934	Cliff Battles	vs Philadelphia	W	6	122	1
12/17/1983	John Riggins	vs Giants	W	30	122	1
9/28/1997	Terry Allen	vs Jacksonville	W	36	122	0
11/14/1999	Stephen Davis	at Philadelphia	L	25	122	2
12/9/1990	Earnest Byner	vs Chicago	W	28	121	0
10/1/1995	Terry Allen	vs Dallas	W	30	121	1
9/11/2005	Clinton Portis	vs Chicago	W	21	121	0
9/28/2008	Clinton Portis	at Dallas	W	21	121	0
11/3/2013	Alfred Morris	vs San Diego	W	25	121	1
11/8/1953	Charley Justice	vs Chi. Cardinals	W	15	120	0
10/21/1979	John Riggins	vs Philadelphia	W	19	120	0
9/20/1992	Earnest Byner	vs Detroit	W	30	120	1
12/10/1995	Terry Allen	at NY Giants	L	30	120	1
12/24/2000	Stephen Davis	vs Arizona	W	27	120	0
10/21/2012	Alfred Morris	at NY Giants	L	22	120	0
11/22/1970	Larry Brown	vs Dallas	L	22	119	0
1/8/1983	John Riggins	vs Detroit	W	25	119	0
1/1/1984	John Riggins	vs LA Rams	W	25	119	3
1/8/2000	Stephen Davis	vs Detroit	W	15	119	2
12/17/2006	Ladell Betts	at New Orleans	W	22	119	0
10/19/1986	George Rogers	vs St. Louis	W	30	118	1
10/9/1988	Kelvin Bryant	at Dallas	W	23	118	1
1/2/2005	Ladell Betts	vs Minnesota	W	26	118	1
12/4/2005	Rock Cartwright	at St. Louis	W	9	118	0
11/10/1946	Dick Todd	vs Boston	W	14	117	2

MILESTONE GAMES

11/1/1993	Reggie Brooks	at Buffalo	L	24	117	1
11/18/1990	Earnest Byner	vs New Orleans	W	26	116	0
12/8/1991	Earnest Byner	at Phoenix	W	25	116	0
9/6/1993	Brian Mitchell	vs Dallas	W	21	116	2
12/22/2002	Ladell Betts	vs Houston	W	20	116	1
10/4/1933	Cliff Battles	at Pittsburgh	W	13	115	1
12/22/1973	Larry Brown	at Minnesota	L	29	115	1
10/7/1979	John Riggins	at Philadelphia	L	23	115	1
10/9/1983	John Riggins	at St. Louis	W	22	115	3
9/28/1986	George Rogers	vs Seattle	W	25	115	2
12/28/1986	George Rogers	vs LA Rams	W	29	115	1
11/30/2003	Trung Canidate	vs New Orleans	L	16	115	0
10/7/2012	Alfred Morris	vs Atlanta	L	18	115	0
9/27/1970	Larry Brown	at St. Louis	L	17	114	1
9/24/1978	John Riggins	vs NY Jets	W	21	114	0
11/11/1984	Keith Griffin	vs Detroit	W	32	114	0
10/13/1985	John Riggins	vs Detroit	W	21	114	3
10/22/2000	Stephen Davis	at Jacksonville	W	24	114	2
11/15/2009	Ladell Betts	vs Denver	W	26	114	1
10/31/1971	Larry Brown	vs New Orleans	W	20	113	0
10/1/1972	Larry Brown	at New England	L	20	113	0
1/1/2012	Evan Royster	at Philadelphia	L	20	113	0
9/30/2012	Alfred Morris	at Tampa Bay	W	21	113	1
11/22/2012	Alfred Morris	at Dallas	W	24	113	1
10/27/1985	John Riggins	at Cleveland	W	30	112	1
11/3/1991	Earnest Byner	vs Houston	W	21	112	1
12/18/2005	Clinton Portis	vs Dallas	W	23	112	0
1/1/2006	Clinton Portis	at Philadelphia	W	27	112	2
10/1/2006	Clinton Portis	vs Jacksonville	W	27	112	1
10/3/1971	Charlie Harraway	at Dallas	W	18	111	1
12/9/1984	John Riggins	at Dallas	W	24	111	1
9/11/1989	Gerald Riggs	vs NY Giants	L	24	111	0
9/1/1996	Terry Allen	vs Philadelphia	L	20	111	2
12/16/2001	Stephen Davis	vs Philadelphia	L	24	111	1
12/30/2001	Stephen Davis	at New Orleans	W	21	111	1
10/1/1967	Bobby Mitchell	vs NY Giants	W	21	110	1
10/4/1970	Larry Brown	at Philadelphia	W	27	110	1
10/25/1970	Larry Brown	vs Cincinnati	W	22	110	0
10/15/1972	Larry Brown	at St. Louis	W	23	110	0
10/5/1986	George Rogers	at New Orleans	W	31	110	1
10/22/1995	Terry Allen	vs Detroit	W	24	110	2
12/9/2001	Stephen Davis	at Arizona	W	26	110	1
11/3/2002	Kenny Watson	at Seattle	W	23	110	0
12/22/2002	Kenny Watson	vs Houston	W	20	110	0
12/18/2004	Clinton Portis	at San Francisco	W	35	110	0
9/15/1991	Earnest Byner	vs Phoenix	W	23	109	1
1/2/1993	Brian Mitchell	at Minnesota	W	16	109	1
9/12/1999	Stephen Davis	vs Dallas	L	24	109	2
10/18/2009	Clinton Portis	vs Kansas City	W	15	109	0
11/18/1951	Rob Goode	at Pittsburgh	W	22	108	2
12/9/1951	Rob Goode	at Chi. Cardinals	W	23	108	1
9/17/1978	John Riggins	at St. Louis	W	16	108	0
12/24/2005	Clinton Portis	vs NY Giants	W	27	108	1
11/27/2011	Roy Helu, Jr.	at Seattle	W	23	108	1
11/6/1949	Pete Stout	vs Pittsburgh	W	7	107	2
12/16/1951	Rob Goode	vs Pittsburgh	L	22	107	0
11/22/1973	Charlie Harraway	at Detroit	W	18	107	0
9/18/1988	Timmy Smith	vs Philadelphia	W	31	107	1
10/28/2001	Stephen Davis	vs NY Giants	W	29	107	0
9/15/2013	Alfred Morris	at Green Bay	L	13	107	0
11/12/1972	Larry Brown	vs NY Giants	W	30	106	2
11/14/1976	Mike Thomas	at NY Giants	L	24	106	0
10/19/1969	Larry Brown	vs NY Giants	W	17	105	0
9/18/1972	Larry Brown	at Minnesota	W	21	105	1
11/7/1993	Reggie Brooks	vs Indianapolis	W	21	105	0
12/11/2005	Clinton Portis	at Arizona	W	26	105	1
10/21/1951	Rob Goode	vs Cardinals	W	18	104	0
12/11/1955	Jim Monachino	vs Pittsburgh	W	15	104	0
12/5/1976	John Riggins	at NY Jets	W	19	104	1
10/13/1980	Wilbur Jackson	at Denver	L	12	104	1
9/20/1981	Wilbur Jackson	at St. Louis	L	22	104	0
9/30/1984	John Riggins	vs Philadelphia	W	28	104	1

10/7/1985	George Rogers	vs St. Louis	W	25	104	0
9/7/1986	George Rogers	vs Philadelphia	W	20	104	1
11/17/1986	George Rogers	vs San Francisco	W	24	104	1
1/4/1992	Ricky Ervins	vs Atlanta	W	23	104	1
9/8/2002	Stephen Davis	vs Arizona	W	26	104	1
11/26/2006	Ladell Betts	vs Carolina	W	24	104	0
12/30/2007	Clinton Portis	vs Dallas	W	25	104	2
10/24/1937	Cliff Battles	at Philadelphia	W	34	103	0
10/7/1985	John Riggins	vs St. Louis	W	17	103	0
10/9/2006	Clinton Portis	at Denver	L	20	103	0
9/24/1950	Rob Goode	at Green Bay	L	8	102	1
11/23/1969	Larry Brown	vs Atlanta	W	23	102	1
12/15/1974	Duane Thomas	vs Chicago	W	8	102	1
10/29/1950	Bill Dudley	at Philadelphia	L	11	101	0
10/11/1970	Larry Brown	vs Detroit	W	22	101	1
12/24/1972	Larry Brown	vs Green Bay	W	25	101	0
9/9/1991	Earnest Byner	at Dallas	W	22	101	0
9/29/1996	Terry Allen	vs NY Jets	W	20	101	2
10/23/2005	Clinton Portis	vs San Francisco	W	19	101	3
12/2/1951	Rob Goode	vs Philadelphia	L	16	100	2
11/21/1954	Billy Wells	at Cardinals	L	6	100	1
10/13/1975	Mike Thomas	vs St. Louis	W	18	100	2
9/11/1983	John Riggins	at Philadelphia	W	27	100	1
11/5/1984	John Riggins	vs Atlanta	W	32	100	2
9/5/1988	Timmy Smith	at NY Giants	L	20	100	0
9/24/1989	Jamie Morris	at Dallas	W	26	100	1
10/8/1989	Earnest Byner	vs Phoenix	W	14	100	0
12/6/1992	Earnest Byner	at NY Giants	W	20	100	2
10/17/2010	Ryan Torain	vs Indianapolis	L	20	100	2
12/4/2011	Roy Helu, Jr.	vs NY Jets	L	23	100	1

Rookies **bolded**

NO. OF 100-YARD RUSHING GAMES

Rank...Player	Games	
1	Clinton Portis	26
2	John Riggins	25
3	Larry Brown	21
4	Stephen Davis	19
5	Earnest Byner	12
5	George Rogers	12
5	Terry Allen	12
8	Alfred Morris	11
9	Cliff Battles	9
9	Ladell Betts	9
11	Rob Goode	8
12	Mike Thomas	6
13	Reggie Brooks	4
13	Ryan Torain	4
15	Andy Farkas	3
15	Don Bosseler	3
15	Johnny Olszewski	3
15	Roy Helu	3
15	Timmy Smith	3
15	Wilbur Jackson	3
21	Brian Mitchell	2
21	Charlie Harraway	2
21	Evan Royster	2
21	Frank Akins	2
21	Gerald Riggs	2
21	Jamie Morris	2
21	Jim Musick	2
21	Joe Washington	2
21	Keith Griffin	2
21	Kelvin Bryant	2
21	Kenny Watson	2
21	Lionel Vital	2
21	Ricky Ervins	2
34	Bill Dudley	1
34	Bill Shepher	1
34	Billy Wells	1
34	Bobby Hammond	1
34	Bobby Mitchell	1
34	Charley Justice	1
34	Dick James	1
34	Dick Todd	1
34	Duane Thomas	1
34	Jim Castiglia	1
34	Jim Monachino	1
34	Leo Elter	1
34	Max Krause	1
34	Oran Pape	1
34	Pete Stout	1
34	Robert Griffin III	1
34	Rock Cartwright	1
34	Trung Canidate	1

NO. OF PLAYERS51
TOTAL GAMES.....240

ENTERING 2015

Record when a Redskin rushes for 100 yards or more: 179-56-1

Record when two Redskins rush for 100 yards or more: 4-0

Games with two Redskins rushing for 100 yards or more:

27-10 win vs. STL, 10/7/85 (G. Rogers 104, J. Riggins 103)

44-10 win at ATL, 11/3/85 (K. Griffin 164, G. Rogers 124)

26-10 win vs. HOU, 12/22/02 (L. Betts 116, K. Watson 110)

24-9 win at STL, 12/4/05 (C. Portis 136, R. Cartwright 118)

MILESTONE GAMES

300-YARD PASSING GAMES

(ENTERING 2015)

Date	Player	Game	W/L/T	Att-Cmp-Yds-TD-INT
12/26/1999	Brad Johnson	at San Francisco	W	47-32-471-2-1
10/31/1948	Sammy Baugh	vs Boston	W	24-17-446-4-0
11/10/1991	Mark Rypien	vs Atlanta	W	31-16-442-6-0
9/11/1988	Doug Williams	vs Pittsburgh	W	52-30-430-2-1
9/21/2014	Kirk Cousins	at Philadelphia	L	48-30-427-3-1
9/19/2010	Donovan McNabb	vs Houston	L	38-28-426-1-0
11/17/1963	Norm Snead	vs Pittsburgh	L	40-23-424-2-2
10/27/1986	Jay Schroeder	at Giants	L	40-22-420-1-2
11/26/1967	Sonny Jurgensen	at Cleveland	L	50-32-418-3-1
10/2/1983	Joe Theismann	vs Raiders	W	39-23-417-3-0
11/28/1965	Sonny Jurgensen	vs Dallas	W	43-26-411-3-2
11/26/1989	Mark Rypien	vs Chicago	W	47-30-401-4-1
10/17/1983	Joe Theismann	at Green Bay	L	39-27-398-2-0
11/30/2014	Colt McCoy	at Indianapolis	L	47-31-392-3-0
9/20/1981	Joe Theismann	at St. Louis	L	37-25-388-4-1
10/11/1964	Sonny Jurgensen	vs Philadelphia	W	33-22-385-5-2
9/20/1998	Trent Green	at Seattle	L	54-27-383-2-2
9/12/1999	Brad Johnson	vs Dallas	L	33-20-382-2-0
9/12/1982	Joe Theismann	at Philadelphia	W	39-28-382-3-0
11/22/1998	Trent Green	vs Cardinals	L	49-30-382-4-1
9/18/1994	John Friesz	at Giants	L	50-32-381-2-2
12/15/2013	Kirk Cousins	at Atlanta	L	45-29-381-3-2
11/2/1986	Jay Schroeder	vs Minnesota	W	47-24-378-2-1
10/31/1943	Sammy Baugh	at Brooklyn	W	28-16-376-6-3
11/21/2010	Donovan McNabb	at Tennessee	W	50-30-376-1-1
12/6/2009	Jason Campbell	vs New Orleans	L	30-42-367-3-1
12/3/1967	Sonny Jurgensen	vs Philadelphia	T	50-30-366-4-2
9/28/1947	Sammy Baugh	at Philadelphia	L	34-21-364-5-2
10/29/1989	Mark Rypien	at Raiders	L	53-27-364-1-3
11/4/1990	Jeff Rutledge	at Detroit	W	42-30-363-1-0
1/12/1991	Mark Rypien	at San Francisco	L	48-27-361-1-3
10/10/2010	Donovan McNabb	vs Green Bay	L	49-26-357-1-1
9/14/2003	Patrick Ramsey	at Atlanta	W	39-25-356-2-0
11/23/1947	Sammy Baugh	vs Cardinals	W	33-25-355-6-2
12/12/1948	Sammy Baugh	at New York	W	42-25-354-3-3
10/12/2014	Kirk Cousins	at Arizona	L	38-24-354-2-3
12/8/1962	Norm Snead	at Baltimore	L	33-18-350-3-3
9/11/1989	Mark Rypien	vs Giants	L	32-22-349-2-1
12/1/1985	Jay Schroeder	vs San Francisco	L	58-30-348-0-2
9/21/2003	Patrick Ramsey	vs Giants	L	45-23-348-2-1
11/18/2007	Jason Campbell	at Dallas	L	54-33-348-2-1
11/13/1966	Sonny Jurgensen	vs Dallas	L	46-26-347-3-0
12/21/2001	Tony Banks	vs Carolina	W	30-17-346-1-1
12/22/1996	Gus Frerotte	vs Dallas	W	31-22-346-0-1
10/28/1962	Norm Snead	at Giants	L	40-17-346-4-3
10/29/1995	Gus Frerotte	vs Giants	L	44-24-345-0-4
12/14/1947	Sammy Baugh	vs Boston	W	41-25-343-3-1
9/21/1986	Jay Schroeder	at San Diego	W	36-16-341-1-0
9/27/2009	Jason Campbell	at Detroit	L	27-41-340-2-1
1/31/1988	Doug Williams	vs Denver	W	29-18-340-4-1
12/13/1981	Joe Theismann	vs Baltimore	W	36-23-339-2-1
11/2/1969	Sonny Jurgensen	at Baltimore	L	38-28-339-2-2
11/16/1969	Sonny Jurgensen	vs Dallas	L	35-24-338-4-4
10/3/1999	Brad Johnson	vs Carolina	W	33-20-337-4-0
1/2/2011	Rex Grossman	at Giants	L	44-26-336-2-1
12/28/2014	Robert Griffin III	vs Cowboys	L	41-27-336-1-2
10/4/1987	Ed Rubbert	vs St. Louis	W	24-14-334-3-1
10/22/1967	Sonny Jurgensen	at Rams	T	41-18-334-4-0
10/8/1989	Mark Rypien	vs Phoenix	W	42-23-333-3-1
12/1/1963	Norm Snead	vs Baltimore	L	33-18-332-1-2
9/10/1984	Joe Theismann	at San Francisco	L	43-24-331-2-0
11/29/1987	Jay Schroeder	vs Giants	W	46-28-331-3-2
10/16/2005	Mark Brunell	at Kansas City	L	41-25-331-3-0
10/1/2006	Mark Brunell	vs Jacksonville	W	30-18-329-3-1
12/16/2012	Kirk Cousins	at Cleveland	W	37-26-329-2-1
9/9/2013	Robert Griffin III	vs Philadelphia	L	49-30-329-2-2
10/26/2008	Jason Campbell	at Detroit	W	28-23-328-1-0
9/8/2002	Shane Matthews	vs Arizona	W	40-28-327-3-1
10/15/1967	Sonny Jurgensen	at Atlanta	T	41-28-326-3-2
9/22/2013	Robert Griffin III	vs Detroit	L	50-32-326-0-1
11/17/1991	Mark Rypien	at Pittsburgh	W	28-21-325-2-0
11/23/1986	Jay Schroeder	vs Dallas	W	31-16-325-2-1
9/5/1983	Joe Theismann	vs Dallas	L	38-28-325-2-1
9/27/2004	Mark Brunell	vs Dallas	L	43-25-325-2-0
9/17/1967	Sonny Jurgensen	at Philadelphia	L	46-25-324-1-0
10/31/1983	Joe Theismann	at San Diego	W	46-25-324-1-1
9/30/2012	Robert Griffin III	at Tampa Bay	W	35-26-323-2-0
10/9/2005	Mark Brunell	at Denver	L	53-30-322-2-0
12/19/2010	Rex Grossman	at Dallas	L	43-25-322-4-2
9/14/2008	Jason Campbell	vs New Orleans	W	36-24-321-1-0
12/7/1975	Billy Kilmer	at Atlanta	W	38-25-320-3-1
10/13/2002	Patrick Ramsey	vs New Orleans	L	43-21-320-1-4
9/9/2012	Robert Griffin III	at New Orleans	W	26-19-320-2-0
9/15/2013	Robert Griffin III	at Green Bay	L	40-26-320-3-1
11/29/1964	Sonny Jurgensen	vs Giants	W	43-24-319-4-0
9/13/1981	Joe Theismann	vs Giants	L	48-27-318-1-1
11/27/2011	Rex Grossman	at Seattle	W	35-26-314-2-2
11/14/1999	Brad Johnson	at Philadelphia	L	33-18-313-2-3
11/25/1984	Joe Theismann	vs Buffalo	W	33-26-311-2-1
11/18/1990	Mark Rypien	vs New Orleans	W	38-26-311-4-0
10/20/1963	Norm Snead	at Pittsburgh	L	28-13-309-1-3
9/26/1971	Billy Kilmer	at Giants	W	32-23-309-2-0
12/7/1986	Jay Schroeder	vs Giants	L	51-28-309-1-6
12/11/1966	Sonny Jurgensen	at Dallas	W	33-18-308-3-1
11/23/1987	Doug Williams	vs Rams	L	46-24-308-2-1
12/11/1949	Sammy Baugh	at Rams	L	48-29-308-3-2
10/19/1980	Joe Theismann	vs St. Louis	W	31-21-307-2-1
11/22/1964	Sonny Jurgensen	vs Dallas	W	33-20-307-1-1
11/9/1980	Joe Theismann	at Chicago	L	34-24-305-2-2
9/11/2011	Rex Grossman	vs Giants	W	34-21-305-2-0
11/22/2012	Robert Griffin III	at Dallas	W	27-19-304-4-1
10/16/1988	Mark Rypien	vs Phoenix	W	27-15-303-4-1
10/13/1974	Sonny Jurgensen	vs Miami	W	39-26-303-2-3
9/25/1988	Mark Rypien	at Phoenix	L	41-26-303-3-1
1/1/1984	Joe Theismann	vs Rams	W	23-18-302-2-0
11/7/1976	Joe Theismann	at San Francisco	W	32-20-302-3-2
12/10/1989	Mark Rypien	vs San Diego	W	39-23-302-2-1
11/2/1975	Billy Kilmer	vs Dallas	W	39-21-301-3-4
11/25/2007	Jason Campbell	at Tampa Bay	L	49-30-301-1-2
11/23/1969	Sonny Jurgensen	vs Atlanta	W	32-26-300-2-1

Rookies bolded

NO. OF 300-YARD PASSING GAMES

Rank	Player	300-yd. Games
1	Sonny Jurgensen	15
2	Joe Theismann	14
3	Mark Rypien	11
4	Sammy Baugh	7
4	Jay Schroeder	7
4	Robert Griffin III	7
7	Jason Campbell	6
8	Norm Snead	5
9	Brad Johnson	4
9	Mark Brunell	4
9	Rex Grossman	4
9	Kirk Cousins	4
13	Billy Kilmer	3
13	Donovan McNabb	3
13	Doug Williams	3
13	Patrick Ramsey	3
17	Gus Frerotte	2
17	Trent Green	2
19	Ed Rubbert	1
19	Jeff Rutledge	1
19	John Friesz	1
19	Shane Matthews	1
19	Tony Banks	1
19	Colt McCoy	1
NO. OF PLAYERS		24
TOTAL GAMES		110

ENTERING 2015

Record when a Redskin passes for 300 yards or more:
54-53-3

Fewest attempts in a 300-yard game:
23, Joe Theismann (1/1/84, vs. LA Rams)

Fewest completions in a 300-yard game:
13, Norm Snead (10/20/63, at Pittsburgh)

MILESTONE GAMES

100-YARD RECEIVING GAMES

(ENTERING 2015)

Date	Player	Game	Result	Rec.	Yds.	TD
10/4/1987	Anthony Allen	vs St. Louis	W	7	255	3
10/27/1986	Gary Clark	at NY Giants	L	11	241	1
12/15/1985	Art Monk	vs Cincinnati	W	13	230	1
11/17/1963	Bobby Mitchell	vs Pittsburgh	L	11	218	2
10/31/1943	Wilbur Moore	at Brooklyn	W	7	213	2
9/28/1947	Hugh Taylor	at Philadelphia	L	8	212	3
10/22/2000	Albert Connell	at Jacksonville	W	7	211	3
10/21/2001	Rod Gardner	vs Carolina	W	6	208	1
11/10/1991	Gary Clark	vs Atlanta	W	4	203	3
9/10/1984	Art Monk	at San Francisco	L	10	200	0
11/7/1976	Frank Grant	at San Francisco	W	11	200	0
11/13/1966	Charley Taylor	vs Dallas	L	11	199	2
12/8/1963	Bobby Mitchell	at NY Giants	L	8	197	1
9/18/1994	Henry Ellard	at NY Giants	L	10	197	1
12/7/1952	Hugh Taylor	at NY Giants	W	6	196	3
12/12/1948	Hugh Taylor	at NY Giants	W	9	194	2
1/31/1988	Ricky Sanders	vs Denver	W	9	193	2
10/20/1985	Gary Clark	at NY Giants	L	11	193	0
12/11/1994	Henry Ellard	at Arizona	L	8	191	1
12/13/1987	Gary Clark	vs Dallas	W	9	187	1
10/11/1964	Bobby Mitchell	vs Philadelphia	W	12	183	2
10/2/1983	Charlie Brown	vs LA Raiders	W	11	180	1
9/14/2003	Laveranues Coles	at Atlanta	W	11	180	1
9/27/2009	Santana Moss	at Detroit	L	10	178	1
9/21/1986	Art Monk	at San Diego	W	7	174	0
10/20/1963	Bobby Mitchell	at Pittsburgh	L	4	173	0
10/16/2005	Santana Moss	at Kansas City	L	10	173	2
11/3/2013	Pierre Garçon	vs San Diego	W	7	172	0
1/1/1984	Charlie Brown	vs LA Rams	W	6	171	0
9/24/1961	Fred Dugan	at Philadelphia	L	6	168	1
11/19/1961	Bill Anderson	at Dallas	T	10	168	0
11/4/1990	Art Monk	at Detroit	W	13	168	0
12/17/1989	Ricky Sanders	at Atlanta	W	7	167	0
9/27/2004	Rod Gardner	vs Dallas	L	10	167	2
11/10/1991	Art Monk	vs Atlanta	W	7	164	2
10/10/1965	Bobby Mitchell	vs St. Louis	L	8	164	1
12/26/1987	Ricky Sanders	at Minnesota	W	8	164	2
9/14/2008	Santana Moss	vs New Orleans	W	7	164	1
1/12/1991	Art Monk	at San Francisco	L	10	163	1
9/9/2007	Antwaan Randle El	vs Miami	W	5	162	0
9/25/1994	Henry Ellard	at Atlanta	L	6	162	1
10/28/1945	Steve Bagarus	at NY Giants	W	8	162	0
9/30/1990	Gary Clark	at Phoenix	W	8	162	2
12/12/1937	Wayne Millner	at Chicago	W	9	160	2
12/24/2005	Santana Moss	vs NY Giants	W	5	160	3
9/12/1999	Michael Westbrook	vs Dallas	L	5	159	1
9/19/2005	Santana Moss	at Dallas	W	5	159	2
10/31/1948	Dick Todd	vs Boston	W	5	158	2
10/28/1962	Bobby Mitchell	at NY Giants	L	5	158	2
10/14/1962	Bobby Mitchell	at St. Louis	T	7	158	1
10/29/1989	Ricky Sanders	at LA Raiders	L	12	158	1
10/6/2014	DeSean Jackson	vs Seattle	L	5	157	1
12/26/1982	Charlie Brown	at New Orleans	W	4	156	2
11/16/1969	Charley Taylor	vs Dallas	L	6	155	1
11/10/1974	Charley Taylor	at Philadelphia	W	9	155	1
9/17/1989	Gary Clark	vs Philadelphia	L	4	153	2
10/21/1973	Charley Taylor	vs St. Louis	W	7	153	1
11/14/1999	Michael Westbrook	at Philadelphia	L	4	152	1
11/23/1986	Gary Clark	vs Dallas	W	8	152	1
10/13/1996	Henry Ellard	at New England	W	8	152	1
11/26/1989	Art Monk	vs Chicago	W	9	152	2
9/17/1950	Hugh Taylor	at Baltimore	W	5	150	3
10/2/1966	Bobby Mitchell	vs Pittsburgh	W	6	150	2
12/1/1985	Art Monk	vs San Francisco	L	8	150	0
12/23/1989	Gary Clark	at Seattle	W	9	149	1
10/22/1967	Charley Taylor	at Los Angeles	T	3	148	1

12/13/1981	Art Monk	vs Baltimore	W	7	148	1
9/30/1962	Bobby Mitchell	vs St. Louis	W	7	147	2
11/27/1983	Charlie Brown	vs Philadelphia	W	7	147	1
10/21/1962	Bobby Mitchell	at Philadelphia	W	8	147	2
12/31/1972	Charley Taylor	vs Dallas	W	7	146	2
11/19/1939	Andy Farkas	vs Chi. Cardinals	W	3	145	2
12/11/1966	Charley Taylor	at Dallas	W	4	145	1
9/11/1988	Ricky Sanders	vs Pittsburgh	W	5	145	1
11/8/1981	Virgil Seay	vs Detroit	W	8	145	0
10/29/1989	Gary Clark	at LA Raiders	L	8	145	1
12/3/1967	Jerry Smith	vs Philadelphia	T	9	145	2
9/8/2008	Santana Moss	at Dallas	W	8	145	0
9/21/1986	Gary Clark	at San Diego	W	6	144	1
10/30/1949	Harold Crisler	at NY Bulldogs	T	8	144	0
9/17/1967	Charley Taylor	at Philadelphia	L	8	144	0
12/23/2013	Pierre Garçon	vs Dallas	L	11	144	1
9/11/1989	Ricky Sanders	vs NY Giants	L	6	143	1
10/26/1947	Eddie Saenz	vs Chicago	L	9	143	1
9/15/2013	Pierre Garçon	at Green Bay	L	8	143	1
10/4/1958	John Carson	at Chi. Cardinals	L	8	142	1
9/24/1950	Howie Livingston	at Green Bay	L	4	141	2
10/2/1988	Ricky Sanders	vs NY Giants	L	7	141	2
10/7/1984	Art Monk	at Indianapolis	W	8	141	3
12/16/1962	Dick James	vs Pittsburgh	L	5	140	2
11/20/1983	Charlie Brown	at LA Rams	W	8	140	1
10/3/1999	Michael Westbrook	vs Carolina	W	8	140	2
10/26/2008	Santana Moss	at Detroit	W	9	140	1
11/2/1952	Hugh Taylor	vs Pittsburgh	L	4	139	1
11/28/1965	Charley Taylor	vs Dallas	W	7	139	1
10/10/1976	Frank Grant	vs Kansas City	L	8	138	1
10/1/2006	Santana Moss	vs Jacksonville	W	4	138	3
9/21/2014	Pierre Garçon	at Philadelphia	L	11	138	1
9/12/1999	Albert Connell	vs Dallas	L	4	137	1
1/8/1984	Charlie Brown	vs San Francisco	W	5	137	1
12/18/1966	Jerry Smith	vs Philadelphia	L	7	137	2
12/13/1971	Roy Jefferson	at Los Angeles	W	8	137	2
10/9/1949	Hugh Taylor	vs NY Giants	L	4	136	2
12/16/1984	Art Monk	vs St. Louis	W	11	136	2
10/27/2014	DeSean Jackson	at Dallas	W	6	136	0
12/7/1975	Frank Grant	at Atlanta	W	5	135	1
9/16/1962	Bobby Mitchell	at Dallas	T	6	135	2
10/29/1995	Leslie Shepherd	vs NY Giants	L	7	135	0
11/22/1998	Michael Westbrook	vs Arizona	L	10	135	3
10/3/1999	Albert Connell	vs Carolina	W	5	134	2
10/1/1972	Charley Taylor	at New England	L	7	134	2
9/12/1982	Art Monk	at Philadelphia	W	8	134	1
9/30/1979	Danny Buggs	at Atlanta	W	10	134	0
10/20/2013	Jordan Reed	vs Chicago	W	9	134	1
9/20/1998	Michael Westbrook	at Seattle	L	7	132	2
11/4/1990	Gary Clark	at Detroit	W	8	132	1
9/23/1973	Charley Taylor	at St. Louis	L	9	132	1
11/4/1990	Ricky Sanders	at Detroit	W	11	132	0
12/17/1989	Art Monk	at Atlanta	W	6	131	2
9/8/2002	Rod Gardner	vs Arizona	W	7	131	1
11/18/1990	Gary Clark	vs New Orleans	W	8	131	2
12/6/1987	Gary Clark	at St. Louis	W	5	130	1
12/4/1994	Desmond Howard	at Tampa Bay	L	5	130	1
9/26/1948	Harold Crisler	vs Pittsburgh	W	6	130	0
11/18/1985	Art Monk	vs NY Giants	W	7	130	0
11/17/1991	Art Monk	at Pittsburgh	W	8	130	1
12/7/1986	Kelvin Bryant	vs NY Giants	L	13	130	1
12/15/1991	Gary Clark	vs NY Giants	W	3	129	2
12/13/1986	Art Monk	at Denver	L	6	129	1
15/15/2013	Pierre Garçon	at Atlanta	L	7	129	1
9/20/1981	Art Monk	at St. Louis	L	4	128	1
12/4/1988	Ricky Sanders	at Philadelphia	W	10	128	1
11/10/1940	Dick Todd	at Brooklyn	L	7	126	0
11/24/1996	Michael Westbrook	vs San Francisco	L	7	126	0
1/11/1987	Art Monk	at NY Giants	L	8	126	0
12/20/2014	DeSean Jackson	vs Philadelphia	W	4	126	0
9/26/1971	Charley Taylor	at NY Giants	W	6	125	2

MILESTONE GAMES

10/24/1971	Charley Taylor	at Kansas City	L	7	125	2
12/26/1999	Michael Westbrook	at San Francisco	W	7	125	1
11/23/1997	Michael Westbrook	vs NY Giants	T	9	125	0
11/9/2003	Laveranues Coles	vs Seattle	W	5	125	1
11/28/1982	Charlie Brown	vs Philadelphia	W	3	124	1
11/27/1966	Charley Taylor	vs NY Giants	W	6	124	2
10/11/1970	Charley Taylor	vs Detroit	W	6	124	2
11/9/1980	Art Monk	at Chicago	L	8	124	0
11/26/1989	Gary Clark	vs Chicago	W	8	124	1
9/6/1981	Joe Washington	vs Dallas	L	10	124	1
9/26/2010	Santana Moss	at St. Louis	L	6	124	1
9/27/1959	Bill Anderson	at Chi. Cardinals	L	6	123	0
11/2/1986	Gary Clark	vs Minnesota	W	6	123	1
9/27/1981	Terry Metcalf	at Philadelphia	L	8	123	0
11/26/1967	Charley Taylor	at Cleveland	L	11	123	2
12/3/2006	Santana Moss	vs Atlanta	L	7	123	1
11/30/2014	Jordan Reed	at Indianapolis	L	9	123	0
12/8/1962	Leroy Jackson	at Baltimore	L	3	122	1
9/15/1963	Bobby Mitchell	at Cleveland	L	4	122	1
9/24/2000	Albert Connell	at NY Giants	W	4	122	0
12/8/2002	Derrius Thompson	vs NY Giants	L	6	122	0
12/30/1984	Art Monk	vs Chicago	L	10	122	0
10/3/2004	Laveranues Coles	at Cleveland	L	7	122	0
10/22/1950	Hugh Taylor	vs Chi. Cardinals	L	4	121	3
9/15/1968	Gerry Allen	at Chicago	W	4	121	1
10/10/1943	Wilbur Moore	vs Brooklyn	W	5	121	2
11/26/2000	James Thrash	vs Philadelphia	L	5	121	1
11/9/1958	Jim Podoley	vs Chi. Cardinals	W	5	121	2
11/18/2007	Santana Moss	at Dallas	L	9	121	1
11/13/1988	Craig McEwen	vs Chicago	L	3	120	0
12/13/1970	Jon Henderson	vs Philadelphia	W	6	120	1
12/17/1988	Ricky Sanders	at Cincinnati	L	6	120	1
10/8/1961	Fred Dugan	at Cleveland	L	7	120	0
11/2/2014	DeSean Jackson	at Minnesota	L	4	120	1
12/15/1974	Frank Grant	vs Chicago	W	4	119	0
11/19/1978	John McDaniel	vs St. Louis	L	4	119	1
11/14/1948	Harold Crisler	vs Detroit	W	5	119	0
11/8/1987	Gary Clark	at Philadelphia	L	5	119	1
10/20/1996	Henry Ellard	vs NY Giants	W	5	119	0
12/11/1983	Art Monk	at Dallas	W	6	119	1
9/18/1966	Bobby Mitchell	at St. Louis	L	9	119	1
11/7/2013	Pierre Garçon	at Minnesota	L	7	119	1
12/7/1947	Eddie Saenz	at NY Giants	L	7	118	1
10/16/1949	Harold Crisler	vs NY Bulldogs	W	7	118	3
12/12/1965	Bobby Mitchell	vs NY Giants	L	8	118	1
12/21/1985	Gary Clark	at St. Louis	W	8	118	1
12/7/1980	Clarence Harmon	vs San Diego	W	12	118	0
9/14/2003	Rod Gardner	at Atlanta	W	9	118	1
10/10/2010	Santana Moss	vs Green Bay	L	7	118	0
10/29/1944	Joe Aguirre	vs Chi. Cardinals	W	3	117	2
11/25/1962	Dick James	vs NY Giants	L	5	117	2
9/24/1937	Wayne Millner	vs Chi. Cardinals	L	7	117	0
11/29/1964	Preston Carpenter	vs NY Giants	W	7	117	1
9/21/2014	DeSean Jackson	at Philadelphia	L	5	117	1
11/28/1968	Jerry Smith	at Dallas	L	6	116	1
12/13/1998	Albert Connell	at Carolina	W	8	116	1
12/1/1985	Gary Clark	vs San Francisco	L	10	116	0
10/9/2005	Santana Moss	at Denver	L	8	116	0
9/13/1964	Bobby Mitchell	vs Cleveland	L	4	115	0
11/29/1984	Calvin Muhammad	at Minnesota	W	5	115	1
12/30/2007	Santana Moss	vs Dallas	W	8	115	1
11/20/2011	Jabar Gaffney	vs Dallas	L	7	115	1
10/12/2014	DeSean Jackson	at Arizona	L	3	115	1
11/17/1968	Charley Taylor	vs Dallas	L	5	114	2
10/15/1967	Bobby Mitchell	at Atlanta	T	6	114	1
9/24/1989	Art Monk	at Dallas	W	6	114	0
1/26/1992	Gary Clark	vs Buffalo	W	7	114	1
12/20/1992	Ricky Sanders	at Philadelphia	L	7	114	1
12/2/1962	Bobby Mitchell	vs Philadelphia	L	8	114	0
10/2/1953	Hugh Taylor	at Philadelphia	T	4	113	2
11/8/1964	Bobby Mitchell	at Cleveland	L	7	113	2

1/26/1992	Art Monk	vs Buffalo	W	7	113	0
11/30/1947	Bob Nussbaumer	at Boston	L	8	113	1
10/15/1939	Andy Farkas	vs Pittsburgh	W	3	112	1
10/13/1963	Bobby Mitchell	vs Philadelphia	L	3	112	2
10/22/1995	Henry Ellard	vs Detroit	W	6	112	1
11/29/1987	Gary Clark	vs NY Giants	W	7	112	1
10/23/2005	Santana Moss	vs San Francisco	W	5	112	1
10/19/1952	Hugh Taylor	at Pittsburgh	W	3	111	2
10/3/1949	Hugh Taylor	at Pittsburgh	W	5	111	2
11/18/1979	Danny Buggs	vs Dallas	W	5	111	0
10/29/1995	Henry Ellard	vs NY Giants	L	6	111	0
10/13/1974	Roy Jefferson	vs Miami	W	7	111	1
10/2/1954	Hugh Taylor	at Pittsburgh	L	8	111	0
11/6/1966	Charley Taylor	at Baltimore	L	8	111	1
12/18/2004	Rod Gardner	at San Francisco	W	6	111	0
12/16/1984	Calvin Muhammad	vs St. Louis	W	5	110	0
10/8/1995	Henry Ellard	at Philadelphia	L	5	110	2
11/23/1969	Charlie Harraway	vs Atlanta	W	6	110	1
1/8/1983	Alvin Garrett	vs Detroit	W	6	110	3
11/29/1998	Stephen Davis	at Oakland	W	7	110	1
10/17/1999	Albert Connell	at Arizona	W	8	110	0
10/12/1969	Bob Long	vs St. Louis	W	9	110	0
1/3/2010	Malcolm Kelly	at San Diego	L	5	109	0
11/21/1948	Harold Crisler	at Philadelphia	L	2	109	2
11/9/1975	Frank Grant	at NY Giants	W	2	109	1
11/29/1970	Walt Roberts	vs NY Giants	L	4	109	1
9/14/1998	Michael Westbrook	vs San Francisco	L	5	109	0
10/30/1949	Hugh Taylor	at NY Bulldogs	T	6	109	1
12/8/1985	Art Monk	at Philadelphia	W	7	109	0
10/5/2008	Chris Cooley	at Philadelphia	W	8	109	1
9/9/2012	Pierre Garçon	at New Orleans	W	4	109	2
12/26/1943	Wilbur Moore	at Chicago	L	5	108	0
12/6/1959	Bill Anderson	vs Philadelphia	L	5	108	1
12/5/1999	Michael Westbrook	at Detroit	L	5	108	1
10/23/1994	Henry Ellard	at Indianapolis	W	6	108	0
10/19/1987	Craig McEwen	at Dallas	W	7	108	0
11/23/1969	Bob Long	vs Atlanta	W	10	108	0
11/22/1964	Angelo Coia	vs Dallas	W	6	107	1
9/1/1991	Gary Clark	vs Detroit	W	6	107	1
12/8/1962	Bobby Mitchell	at Baltimore	L	7	107	0
11/20/1994	Desmond Howard	at Dallas	L	7	107	1
11/22/1998	Leslie Shepherd	vs Arizona	L	7	107	1
10/4/1959	Bill Anderson	at Pittsburgh	W	3	106	1
11/3/1940	James Johnston	vs Pittsburgh	W	4	106	2
11/2/1958	Joe Walton	at Pittsburgh	L	4	106	1
10/4/1992	Gary Clark	at Phoenix	L	4	106	0
12/12/1954	Hugh Taylor	vs Chi. Cardinals	W	5	106	3
9/28/1975	Roy Jefferson	vs NY Giants	W	5	106	2
12/26/1999	Albert Connell	at San Francisco	W	5	106	0
11/26/1967	Bobby Mitchell	at Cleveland	L	6	106	1
11/3/1985	Art Monk	at Atlanta	W	6	106	1
10/1/1967	Charley Taylor	vs NY Giants	W	7	106	0
9/20/1981	Ricky Thompson	at St. Louis	L	7	106	2
10/31/1983	Art Monk	at San Diego	W	7	106	0
9/16/1990	Gary Clark	at San Francisco	L	7	106	0
10/13/1991	Art Monk	vs Cleveland	W	7	106	1
9/4/2003	Laveranues Coles	vs NY Jets	W	5	106	0
11/13/2011	Leonard Hankerson	at Miami	L	8	106	0
11/21/2010	Santana Moss	at Tennessee	W	6	106	1
12/3/2012	Pierre Garçon	vs NY Giants	W	8	106	1
12/14/1958	Bill Anderson	vs Philadelphia	W	3	105	1
10/9/1966	Charley Taylor	vs Atlanta	W	3	105	1
12/16/1973	Larry Brown	vs Philadelphia	W	3	105	3
10/17/1983	Art Monk	at Green Bay	L	5	105	0
11/2/1975	Frank Grant	vs Dallas	W	6	105	1
11/11/1984	Calvin Muhammad	vs Detroit	W	7	105	0
9/4/1994	Henry Ellard	vs Seattle	L	7	105	0
9/21/2003	Laveranues Coles	vs NY Giants	L	7	105	0
10/14/2007	Chris Cooley	at Green Bay	L	9	105	1
9/11/2011	Fred Davis	vs NY Giants	W	5	105	0
11/6/2011	Roy Helu, Jr.	vs San Francisco	L	14	105	0

MILESTONE GAMES

11/18/2001	Michael Westbrook	at Denver	W	9	104	1
10/13/1957	Jim Podoley	vs NY Giants	L	3	104	1
12/11/1988	Terry Orr	vs Dallas	L	3	104	1
9/27/1998	Michael Westbrook	vs Denver	L	3	104	1
10/28/1984	Art Monk	at NY Giants	L	4	104	0
10/6/1957	John Carson	at Cardinals	W	5	104	1
10/14/1984	Calvin Muhammad	vs Dallas	W	5	104	1
12/13/1981	Virgil Seay	vs Baltimore	W	7	104	1
10/4/1970	Jerry Smith	at Philadelphia	W	8	104	1
11/25/1984	Art Monk	vs Buffalo	W	11	104	1
10/31/1948	Tom Farmer	vs Boston	W	5	103	0
11/12/1967	Bobby Mitchell	vs San Francisco	W	5	103	0
11/10/1985	Art Monk	vs Dallas	L	5	103	0
9/28/1986	Art Monk	vs Seattle	W	5	103	0
11/18/1945	Steve Bagarus	vs Chicago	W	6	103	1
11/23/1947	Paul McKee	vs Chi. Cardinals	W	7	103	2
12/8/1968	Jerry Smith	vs Cleveland	L	7	103	1
12/11/1988	Art Monk	vs Dallas	L	7	103	0
12/30/2006	Santana Moss	vs NY Giants	L	6	103	1
10/1/1950	Hugh Taylor	vs Pittsburgh	L	4	102	1
10/26/1947	Joe Duckworth	vs Chicago	L	5	102	2
11/2/1986	Art Monk	vs Minnesota	W	6	102	1
11/5/2000	James Thrash	at Arizona	L	6	102	0
10/22/1967	Jerry Smith	at Los Angeles	T	7	102	3
10/19/1970	Charley Taylor	at Oakland	L	7	102	1
11/26/1967	A.D. Whitfield	at Cleveland	L	8	102	0
9/13/1987	Gary Clark	vs Philadelphia	W	8	102	0
10/8/1989	Art Monk	vs Phoenix	W	8	102	1
10/13/1940	Dick Todd	vs Chi. Cardinals	W	2	101	1
9/11/1989	Gary Clark	vs NY Giants	L	6	101	0
10/31/1983	Charlie Brown	at San Diego	W	8	101	0
11/12/1967	Jerry Smith	vs San Francisco	W	9	101	2
9/5/1983	Alvin Garrett	vs Dallas	L	10	101	0
12/6/2009	Devin Thomas	vs New Orleans	L	7	100	2
11/15/1953	Hugh Taylor	vs Chicago	L	2	100	1
10/31/1943	Joe Aguirre	at Brooklyn	W	4	100	2
11/3/1963	Bobby Mitchell	at Dallas	L	5	100	0
11/15/1970	Charley Taylor	at NY Giants	L	5	100	1
10/13/1957	John Carson	vs NY Giants	L	6	100	1
10/22/1972	Larry Brown	vs Dallas	W	7	100	1
12/5/1982	Art Monk	vs Dallas	L	7	100	0
9/7/1986	Gary Clark	vs Philadelphia	W	7	100	0
1/9/1993	Gary Clark	at San Francisco	L	7	100	0
11/10/2002	Rod Gardner	at Jacksonville	L	7	100	1
10/7/2007	Antwaan Randle El	vs Detroit	W	7	100	0
12/19/2010	Anthony Armstrong	at Dallas	L	5	100	0

Rookies **bolded**

NO. OF 100-YARD RECEIVING GAMES

Rank...	Player	Games
1	Art Monk	36
2	Gary Clark	28
3	Bobby Mitchell	23
4	Charley Taylor	22
5	Santana Moss	17
6	Hugh Taylor	15
7	Michael Westbrook	12
8	Ricky Sanders	11
9	Henry Ellard	10
10	Pierre Garçon	8
10	Charlie Brown	8
12	Albert Connell	7
12	Jerry Smith	7
14	Frank Grant	6
14	Rod Gardner	6
14	DeSean Jackson	6
17	Bill Anderson	5
17	Harold Crisler	5
17	Laveranues Coles	5
20	Calvin Muhammad	4
21	Dick Todd	3
21	John Carson	3
21	Roy Jefferson	3
21	Wilbur Moore	3
25	Alvin Garrett	2
25	Andy Farkas	2
25	Antwaan Randle El	2
25	Bob Long	2
25	Chris Cooley	2
25	Craig McEwen	2
25	Danny Buggs	2
25	Desmond Howard	2
25	Dick James	2
25	Eddie Saenz	2
25	Fred Dugan	2
25	James Thrash	2
25	Jim Podoley	2
25	Joe Aguirre	2
25	Larry Brown	2
25	Leslie Shepherd	2
25	Steve Bagarus	2
25	Virgil Seay	2
25	Wayne Millner	2
25	Jordan Reed	2
45	A.D. Whitfield	1
45	Angelo Coia	1
45	Anthony Allen	1
45	Anthony Armstrong	1
45	Bob Nussbaumer	1
45	Charlie Harraway	1
45	Clarence Harmon	1
45	Derrius Thompson	1
45	Devin Thomas	1
45	Fred Davis	1
45	Gerry Allen	1
45	Howie Livingston	1
45	Jabar Gaffney	1
45	James Johnston	1
45	Joe Duckworth	1
45	Joe Walton	1
45	Joe Washington	1
45	John McDaniel	1
45	Jon Henderson	1
45	Kelvin Bryant	1
45	Leonard Hankerson	1
45	Leroy Jackson	1
45	Malcolm Kelly	1
45	Paul McKee	1
45	Preston Carpenter	1
45	Ricky Thompson	1
45	Roy Helu	1
45	Stephen Davis	1
45	Terry Metcalf	1
45	Terry Orr	1
45	Tom Farmer	1
45	Walt Roberts	1
NO. OF PLAYERS		76
TOTAL GAMES		325

Record when at least one Redskin registers 100 or more receiving yards:
150-132-9

Record when only one Redskin registers 100 or more receiving yards:
133-119-7

Record when only two Redskins register 100 or more receiving yards:
16-12-2

Record when three Redskins register 100 or more receiving yards:
1-1

Record when at least one Redskin registers 150 or more receiving yards:
36-25-2

Record when at least one Redskin registers 200 or more receiving yards:
7-4

OVERTIME GAMES

In 1974, the NFL established overtime to decide regular season games. Since then, the Redskins have compiled a 25-14-1 record in overtime games.

Nov. 2, 1975 - RFK Stadium
Washington 30, Dallas 24

Ken Houston returned a Roger Staubach interception 14 yards, and Billy Kilmer scored the winning touchdown after 6:34 of overtime action.

Nov. 16, 1975 - Busch Stadium
St. Louis 20, Washington 17

The Cards scored with 20 seconds remaining on a catch by Mel Gray to force overtime. St. Louis won the coin toss and marched to set up a 37-yard Jim Bakken field goal to win after seven minutes of play.

Nov. 23, 1975 - RFK Stadium
Oakland 26, Washington 23

George Blanda's 27-yard field goal decided the contest after 7:13.

Sept. 27, 1976 - Veterans Stadium
Washington 20, Philadelphia 17

Mark Moseley's 29-yard field goal won the Monday night game with 12:49 elapsed in overtime.

Nov. 12, 1978 - RFK Stadium
Washington 16, New York Giants 13

Washington won on Moseley's 45-yard field goal after 3:32 elapsed.

Nov. 15, 1981 - Giants Stadium
Washington 30, New York Giants 27

Moseley kicked a 49-yard field goal on the game's final play to force overtime and a 48-yard field goal to win with 3:44 elapsed.

Sept. 12, 1982 - Veterans Stadium
Washington 37, Philadelphia 34

The Redskins sent the game into overtime on a 48-yard field goal by Moseley with :01 to play. Moseley won the game with a 26-yarder.

Nov. 2, 1986 - RFK Stadium
Washington 44, Minnesota 38

Jay Schroeder engineered a four-play, 63-yard drive ending with a Gary Clark 38-yard touchdown pass.

Dec. 26, 1987 - Metrodome
Washington 27, Minnesota 24

Ricky Sanders' 51-yard touchdown reception from Doug Williams with less than two minutes remaining tied the score at 24. Ali Haji-Sheikh kicked the 26-yard game-winning field goal after Sanders' 36-yard kickoff return in overtime.

Dec. 17, 1988 - Riverfront Stadium
Cincinnati 20, Washington 17

Jim Breech connected from 20 yards out seven minutes into sudden death.

Nov. 4, 1990 - Pontiac Silverdome
Washington 41, Detroit 38

Chip Lohmiller's 34-yard field goal 9:10 into overtime capped the Redskins comeback that equalled the team's greatest in history. Down by 21 points in the third quarter and 17 points entering the fourth, Jeff Rutledge's 12-yard run tied the game with :18 seconds remaining.

Nov. 3, 1991 - RFK Stadium
Washington 16, Houston 13

Darrell Green intercepted a Warren Moon pass which set-up Lohmiller's 41-yard field goal 5:01 into overtime moving the Redskins to a 9-0 record. The Oilers tied the game with less than two minutes in regulation and had a chance to win after Brian Mitchell fumbled the kickoff, but Ian Howfield's 33-yard attempt sailed wide left.

Oct. 16, 1994 - RFK Stadium
Arizona 19, Washington 16

Arizona scored the tying touchdown with :19 left in regulation. Arizona's game-winner was set up by Terry Hoage, who intercepted a Heath Shuler pass and returned it 12 yards to the 23. Peterson kicked the game-winning 29-yard field goal.

Oct. 8, 1995 - Veterans Stadium
Philadelphia 37, Washington 34

Down 10 points in the 4th quarter, Gus Frerotte guided the Redskins back with a touchdown pass to Henry Ellard and Eddie Murray's 46-yard field goal tied it up with :52 left. In OT, Washington stalled on its opening drive and the Eagles' Gary Anderson won the game with a 35-yard field goal.

Oct. 22, 1995 - RFK Stadium
Washington 36, Detroit 30

Trailing 30-27, Eddie Murray's 39-yard field goal tied it with :04 to play. Darrell Green's seven-yard interception return of a Scott Mitchell pass for a touchdown 3:41 into overtime ended the game.

Nov. 10, 1996 - RFK Stadium
Arizona 37, Washington 34

In one of the most bizarre games in Redskins history, the Skins led by 14 points in the fourth quarter only to squander the lead. The Cardinals won the coin toss and drove to the Redskins 15, only to have Kevin Butler miss. The Skins' Scott Blanton booted the apparent 38-yard game-winner, but a holding penalty forced a retry from 48 that went wide left. Arizona then missed a 29-yarder that was negated because the Redskins were offside. Butler's third attempt was good from 32 yards.

Nov. 24, 1996 - RFK Stadium
San Francisco 19, Washington 16

San Francisco's William Floyd's 1-yard touchdown run tied the game in regulation. After winning the coin toss in overtime, the 49ers' Jeff Wilkins hit a 38-yard field goal to win.

Sept. 14, 1997 - Jack Kent Cooke Stadium
Washington 19, Arizona 13

In the inaugural game at Jack Kent Cooke Stadium, the Redskins won with 13:24 left in overtime when Gus Frerotte, sidestepping a heavy rush, threw a 40-yard strike to a leaping Michael Westbrook in the end zone. The winning points were set up two plays earlier when rookie defensive end Kenard Lang forced a fumble and rookie linebacker recovers on the Redskins 35-yard line.

Nov. 23, 1997 - Jack Kent Cooke Stadium
Washington 7, NY Giants 7

In overtime, the Redskins turned the ball over three times, but the defense forced two punts and the Giants missed a 54-yard field goal. With under two minutes remaining, the Redskins drove to the Giants 36-yard line, but a 54-yard field goal attempt fell short with 11 seconds left in overtime.

OVERTIME GAMES

Sept. 12, 1999 - FedExField

Dallas 41, Washington 35

Dallas stopped the Skins' first overtime drive and then scored on a 76-yard bomb from Troy Aikman to Rocket Ismail.

Nov. 28, 1999 - FedExField

Washington 20, Philadelphia 17

Brett Conway's game-winning 27-yard FG was set up by a 48-yard kick-off return by James Thrash, which opened the overtime period. The Eagles never had the ball.

Dec. 26, 1999 - 3Com Park

Washington 26, San Francisco 20

The Redskins overcame a 10-point fourth quarter deficit to win their ninth game of the year and clinch the NFC East. Brad Johnson's QB sneak from the 1-yard line with 3:28 left in regulation sent the game into the extra period. On the opening drive, Johnson connected with Larry Centers for a 33-yard TD.

Oct. 1, 2000 - FedExField

Washington 20, Tampa Bay 17

Tampa Bay forced the overtime when Martin Gramatica connected on a 42-yard field goal as the regulation clock fell to 0:00. 10:51 into the extra period, Deion Sanders ignited the crowd with a 57-yard punt return, setting up the game winning 20-yard field goal by Michael Husted.

Oct. 21, 2001 - FedExField

Washington 17, Carolina 14

Placekicker Brett Conway kicked a 23-yard field goal in overtime to seal the Redskins' first victory of the season and the first under Marty Schottenheimer, 17-14. The Redskins forced overtime by overcoming a 14-point deficit in the fourth quarter thanks to a 67-yard interception return for touchdown by LaVar Arrington and an 85-yard touchdown pass from Tony Banks to Rod Gardner.

Sept. 21, 2003 - FedExField

New York Giants 24, Washington 21

With less than five minutes left in regulation, Washington overcame a 21-10 deficit to send the game into overtime. The Giants won the toss and drove downfield from their own 6-yard line. Kicker Matt Bryant connected on a 29-yard field goal to cap off New York's first scoring drive since the second quarter and seal the 24-21 victory.

Oct. 2, 2005 - FedExField

Washington 20, Seattle 17

With a chance to win the game at the end of regulation with 0:01 left on the clock, Seattle kicker Josh Brown missed a 47-yard field goal, sending the game into overtime. After winning the coin toss, the Redskins went on a 5:31 drive that culminated with a Nick Novak 39-yard field goal to seal Washington's victory over the Seahawks.

Nov. 27, 2005 - FedExField

San Diego 23, Washington 17

San Diego running back LaDainian Tomlinson scored a 32-yard touchdown run with 3:37 remaining to tie the game at 17 apiece. With 0:35 remaining, the Redskins had an opportunity to take the lead with a 53-yard field goal but the ball sailed wide right. In overtime, San Diego ran two plays that culminated in a 41-yard touchdown run, again by Tomlinson to seal the victory.

Oct. 1, 2006 - FedExField

Washington 36, Jacksonville 30

Jacksonville sent the game into overtime with :06 on the clock when kicker Josh Scobee connected on a 41-yard field goal. Washington won the coin toss and proceeded to take the ball 80 yards on three plays for the game-winning score. Quarterback Mark Brunell connected with wide receiver Santana Moss for a 68-yard touchdown pass to seal the win.



Dec. 24, 2006 - Edward Jones Dome

St. Louis 37, Washington 31

Washington kicker Shaun Suisham nailed a field goal with 1:15 remaining in regulation to tie the score at 31 and send it into overtime. St. Louis came back in overtime and, six minutes into the extra time, running back Steven Jackson took a handoff 21 yards for the game winning touchdown.

Sept. 9, 2007 - FedExField

Washington 16, Miami 13

In overtime, the Redskins won the coin toss and elected to receive. Running backs Clinton Portis and Ladell Betts combined for 46 rushing yards and quarterback Jason Campbell completed a key third-down pass to tight end Chris Cooley, keeping the drive alive. As soon as the Redskins got into field goal range, kicker Shaun Suisham nailed the 39-yard field goal to seal the victory.

Nov. 4, 2007 - Meadowlands

Washington 23, New York Jets 20

Jets kicker Mike Nugent connected on a 30-yard field goal with 0:15 left in regulation to tie the game at 20-20 and send the game into overtime. Washington running back Clinton Portis bulldozed his way down the field in overtime, setting up the game-winning 46-yard field goal by kicker Shaun Suisham.

Dec. 6, 2009 - FedExField

New Orleans 33, Washington, 30

Saints quarterback Drew Brees drove 80 yards at the end of regulation to tie the game at 30-30. In overtime, the Saints marched down the field setting up an 18-yard field goal by kicker Garrett Hartley to seal the victory.

Sept. 19, 2010 - FedExField

Houston 30, Washington 27

After holding the Texans on the first possession of overtime, the Redskins drove to the Houston 34-yard line, but kicker Graham Gano pushed a 52-yard attempt wide right. On the ensuing drive, Neil Rackers connected on a 35-yard field goal to give Houston the win.

OVERTIME GAMES

Oct. 10, 2010 – FedExField
Washington 16, Green Bay 13

LaRon Landry intercepted an Aaron Rodgers pass on Green Bay's second overtime possession and the Redskins drove 24 yards to set up a game-winning 33-yard field goal by kicker Graham Gano in the team's Week 5 win against the eventual Super Bowl champions.



Nov. 21, 2010 – LP Field
Washington 19, Tennessee 16

After missing a potential game-winning field goal at the end of regulation, Gano redeemed himself in overtime, capping off a 10-play, 57-yard drive with a 48-yarder on the Redskins' first overtime possession to secure a 19-16 road win.

Dec. 26, 2010 – EverBank Field
Washington 20, Jacksonville 17

A 20-yard touchdown run by Jacksonville quarterback David Garrard in the final three minutes of regulation helped the Jaguars force overtime. Jacksonville won the toss and elected to receive, but on their third offensive play of overtime, cornerback Kevin Barnes intercepted Garrard, setting up Gano for a 31-yard game-winning field goal.

Nov. 20, 2011 – FedExField
Dallas 27, Washington 24

Redskins quarterback Rex Grossman lofted a perfect fade to receiver Donté Stallworth in the corner of the end zone with 14 seconds remaining in regulation to force overtime. The Redskins missed a 52-yard field goal attempt on the first possession of overtime, and Dallas responded as kicker Dan Bailey hit a 39-yard field goal above the right upright for a Dallas victory.

Dec. 9, 2012 – FedExField
Washington 31, Baltimore 28

Baltimore took an eight-point lead with less than five minutes to play, but Washington quarterbacks Robert Griffin III and Kirk Cousins led a 13-play, 88-yard drive to tie the game at 28-28. Cousins, in place of an injured Griffin III, threw an 11-yard touchdown pass to Pierre Garçon and followed it with a two-point conversion on a quarterback draw. In overtime, Washington forced the eventual Super Bowl champion Ravens to go three-and-out, and after a 64-yard punt return by rookie Richard Crawford, kicker Kai Forbath (below) hit a 34-yard game-winning field goal.



Nov. 3, 2013 – FedExField
Washington 30, San Diego 24

Leading 24-21 on Homecoming Weekend, the Redskins' defense faced first-and-goal from its own 1-yard line with 21 seconds remaining. After stopping Danny Woodhead on first down, the Redskins forced two Philip Rivers incompletions and forced the Chargers to settle for a game-tying 19-yard field goal by Nick Novak. Washington took the ball on the first possession of overtime and promptly drove 78 yards in 10 plays, winning the game on fullback Darrel Young's team-record-tying third rushing touchdown of the day.

Oct. 27, 2014 – AT&T Stadium
Washington 20, Dallas 17

Led by quarterback Colt McCoy in his first start with the team, the Redskins earned their first overtime win against the rival Cowboys since Nov. 2, 1975. On Monday Night Football, McCoy completed 25-of-30 passes for 299 yards, including engineering a nine-play, 58-yard drive culminating in a 40-yard Kai Forbath field goal on overtime's first possession. Rookie cornerback Bashaud Breland batted away a fourth down pass on the ensuing Cowboys possession, giving the Redskins a 20-17 win.

PRESEASON RESULTS (SINCE 1961)

1961 (0-5)

8/11....vs. Los Angeles.....7-26 ..L.....
 8/19....vs. Chicago.....13-29 ..L..... Charleston, SC
 8/26....vs. Baltimore.....7-41 ..L..... Norfolk, VA
 9/2....vs. Philadelphia.....10-17 ..L..... Bristol, TN
 9/9....vs. Green Bay.....24-31 ..L..... Columbus, GA

1962 (1-4)

8/11....at Los Angeles.....7-37 ..L.....
 8/16....vs. Baltimore.....14-34 ..L.....
 8/25....vs. Philadelphia.....7-24 ..L..... Charlotte, NC
 9/1....vs. Chicago.....29-28 ..W..... Norfolk, VA
 9/8....vs. Green Bay.....14-20 ..L..... Columbus, GA

1963 (0-4)

8/15....vs. Chicago.....26-28 ..L.....
 8/24....vs. Philadelphia.....13-41 ..L..... Charlotte, NC
 8/31....vs. Baltimore.....13-27 ..L..... Norfolk, VA
 9/6....vs. Green Bay.....17-28 ..L.....

1964 (2-3)

8/8....vs. Detroit.....27-28 ..L..... Charlotte, NC
 8/15....vs. Chicago.....13-14 ..L..... Richmond, VA
 8/22....vs. NY Giants.....27-24 ..W..... Ithaca, NY
 8/27....vs. Baltimore.....14-41 ..L.....
 9/5....vs. St. Louis.....17-10 ..W..... Norfolk, VA

1965 (3-3)

8/3....vs. Philadelphia.....37-0W..... Hershey, PA
 8/12....vs. Chicago.....30-31 ..L.....
 8/21....vs. St. Louis.....13-7W..... Richmond, VA
 8/28....vs. Minnesota.....16-20 ..L..... Charlotte, NC
 9/4....vs. Baltimore.....23-33 ..L..... Norfolk, VA
 9/12....vs. Detroit.....20-3W..... Canton, OH

1966 (1-3)

8/3....vs. Baltimore.....0-35L.....
 8/20....vs. Chicago.....10-24 ..L..... Norfolk, VA
 8/26....vs. Minnesota.....27-30 ..L..... Cleveland, OH
 9/3....vs. Philadelphia.....35-20 ..W.....

1967 (4-1)

8/9....vs. Chicago.....37-14 ..W.....
 8/19....vs. NY Giants.....31-13 ..W..... Raleigh, NC
 8/26....at Boston.....13-7W.....
 8/31....vs. Baltimore.....17-23 ..L.....
 9/9....vs. Pittsburgh.....16-10 ..W..... Norfolk, VA

1968 (3-3)

8/1....at Houston.....3-9L.....
 8/10....vs. Atlanta.....16-14 ..W..... Tampa, FL
 8/16....vs. Baltimore.....13-15 ..L.....
 8/24....vs. Chicago.....13-45 ..L..... Raleigh, NC
 8/29....vs. Detroit.....16-10 ..W.....
 9/7....vs. Pittsburgh.....24-17 ..W..... Norfolk, VA

1969 (2-4)

8/2....vs. Chicago.....13-7W.....
 8/8....at Buffalo.....17-21 ..L.....
 8/23....at Atlanta.....24-7W.....
 8/30....vs. Detroit.....20-21 ..L..... Tampa, FL
 9/6....vs. Cleveland.....10-20 ..L.....
 9/14....at Philadelphia.....17-26 ..L.....

1970 (5-1)

8/8....at Cincinnati.....12-27 ..L.....
 8/16....at Boston.....45-21 ..W.....
 8/21....vs. Atlanta.....21-13 ..W.....
 8/28....vs. Buffalo.....27-0W.....
 9/5....vs. Miami.....26-21 ..W..... Tampa, FL
 9/12....vs. Baltimore.....17-14 ..W.....

1971 (2-3-1)

8/7....at San Diego.....10-19 ..L.....
 8/14....at Denver.....17-13 ..W.....
 8/21....vs. St. Louis.....20-13 ..W.....
 8/28....vs. Baltimore.....14-20 ..L.....
 9/4....at Miami.....10-27 ..L.....
 9/11....vs. Cincinnati.....17-17 ..T.....

1972 (2-3-1)

8/4....vs. Baltimore.....33-3W..... Tampa, FL
 8/11....vs. Denver.....41-0W.....
 8/18....vs. Philadelphia.....34-10 ..W.....
 8/25....at Detroit.....10-23 ..L.....
 8/31....vs. Miami.....24-27 ..L.....
 9/9....at Pittsburgh.....10-10 ..T.....

1973 (5-1)

8/3....vs. Detroit.....14-17 ..L.....
 8/10....vs. Denver.....14-10 ..W.....
 8/17....at Buffalo.....37-21 ..W.....
 8/25....vs. Baltimore.....20-3W.....
 9/2....at New England.....35-14 ..W.....
 9/9....vs. Chicago.....17-3W.....

1974 (2-4)

8/2....vs. New England.....17-21 ..L.....
 8/9....vs. Houston.....3-48L.....
 8/18....vs. Buffalo.....15-16 ..L.....
 8/24....at Cleveland.....20-17 ..W.....
 8/30....vs. Pittsburgh.....19-21 ..L.....
 9/6....vs. Baltimore.....7-6W.....

1975 (4-3)

8/2....vs. Cincinnati.....17-9W..... Canton, OH
 8/8....vs. Atlanta.....14-16 ..L.....
 8/16....at Houston.....13-24 ..L.....
 8/22....vs. Cleveland.....23-14 ..W.....
 8/29....vs. Detroit.....34-13 ..W.....
 9/7....vs. New York Jets.....31-35 ..L.....
 9/12....vs. Baltimore.....24-10 ..W.....

1976 (2-4)

7/31....at Atlanta.....17-10 ..W.....
 8/6....at Baltimore.....3-20L.....
 8/14....vs. Pittsburgh.....7-27L.....
 8/21....at Kansas City.....20-23 ..L.....
 8/28....at New York Jets.....38-7W.....
 9/3....vs. Chicago.....7-9L.....

1977 (4-2)

8/8....at Cleveland.....16-14 ..W.....
 8/13....at Miami.....15-27 ..L.....
 8/18....vs. Kansas City.....13-7W.....
 8/27....at Green Bay.....13-9W.....
 9/4....at New England.....7-45L.....
 9/9....vs. New York Jets.....14-7W.....

1978 (2-2)

8/5....at Minnesota.....13-20 ..L.....
 8/11....vs. Green Bay.....20-12 ..W.....
 8/18....at Baltimore.....17-16 ..W.....
 8/25....vs. Atlanta.....7-10L.....

1979 (2-2)

8/4....at Tampa Bay.....9-7W.....
 8/11....at Denver.....6-13L.....
 8/18....at Atlanta.....16-6W.....
 8/24....vs. Cleveland.....9-21L.....

1980 (3-1)

8/9....at Baltimore.....13-3W.....
 8/18....at Cleveland.....12-3W.....
 8/23....vs. Oakland.....34-17 ..W.....
 8/29....at Tampa Bay.....6-11L.....

1981 (3-1)

8/7....vs. Kansas City.....16-10 ..W.....
 8/14....vs. Minnesota.....27-13 ..W.....
 8/22....at Baltimore.....13-7W.....
 8/30....at New England.....10-19 ..L.....

1982 (0-4)

8/14....at Miami.....7-24L.....
 8/21....at Tampa Bay.....13-28 ..L.....
 8/27....vs. Buffalo.....14-20 ..L.....
 9/3....at Cincinnati.....21-28 ..L.....

1983 (2-2)

8/6....at Atlanta.....10-13 ..L.....
 8/12....vs. Cincinnati.....27-23 ..W.....
 8/19....vs. Miami.....7-38L.....
 8/27....at Buffalo.....27-19 ..W.....

1984 (2-2)

8/4....at Denver.....16-13 ..W.....
 8/10....vs. L.A. Raiders.....20-21 ..L.....
 8/17....vs. New England.....27-31 ..L.....
 8/25....at New Orleans.....14-6W.....

1985 (4-0)

8/10....at Atlanta.....17-14 ..W.....
 8/18....at L.A. Raiders.....14-9W.....
 8/23....vs. New England.....37-36 ..W.....
 8/30....at Tampa Bay.....20-7W.....

1986 (3-1)

8/10....at New England.....7-18L.....
 8/15....vs. Pittsburgh.....27-24 ..W.....
 8/23....at Tampa Bay.....21-13 ..W.....
 8/29....vs. Atlanta.....29-21 ..W.....

1987 (3-1)

8/14....vs. Pittsburgh.....23-17 ..W.....
 8/22....vs. Green Bay.....30-0W..... Madison, WI
 8/29....at Tampa Bay.....10-17 ..L.....
 9/5....at L.A. Rams.....26-14 ..W.....

1988 (3-1)

8/5....vs. Pittsburgh.....31-44 ..L.....
 8/13....at Miami.....27-10 ..W.....
 8/20....at L.A. Raiders.....45-27 ..W.....
 8/27....vs. Atlanta.....34-17 ..W..... Birmingham, AL

PRESEASON RESULTS (SINCE 1961)

1989 (4-1)

8/5.....vs. Buffalo31-6 ... W Canton, OH
 8/12....at Pittsburgh.....21-14 .. W
 8/21....at Minnesota.....13-24 .. L
 8/25....vs. Miami35-21 .. W
 9/1.....at New Orleans.....26-21 .. W

1990 (3-1)

8/11....vs. Atlanta27-31 .. L.... (Chapel Hill, NC)
 8/17....vs. Pittsburgh.....27-24 .. W
 8/25....at Cleveland.....31-13 .. W
 8/31....vs. L.A. Rams.....37-10 .. W

1991 (1-3)

8/4.....at Pittsburgh.....7-13 L.....
 8/10....at New England.....27-6 W
 8/16....vs. Cleveland21-24 (OT) L
 8/24....vs. New York Jets.....9-13 L..... Columbia, SC

1992 (1-4)

8/1.....vs. Miami21-22 .. L..... Orlando, FL
 8/8.....at New York Jets.....13-14 .. L.....
 8/16....vs. San Francisco.....15-17 .. L..... London
 8/22....at L.A. Raiders.....27-23 .. W
 8/29....vs. Minnesota0-30 L.....

1993 (3-1)

8/9.....vs. Cleveland41-12 .. W
 8/14....at Miami.....10-19 .. L.....
 8/22....at Pittsburgh.....10-3 W
 8/27....vs. New York Jets.....17-3 W

1994 (1-3)

8/8.....at Buffalo.....11-13 .. L.....
 8/12....vs. Kansas City14-17 .. L.....
 8/18....at New England.....17-27 .. L.....
 8/26....vs. Pittsburgh.....22-21 .. W

1995 (1-3)

8/5.....at Kansas City.....21-37 .. L.....
 8/12....vs. Houston.....16-13 .. W Nashville, TN
 8/19....at Miami.....12-27 .. L.....
 8/25....at Green Bay.....23-35 .. L.....

1996 (1-3)

8/2.....at Buffalo.....17-7 W
 8/9.....at Detroit.....25-34 .. L.....
 8/16....vs. Cincinnati7-28 L.....
 8/23....at New England.....19-27 .. L.....

1997 (3-1)

8/2.....at Tampa Bay.....20-8 W
 8/9.....at Tennessee.....18-12 .. W
 8/16....at Atlanta.....35-31 .. W
 8/21....at Miami.....7-28 L.....

1998 (1-3)

8/8.....vs. Miami16-19 .. L.....
 8/15....at Tennessee.....27-24 .. W
 8/22....vs. New England.....17-20 .. L.....
 8/28....at Buffalo.....17-27 .. L.....

1999 (3-1)

8/13....at New England.....20-14 .. W
 8/20....vs. Buffalo20-19 .. W
 8/28....at Pittsburgh.....27-14 .. W
 9/3.....vs. Tampa Bay.....13-16 .. L.....

2000 (3-1)

8/4.....at Tampa Bay.....12-13 .. L.....
 8/11....vs. New England30-20 .. W
 8/19....at Cleveland.....24-0 W
 8/25....vs. Pittsburgh.....17-10 .. W

2001 (1-3)

8/12....at Kansas City.....0-20 L.....
 8/17....vs. Atlanta6-27 L.....
 8/24....vs. Cleveland27-25 .. W
 8/30....at New England.....13-33 .. L.....

2002 (4-1)

8/3.....vs. San Francisco.....38-7 W Osaka, Japan
 8/10....at Carolina37-30 .. W
 8/18....vs. Pittsburgh.....35-34 .. W
 8/24....at Tampa Bay.....40-10 .. W
 8/29....vs. New England14-28 .. L.....

2003 (1-3)

8/9.....at Carolina0-20 L.....
 8/16....vs. New England13-20 .. L.....
 8/23....vs. Baltimore.....24-3 W
 8/28....at Jacksonville.....15-17 .. L.....

2004 (3-2)

8/9.....vs. Denver20-17 .. W Canton, OH
 8/14....vs. Carolina.....20-23 .. L.....
 8/21....at Miami.....17-0 W
 8/27....at St. Louis3-28 L.....
 9/3.....vs. Atlanta27-0 W

2005 (1-3)

8/13....at Carolina10-28 .. L.....
 8/19....vs. Cincinnati17-24 .. L.....
 8/26....vs. Pittsburgh.....17-10 .. W
 9/1.....at Baltimore.....20-26 (OT) L.....

2006 (0-4)

8/13....at Cincinnati.....3-19 L.....
 8/19....vs. New York Jets.....14-27 .. L.....
 8/26....at New England.....0-41 L.....
 8/31....vs. Baltimore.....10-17 .. L.....

2007 (2-2)

8/11....at Tennessee.....14-6 W
 8/18....vs. Pittsburgh.....10-12 .. L.....
 8/25....vs. Baltimore.....13-7 W
 8/30....at Jacksonville.....14-31 .. L.....

2008 (3-2)

8/3.....vs. Indianapolis30-16 .. W Canton, OH
 8/9.....vs. Buffalo17-14 .. W
 8/16....at New York Jets.....13-10 .. W
 8/23....at Carolina3-47 L.....
 8/28....vs. Jacksonville.....3-24 L.....

2009 (1-3)

8/13....at Baltimore0-23 L.....
 8/22....vs. Pittsburgh.....17-13 .. W
 8/28....vs. New England24-27 .. L.....
 9/3.....at Jacksonville.....17-24 .. L.....

2010 (2-2)

8/13....vs. Buffalo42-17 .. W
 8/21....vs. Baltimore.....3-23 L.....
 8/27....at New York Jets.....16-11 .. W
 9/2.....at Arizona10-20 .. L.....

2011 (3-1)

8/12....vs. Pittsburgh.....16-7 W
 8/19....at Indianapolis.....16-3 W
 8/25....at Baltimore.....31-34 .. L.....
 9/1.....vs. Tampa Bay.....29-24 .. W

2012 (3-1)

8/9.....at Buffalo7-6..... W
 8/18....at Chicago.....31-33 .. L.....
 8/25....vs. Indianapolis.....30-17 .. W
 8/29....vs. Tampa Bay.....30-3 W

2013 (4-0)

9/8.....at Tennessee.....22-21 .. W
 9/19....vs. Pittsburgh.....24-13 .. W
 9/24....vs. Buffalo30-7 W
 9/29....at Tampa Bay.....30-12 .. W

2014 (3-1)

8/7.....vs. New England23-6 W
 8/18....vs. Cleveland24-23 .. W
 8/23....at Baltimore.....23-17 .. L.....
 8/28....at Tampa Bay.....24-10 .. W

RECORDS VS. FRANCHISES

49ers	1-1-0
Bears	4-8-0
Bengals.....	2-5-1
Bills	10-5-0
Broncos	5-1-0
Browns	9-3-0
Buccaneers.....	9-5-0
Cardinals (STL/PHX/ARI).....	3-1-0
Chargers.....	0-1-0
Chiefs	2-4-0
Colts (BAL/IND)	11-10-0
Dolphins	4-10-0
Eagles	3-4-0
Falcons	10-5-0
Giants	2-0-0
Jaguars	0-4-0
Jets	5-4-0
Lions.....	3-5-0
Oilers/Titans (HOU/TEN).....	5-3-0
Packers	3-4-0
Panthers	1-4-0
Patriots (BOS/NE).....	8-13-0
Raiders (LA/OAK)	4-1-0
Rams (LA/STL).....	2-3-0
Ravens	2-6-0
Saints	2-0-0
Steelers	15-5-1
Vikings	1-5-0

PRO BOWLERS

1950
 Bill Dudley.....HB
 Harry Gilmer.....QB
 Paul Lipscomb.....T

1951
 Sammy Baugh.....QB
 Bill Dudley.....RB
 Rob Goode.....FB
 Paul Lipscomb.....T
 Laurie Niemi.....T

1952
 Harry Gilmer.....QB
 Paul Lipscomb.....T
 Laurie Niemi.....T
 Hugh Taylor.....E
 John Williams.....HB

1953
 Gene Brito.....E
 Don Doll.....T
 Paul Lipscomb.....T

1954
 Dick Alban.....HB
 Rob Goode.....FB
 Hugh Taylor.....E
 Bill Wells.....HB

1955
 Gene Brito.....E
 Chuck Drazenovich.....LB
 Eddie LeBaron.....QB
 Volney Peters.....T
 Joe Scudero.....HB
 Torgy Torgeson.....LB
 Harry Uliniski.....C

1956
 Sam Baker.....P
 Gene Brito.....E
 Al Dorow.....QB
 Chuck Drazenovich.....LB
 Leo Elter.....RB
 Dick Stanfel.....G
 Torgy Torgeson.....LB

1957
 Gene Brito.....E
 John Carson.....E
 Chuck Drazenovich.....LB
 Eddie LeBaron.....QB
 Jim Podoley.....RB
 Dick Stanfel.....G

1958
 Gene Brito.....E
 Chuck Drazenovich.....LB
 Eddie LeBaron.....QB
 Jim Schrader.....C
 Dick Stanfel.....G

1959
 Bill Anderson.....E
 Don Bosseler.....RB
 Jim Schrader.....C
 Bob Toneff.....DT

1960
 Bill Anderson.....E
 Bob Khayat.....DT
 Bob Toneff.....DT

1961
 Dickie James.....RB
 Ray Lemek.....T
 Jim Schrader.....C
 Bob Toneff.....DT

1962
 Rod Breedlove.....LB
 Bobby Mitchell.....FL
 John Nisby.....G
 Norm Snead.....QB

1963
 Bobby Mitchell.....FL
 Vince Promuto.....G
 Joe Rutgens.....DT
 Norm Snead.....QB

1964
 Sam Huff.....LB
 Sonny Jurgensen.....QB
 Paul Krause.....DB
 Bobby Mitchell.....FL
 John Paluck.....DE
 Vince Promuto.....G
 Charley Taylor.....RB

1965
 Paul Krause.....DB
 Joe Rutgens.....DT
 Charley Taylor.....RB

1966
 Chris Hanburger.....LB
 Sonny Jurgensen.....QB
 Charley Taylor.....WR

1967
 Chris Hanburger.....LB
 Len Hauss.....C
 Sonny Jurgensen.....QB
 Jerry Smith.....TE
 Charley Taylor.....WR

1968
 Chris Hanburger.....LB
 Len Hauss.....C

1969
 Larry Brown.....RB
 Pat Fischer.....CB
 Chris Hanburger.....LB
 Len Hauss.....C
 Sonny Jurgensen.....QB
 Jerry Smith.....TE

1970
 Larry Brown*.....RB
 Len Hauss.....C

1971
 Larry Brown*.....RB
 Speedy Duncan.....PR
 Len Hauss.....C
 Roy Jefferson.....WR
 Curt Knight.....K

1972
 Larry Brown.....RB
 Chris Hanburger*.....LB
 Len Hauss.....C
 Billy Kilmer*.....QB
 Charley Taylor.....WR

1973
 Chris Hanburger*.....LB
 Ken Houston*.....FS
 Herb Mul-Key.....PR
 Charley Taylor*.....WR

1974
 Chris Hanburger*.....LB
 Ken Houston*.....SS
 Diron Talbert.....DT
 Charley Taylor*.....WR

1975
 Chris Hanburger*.....LB
 Ken Houston*.....SS
 Charley Taylor.....WR

1976
 Eddie Brown.....PR
 Chris Hanburger.....LB
 Ken Houston*.....SS
 Mike Thomas.....RB

1977
 Eddie Brown.....PR
 Jean Fugett.....TE
 Ken Houston.....SS

1978
 Tony Green.....PR
 Ken Houston.....SS

1979
 Ken Houston.....SS
 Mark Moseley.....K
 Lemar Parrish*.....CB

1980
 Mike Nelms.....PR
 Lemar Parrish*.....CB

1981
 Mike Nelms.....PR

1982
 Charlie Brown.....WR
 Mark Moseley.....K
 Mike Nelms.....PR
 Tony Peters*.....SS
 Joe Theismann*.....QB

1983
 Jeff Bostic*.....C
 Charlie Brown.....WR
 Dave Butz.....DT
 Russ Grimm*.....G
 Joe Jacoby*.....T
 Mark Murphy*.....FS
 Joe Theismann*.....QB

PRO BOWLERS

1984	
Darrell Green*.....	CB
Russ Grimm*.....	G
Joe Jacoby*.....	T
Art Monk.....	WR
1985	
Russ Grimm*.....	G
Joe Jacoby.....	T
Art Monk*.....	WR
1986	
Gary Clark*.....	WR
Darrell Green*.....	CB
Russ Grimm.....	G
Joe Jacoby.....	T
Dexter Manley*.....	DE
Art Monk.....	WR
Jay Schroeder.....	QB
1987	
Gary Clark.....	WR
Darrell Green*.....	CB
Charles Mann.....	DE
1988	
Charles Mann.....	DE
Mark May*.....	T
1989	
Charles Mann.....	DE
Mark Rypien.....	QB
1990	
Earnest Byner*.....	RB
Gary Clark.....	WR
Darrell Green*.....	CB
Jim Lachey*.....	T
1991	
Earnest Byner.....	RB
Gary Clark.....	WR
Darrell Green*.....	CB
Jim Lachey*.....	T
Chip Lohmiller.....	K
Charles Mann.....	DE
Mark Rypien*.....	QB
Mark Schlereth.....	G
1992	
Wilber Marshall.....	LB
1994	
Ken Harvey*.....	LB
Reggie Roby.....	P
1995	
Ken Harvey*.....	LB
Brian Mitchell.....	KR/PR
1996	
Terry Allen*.....	RB
Gus Frerotte.....	QB
Darrell Green.....	CB
Ken Harvey.....	LB
Matt Turk.....	P
1997	
Cris Dishman.....	CB
Darrell Green*.....	CB
Ken Harvey.....	LB
Matt Turk.....	P

1998	
Matt Turk.....	P
1999	
Stephen Davis.....	RB
Brad Johnson.....	QB
Tré Johnson*.....	G
2000	
Stephen Alexander.....	TE
Champ Bailey*.....	CB
Marco Coleman.....	DE
Stephen Davis.....	RB
2001	
LaVar Arrington*.....	LB
Chris Samuels*.....	OT
Champ Bailey.....	CB
2002	
LaVar Arrington*.....	LB
Champ Bailey*.....	CB
Chris Samuels*.....	OT
2003	
LaVar Arrington*.....	LB
Champ Bailey*.....	CB
Laveranues Coles.....	WR
2004	
Marcus Washington*.....	LB
2005	
Santana Moss*.....	WR
Chris Samuels.....	OT
2006	
Chris Samuels.....	OT
Sean Taylor.....	S

2007	
Ethan Albright.....	LS
Chris Cooley.....	TE
Chris Samuels*.....	OT
Sean Taylor.....	S
2008	
Chris Cooley.....	TE
Clinton Portis.....	RB
Chris Samuels.....	OT
Mike Sellers*.....	FB
2009	
London Fletcher*.....	LB
Brian Orakpo*.....	LB
2010	
London Fletcher.....	LB
DeAngelo Hall*.....	CB
Brian Orakpo*.....	LB
2011	
London Fletcher.....	LB
2012	
Lorenzo Alexander.....	ST/LB
London Fletcher*.....	LB
Robert Griffin III.....	QB
Ryan Kerrigan.....	LB
Trent Williams.....	T
2013	
Alfred Morris.....	RB
Brian Orakpo.....	LB
Trent Williams*.....	T
2014	
Alfred Morris.....	RB
Trent Williams.....	T

*Starters since 1970 NFL-AFL merger indicated by asterisks



Tackle Trent Williams (left) and running back Alfred Morris represented the Redskins at the 2015 Pro Bowl in Glendale, Ariz. (Photo: USA TODAY Sports)

TEAM RECORDS

*Asterisks indicate NFL records

CHAMPIONSHIPS

League Championships

5 1937, 42, 82, 87, 91

NFC Championships

5 1972, 82-83, 87, 91

Division Championships

14 1936-37, 40, 42-43, 45, 72, 82-84, 87, 91, 99, 2012

GAMES WON

Most Consecutive Games Won

14 1942-43 (includes playoffs)

11 1991

11 1983 (includes playoffs)

Most Consecutive Games Without Defeat

17 (16 wins, 1 tie) 1942-43 (includes playoffs)

11 (all wins) 1991

11 (all wins) 1983 (includes playoffs)

Most Games Won, Season

14 1983

14 1991

12 1986

Most Games Won, Season (Including Playoffs)

17 1991

16 1983

14 1997

14 1986

Most Consecutive Games Won, Season

11 1991

9 1983

9 1972

Most Consecutive Games Won, Start of Season

11 1991

7 1940

5 1986

5 1971

Most Consecutive Games Won, End of Season

9 1942

9 1983

7 2012

Most Consecutive Games Without Defeat, Start of Season

11 (all wins) 1991

7 (6 wins, 1 tie) 1943

7 (all wins) 1940

Most Consecutive Games Without Defeat, End of Season

9 (all wins) 1983

9 (all wins) 1942

7 (all wins) 2012

Most Consecutive Home Games Won

11 1939-40

11 1990-91

10 1974-75

Most Consecutive Home Games Without Defeat

14 (won 2, tied 1, won 11) 1938-40

11 (all wins) 1990-91

10 (all wins) 1974-75

Most Consecutive Road Games Won

9 1981-83

7 1991

7 1985-86

7 1942-43

Most Consecutive Road Games Without Defeat

9 (all wins) 1981-83

8 (7 wins, 1 tie) 1942-43

7 Three times (Last: 1991)

Most Shutout Games Won or Tied, Season

4 (all wins) 1934

3 Four times (Last: 1991)

Most Consecutive Shutout Games Won or Tied

2 Multiple times (Last: 12/23/89 and 09/09/90)

Largest Margin of Victory

45 vs Lions 09/01/91

44 vs Rams 01/01/84

42 vs Bears 12/15/74

42 vs Dodgers 11/21/39

Overtime Games, Played, Season

4 2010

3 Two times (Last: 1999)

Overtime Games, Won, Season

3 2010

2 Two times (Last: 2007)

GAMES LOST

Most Consecutive Games Lost

17 1960-61

9 2013-14

8 1950

8 1935

Most Consecutive Games Without Victory

23 (20 losses, 3 ties) 1960-61

9 (all losses) 2013-14

8 (all losses) 1950

8 (all losses) 1935

Most Games Lost, Season

13 2013

13 1994

TEAM RECORDS

Most Consecutive Games Lost, Season

9	1961
8	2013
8	1950
8	1935

Most Consecutive Games Lost, Start of Season

9	1961
7	1998
5	Three times (Last: 1981)

Most Consecutive Games Lost, End of Season

8	2013
8	1960
5	Three times (Last: 1978)

Most Consecutive Games Without Victory, Season

13	(lost 9, tied 1, lost 3) 1961
8	(all losses) 2013
8	(all losses) 1950
8	(all losses) 1935

Most Consecutive Games Without Victory, Start of Season

13	(lost 9, tied 1, lost 3) 1961
7	(all losses) 1998
5	Multiple times (Last: 2001)

Most Consecutive Games Without Victory, End of Season

8	2013
8	1960
5	Three times (Last: 1978)

Most Consecutive Home Games Lost

10	1960-61
9	1993-94
8	2011-12
8	1963-64

Most Consecutive Home Games Without Victory

11	1960-61
9	1993-94
8	2011-12
8	1963-64

Most Consecutive Road Games Lost

9	2008-09
9	1960-61
9	2013-14
8	1947-48

Most Consecutive Road Games Without Victory

18	1959-62
9	2013-14
9	2008-09

Most Shutout Games Lost or Tied, Season

5	(4 losses, 1 tie) 1933
5	(4 losses, 1 tie) 1932
4	(3 losses, 1 tie) 1935
4	(all losses) 1934

Most Consecutive Shutout Games Lost or Tied

2	Multiple times (Last: 1961)
---	-----------------------------

Largest Margin of Defeat

73	vs Bears	12/08/40
59	vs Browns	11/07/54
53	vs Giants	11/05/61

TIE GAMES

Most Tie Games, Season

3	1967
2	Six times (Last: 1969)

Most Consecutive Tie Games

2	Multiple times (Last: 10/15/67 and 10/22/67)
---	--

SCORING

Seasons Leading League, Scoring

3	1940, 1983, 1991
---	------------------

Most Consecutive Seasons Leading League, Scoring

1	1940, 1983, 1991
---	------------------

POINTS

Most Points, Season

541	1983
485	1991
443	1999

Fewest Points, Season

55	1932
65	1935
103	1933

Most Points, Game

72*	vs Giants	11/27/66
59	vs Yanks	10/31/48
56	vs Falcons	11/10/91

Most Points, Both Teams, Game

113*	Redskins (72) vs Giants (41)	11/27/66
95	Redskins (47) vs Packers (48)	10/17/83
87	Redskins (42) vs Cards (45)	11/22/98
87	Redskins (42) vs Eagles (45)	09/28/47

Fewest Points, Both Teams, Game

0	Four times (Last: vs Giants 10/01/39)
---	---------------------------------------

Most Points, Shutout Victory Game

45	vs. Lions	09/01/91
42	vs. Bears	12/15/74
42	vs. Dodgers	11/12/39

Most Consecutive Games Scoring

128	1961-70
117	1986-93
116	1980-86

Fewest Points, Shutout Victory, Game

3	vs. Dodgers	10/05/41
6	vs. Eagles	10/21/34
7	Five times (Last: vs 49ers, 11/13/55)	

TEAM RECORDS

Most Points Overcome to Win Game

21	vs Panthers (trailed 0-21, won 38-36)	10/03/99
21	vs Lions (trailed 35-13, won 41-38 in overtime)	11/04/90
21	vs Cowboys (trailed 0-21, won 34-31)	11/28/65
18	vs Chargers (trailed 21-3, won 30-27)	09/21/86
18	vs Giants (trailed 3-21, won 27-24)	12/02/73

Most Points Overcome to Tie Game

21	vs Eagles (trailed 14-35, tied 35-35)	12/03/67
----	---------------------------------------	----------

Most Points, One Half

43	vs Lions (2nd)	11/14/48
38	vs Rams (1st)	01/01/84
38	vs Giants (2nd)	11/27/66
38	vs Cardinals (1st)	11/09/58

Most Points, Both Teams, One Half

65	Redskins (38) vs Giants (27), 2nd	11/27/66
55	Redskins (13) vs Bears (42), 2nd	10/26/47
52	Redskins (14) vs Broncos (38), 2nd	10/27/13
52	Redskins (28) vs Panthers (24), 1st	10/03/99
52	Redskins (31) vs Eagles (21), 2nd	10/01/55
52	Redskins (14) vs Cardinals (38), 1st	10/22/50

Most Points, One Quarter

35	vs Broncos (2nd)	01/31/88
28	Multiple times	(Last: vs Dallas, 11/22/12)

Most Points, Each Quarter

Q1: 21	Four times	(Last: at Giants, 09/19/99)
Q2: 35	vs Broncos	01/31/88
Q3: 28	at Eagles	10/01/55
Q4: 27	vs Lions	11/14/48

Most Points, Both Teams, Each Quarter

Q1: 28	Multiple times	(Last: vs Eagles, 0-28, 11/15/10)
Q2: 42	Redskins (21) vs Eagles (21)	11/27/83
Q3: 42	Redskins (28) vs Eagles (14)	10/01/55
Q4: 37	Redskins (24) vs Giants (13)	11/27/66

Most Points, Both Teams, One Quarter

42	Redskins (21) vs Eagles (21), 2nd	11/27/83
42	Redskins (28) vs Eagles (14), 3rd	10/01/55
38	Redskins (17) vs Falcons (21), 2nd	09/14/03

TOUCHDOWNS

Seasons Leading League, Touchdowns

2	1940, 83
---	----------

Most Touchdowns, Season

63	1983
56	1991
54	1999
52	2012

Fewest Touchdowns, Season

8	1932
9	1935
14	1933

Most Touchdowns, Game

10*	vs Giants	11/27/66
8	vs Falcons	11/10/91
8	vs Yanks	10/31/48

Most Touchdowns, Both Teams, Game

16*	Redskins (10) vs Giants (6)	11/27/66
12	Redskins (4) vs Eagles (8)	11/15/10
12	Redskins (6) vs Eagles (6)	09/28/47

Most Consecutive Games Scoring Touchdowns

86	1995-00
----	---------

POINTS AFTER TOUCHDOWN

Most (One-Point) PATs, Season

62	1983
56	1991
50	2012

Fewest (One-Point) PATs, Season

8	1934
12	1938
13	1933

Most (One-Point) PATs, Game

9	vs Giants	11/27/66
8	vs Falcons	11/10/91
8	vs Yanks	10/31/48

Most (One-Point) PATs, Both Teams, Game

14	Redskins (9) vs Giants (5)	11/27/66
----	----------------------------	----------

Most Two-Point Conversions, Season

3	1994
2	Six times (Last: 2010)

Most Two-Point Conversions, Game

2	vs Philadelphia	11/17/13
2	vs Dallas	12/19/10
2	vs San Francisco	11/06/94

Most Two-Point Conversions, Both Teams, Game

2	Multiple times	(Last: vs Philadelphia, 11/17/13)
---	----------------	-----------------------------------

FIELD GOALS

Seasons Leading League, Field Goals

8	Last: 1992
---	------------

Most Consecutive Seasons Leading League, Field Goals

2	1976-77
---	---------

Most Field Goals Attempted, Season

49*	1971
47	1983
43	1991

TEAM RECORDS

Fewest Field Goals Attempted, Season

5.....	1940
7.....	1949
7.....	1948
7.....	1943

Most Field Goals Attempted, Game

7..... vs Oilers	10/10/71
6..... Multiple times	(Last: vs Titans, 11/21/10)

Most Field Goal Attempts, Both Teams, Game

11*..... Redskins (6) vs Giants (5).....	11/14/76
11*..... Redskins (6) vs Bears (5)	11/14/71
10..... Redskins (7) vs Oilers (3)	10/10/71

Most Field Goals, Season

33.....	1983
31.....	2011
31.....	1991

Fewest Field Goals, Season

0.....	1935
0.....	1932

Most Field Goals, Game

5..... Multiple times	(Last: vs Jets, 11/04/07)
-----------------------------	---------------------------

Most Field Goals, Both Teams, Game

9..... Redskins (3) vs Cowboys (6).....	09/26/11
8..... Redskins (3) vs Bills (5)	12/02/07
8..... Redskins (5) vs Bears (3)	11/14/71

Most Consecutive Games, Scoring Field Goals

28.....	1988-90
---------	---------

SAFETIES

Most Safeties, Season

3.....	1989
2..... Multiple times	(Last: 2007)

Most Safeties, Game

1..... Multiple times	(Last: vs Vikings, 12/23/07)
-----------------------------	------------------------------

Most Safeties Allowed, Game

2..... vs Giants.....	11/05/61
-----------------------	----------

FIRST DOWNS

Seasons Leading League, First Downs

1.....	1999
--------	------

Most First Downs, Season

353.....	1983
341.....	2012
339.....	1984

Fewest First Downs, Season

95.....	1935
112.....	1943
133.....	1944

Most First Downs, Game

39*..... vs Lions (14 rush/25 pass).....	11/04/90
35..... vs Bears (9 rush/22 pass/4 pen).....	1/26/89
33..... vs Packers (12 rush/21 pass).....	10/17/83
33..... vs Browns (9 rush/22 pass/2 pen).....	11/26/67

Fewest First Downs, Game

4..... vs Browns (2 rush/1 pass/1 pen).....	11/07/54
---	----------

Most First Downs, Both Teams, Game

57..... Redskins (25) vs Cardinals (32).....	11/10/96
56..... Redskins (31) vs Cardinals (25).....	11/22/98
56..... Redskins (33) vs Packers (23)	10/17/83
55..... Redskins (25) vs Cowboys (30).....	09/12/99

Fewest First Downs, Both Teams, Game

10..... Redskins (6) vs Giants (4).....	12/11/60
---	----------

Most First Downs, Rushing, Season

165.....	1983
154.....	1984
147.....	1985

Fewest First Downs, Rushing, Season

55.....	1961
55.....	1943
59.....	1962
59.....	1944

Most First Downs, Rushing, Game

17..... vs Cowboys.....	12/30/12
15..... vs Bengals.....	09/23/12
15..... vs Texans	11/10/96
15..... vs Colts.....	10/27/96

Fewest First Downs, Rushing, Game

0..... at Bills.....	10/30/11
0..... vs Giants.....	12/13/97
0..... vs Cowboys.....	09/06/81
0..... vs Dolphins.....	10/13/74
0..... vs Saints.....	10/28/73
1..... Multiple times	(Last: at Cardinals, 10/12/14)

Most First Downs, Rushing, Both Teams, Game

36*..... Redskins (11) vs Eagles (25).....	12/02/51
31..... Redskins (13) vs Lions (18).....	09/30/51

Fewest First Downs, Rushing, Both Teams, Game (since 1991)

4..... Redskins (1) at Cardinals (3)	10/12/14
4..... Redskins (2) vs Cowboys (2).....	12/30/07
5..... Redskins (0) vs Bills (5)	10/30/11
5..... Redskins (3) vs Cowboys (2).....	09/26/11
5..... Redskins (2) vs Eagles (3).....	10/26/09

Most First Downs, Passing, Season

217.....	1989
204.....	2011
202.....	1988

TEAM RECORDS

Fewest First Downs, Passing, Season

49	1943
62	1951
64	1941

Most First Downs, Passing, Game

25	vs Lions	11/04/90
23	vs Titans	11/21/10
22	vs Bears	11/26/89
22	vs Browns	11/26/67

Fewest First Downs, Passing, Game

2	vs Cardinals	09/19/71
---------	--------------------	----------

Most First Downs, Passing, Both Teams, Game

40	Redskins (17) vs Texans (23)	09/19/10
39	Redskins (21) vs Lions (18)	09/22/13
38	Redskins (21) vs Packers (17)	10/17/83

Fewest First Downs, Passing, Both Teams, Game (since 1991)

8	Redskins (3) vs Cowboys (5)	12/14/03
9	Redskins (7) vs Eagles (2)	11/25/11
10	Three times	(Last: vs Bears, 10/17/04)

Most First Downs, Penalty, Season

44	2014
34	1999
31	2002

Fewest First Downs, Penalty, Season

4	1944
6	1945
7	1964

Most First Downs, Penalty, Game

6	vs. Eagles	12/20/14
6	vs Packers	10/20/02
6	vs Eagles	11/26/00
6	vs Packers	10/17/83
6	vs 49ers	11/12/67

Fewest First Downs, Penalty, Game

0	Multiple times	(Last: vs Rams, 12/07/14)
---------	----------------------	---------------------------

Most First Downs, Penalty, Both Teams, Game

12	Redskins (4) vs Cowboys (8)	12/26/93
10	Redskins (6) vs Packers (4)	10/20/02

Fewest First Downs, Penalty, Both Teams, Game

0	Multiple times	(Last: vs 49ers, 11/25/13)
---------	----------------------	----------------------------

NET YARDS GAINED RUSHING AND PASSING

Seasons Leading League, Net Yards Gained

1	1945
---------	------

Most Yards Gained, Season

6,253	1989
6,139	1983
6,131	2012

Fewest Yards Gained, Season

1,432	1932
2,038	1935
2,127	1934

Most Yards Gained, Game

676	vs Lions	11/04/90
625	vs Yanks	10/31/48
602	vs Broncos	01/31/88

Fewest Yards Gained, Game

64	vs Browns	11/07/54
82	vs Giants	11/05/61
85	vs Steelers	12/16/56

Most Yards Gained, Both Teams, Game

1,045	Redskins (504) vs Cowboys (541)	09/12/99
1,031	Redskins (416) vs Cardinals (615)	11/10/96
1,027	Redskins (676) vs Lions (351)	11/04/90

Fewest Yards Gained, Both Teams, Game

154	Redskins (103) vs Giants (51)	12/11/60
-----------	-------------------------------------	----------

Most Consecutive Games, 400 or More Yards Gained (since 1940)

3	2013
3	1983
3	1981-82
3	1949

Most Consecutive Games, 300 or More Yards Gained (since 1950)

17	1987-88 (regular season games)
----------	--------------------------------

RUSHING - ATTEMPTS

Seasons Leading League, Rushing Attempts

4	1951, 58, 83, 91
---------	------------------

Most Rushing Attempts, Season

629	1983
609	1979
588	1984

Fewest Rushing Attempts, Season

304	1932
315	1982
320	1943

Most Rushing Attempts, Game

64	vs Rams	12/25/51
62	vs Packers	10/24/48

Most Rushing Attempts, Both Teams, Game

99	Redskins (62) vs Packers (37)	10/24/48
----------	-------------------------------------	----------

Fewest Rushing Attempts, Both Teams, Game

36	Redskins (21) vs Lions (15)	12/05/99
----------	-----------------------------------	----------

RUSHING - YARDS GAINED

Seasons Leading League, Yards Gained, Rushing

2	1933, 2012
---------	------------

TEAM RECORDS

Most Yards Gained Rushing, Season

2,709.....	2012
2,625.....	1983
2,523.....	1985

Fewest Yards Gained Rushing, Season

904.....	1944
1,037.....	1965
1,069.....	1943

Most Yards Gained Rushing, Game

420.....	vs Giants.....	10/08/33
352.....	vs Rams.....	11/25/51
307.....	vs Falcons.....	11/03/85

Fewest Yards Gained Rushing, Game

5.....	vs Bears.....	12/08/40
10.....	vs Buccaneers.....	12/04/94
14.....	vs Eagles.....	09/28/47

Most Yards Gained Rushing, Both Teams, Game

558.....	Redskins (420) vs Giants (138).....	10/08/33
531.....	Redskins (255) vs Browns (276).....	11/15/59

Fewest Yards Gained Rushing, Both Teams, Game (since 1950)

64.....	Redskins (48) vs Bears (16).....	10/25/64
65.....	Redskins (77) vs Eagles (-12).....	10/29/61
76.....	Redskins (18) vs Texans (58).....	09/19/10

RUSHING - AVERAGE GAIN

Highest Average Gain, Rushing, Season

5.2.....	2012
4.8.....	2013
4.8.....	1933

Lowest Average Gain, Rushing, Season

2.6.....	1944
2.7.....	1941
2.8.....	1935

RUSHING - TOUCHDOWNS

Seasons Leading League, Touchdowns, Rushing

4.....	1983, 91, 96, 99
--------	------------------

Most Touchdowns, Rushing, Season

30.....	1983
27.....	1996
23.....	1999
23.....	1986

Fewest Touchdowns, Rushing, Season

4.....	1977
4.....	1932
5.....	Multiple times (Last: 1982)

Most Touchdowns, Rushing, Game

6.....	vs Steelers.....	10/14/34
5.....	vs Browns.....	10/13/91

Most Touchdowns, Rushing, Both Teams, Game

7.....	Redskins (2) at Bills (5).....	11/03/96
7.....	Redskins (4) vs Giants (3).....	11/27/66

PASSING - ATTEMPTS

Seasons Leading League, Passing Attempts

6.....	1937-38, 43-44, 47, 67
--------	------------------------

Consecutive Seasons Leading League, Passing Attempts

2.....	1937-38, 43-44
--------	----------------

Most Passes Attempted, Season

611.....	2013
605.....	2010
592.....	1988

Fewest Passes Attempted, Season

92.....	1932
106.....	1933
152.....	1934

Most Passes Attempted, Game

63.....	vs Lions (43 comp).....	11/04/90
63.....	vs Raiders (32).....	10/29/89
60.....	vs Giants (28).....	11/23/97

Fewest Passes Attempted, Game

7.....	Three times.....	(Last: vs Giants, 12/11/60)
10.....	vs Cowboys.....	10/03/71

Most Pass Attempts, Both Teams, Game

100.....	Redskins (40) vs 49ers (60).....	11/17/86
95.....	Redskins (49) vs Packers (46).....	10/10/10
95.....	Redskins (36) vs Cardinals (59).....	11/10/96
94.....	Redskins (63) vs Raiders (31).....	10/29/89

Most Consecutive Passes Attempted, No Interceptions (reg. season)

379.....	2007-08
----------	---------

PASSING - COMPLETIONS

Seasons Leading League, Passing Completions

9.....	1937, 41, 43-45, 47-49, 67
--------	----------------------------

Consecutive Seasons Leading League, Passing Completions

3.....	1943-45, 47-49
--------	----------------

Most Passes Completed, Season

364.....	2014
355.....	2013
349.....	2010

Fewest Passes Completed, Season

33.....	1933
44.....	1934

Most Passes Completed, Game

43.....	vs Lions.....	11/04/90
37.....	vs Cardinals.....	12/16/84
35.....	vs Cardinals.....	10/11/96

TEAM RECORDS

Fewest Passes Completed, Game

0 vs Giants..... 12/11/60

Most Passes Completed, Both Teams, Game

66 Redskins (28) vs Texans (38)..... 09/19/10
 65 Redskins (30) vs Saints (35) 12/06/09
 58 Redskins (29) vs Falcons (29) 12/15/13

Fewest Passes Completed, Both Teams, Game (since 1950)

6 Redskins (0) vs Giants (6)..... 12/11/60
 8 Redskins (5) at Steelers (3) 11/18/51
 11 Redskins (3) vs Steelers (8)..... 10/18/59

PASSING - YARDS GAINED

Seasons Leading League, Passing Yardage

8 1938, 40, 44, 47-48, 67, 74, 89

Most Consecutive Seasons Leading League, Passing Yardage

2 1947-48

Most Net Yards Gained, Passing, Season

4,349 1989
 4,136 1988
 4,047 2014

Fewest Net Yards Gained, Passing, Season

216 1932
 459 1934
 514 1933

Most Net Yards Gained, Passing, Game

501 vs Yanks 10/31/48
 482 vs Lions 11/04/90
 454 vs 49ers 11/10/91

Fewest Yards Gained, Passing, Game

-32 vs Steelers 11/27/55
 -28 vs Steelers 12/07/58
 -13 vs Steelers 10/18/59

Most Yards Gained, Passing, Both Teams, Game

871 Redskins (403) vs Texans (468) 09/19/10
 849 Redskins (378) vs Vikings (471) 11/02/86
 821 Redskins (316) vs Giants (505) 10/28/62

Fewest Yards Gained, Passing, Both Teams, Game (since 1950)

52 Redskins (0) vs Giants (52) 12/11/60
 95 Redskins (50) at Steelers (45) 11/18/51
 100 Redskins (23) vs Steelers (77) 10/18/59

PASSING - TIMES SACKED

Seasons Leading League, Fewest Times Sacked (since 1982)

1 1991

Most Times Sacked, Season

61 1998
 58 2014
 52 1985
 52 1977

Fewest Times Sacked, Season

9 1991
 11 1972
 17 1971

Most Times Sacked, Game

10 at Bills 10/30/11
 9 vs Cardinals 11/19/78
 9 vs Cardinals 10/04/64

Most Times Sacked, Both Teams, Game

13 Redskins (10) vs Jaguars (3) 09/14/14
 13 Redskins (4) at Cardinals (9) 10/17/99
 13 Redskins (8) vs Chiefs (5) 09/18/83

PASSING - COMPLETION PCT.

Seasons Leading League, Completion Percentage

10 1937, 39-40, 42-45, 47-48, 69-70

Consecutive Seasons Leading League, Completion Percentage

4 1942-45

Highest Completion Percentage, Season

66.5 (547 atts/364 comp) 2014
 65.8 (442 atts/291 comp) 2012
 64.0 (253 atts/162 comp) 1982

Lowest Completion Percentage, Season

18.5 (92 atts/17 comp) 1932
 25.4 (138 atts/35 comp) 1934
 27.4 (175 atts/48 comp) 1935

PASSING - TOUCHDOWNS

Most Touchdown Passes, Season

33 1988
 31 1967
 30 1991

Fewest Touchdowns Passes, Season

1 1933
 1 1932

Most Touchdowns Passes, Game

6 vs Falcons 11/10/91
 6 vs Cardinals 11/23/47
 6 vs Brooklyn 10/31/43

Most Touchdowns Passes, Both Teams, Game

11 Redskins (4) vs Giants (7) 10/28/62
 9 Redskins (5) vs Bears (4) 11/09/58
 9 Redskins (3) vs Rams (6) 12/11/49

PASSING - HAD INTERCEPTED

Most Passes Had Intercepted, Season

35 1935
 34 1963
 32 1954

TEAM RECORDS

Fewest Passes Had Intercepted, Season

6	2008
8	2012
9	1982

Most Passes Had Intercepted, Game

8	vs Bears	12/08/40
7	vs Eagles	12/21/75
7	vs Giants	12/08/63
7	vs Steelers	12/03/50

Most Passes Had Intercepted, Both Teams, Game

11	Redskins (7) vs Giants (4)	12/08/63
11	Redskins (6) vs Pirates (5)	12/01/35
11	Eagles (7) vs Redskins (4)	11/03/35

PUNTING

Seasons Leading League (Average Distance)

7, most recently	2014
------------------	------

Most Consecutive Seasons Leading League (Average Distance)

4	1940-43
---	---------

Most Punts, Season

113	1934
112	1935
103	2004
103	1978

Fewest Punts, Season (since 1940)

33	1945
45	1946
48	1958

Most Punts, Game

14	vs Eagles	11/05/39
13	vs Giants	11/28/97
12	vs Eagles	10/04/42

Fewest Punts, Game

0	Many times	(Last: vs Cardinals, 11/05/00)
---	------------	--------------------------------

Most Punts, Both Teams, Game

28	Redskins (14) vs Eagles (14)	11/05/39
----	------------------------------	----------

Fewest Punts, Both Teams, Game

2	Redskins (1) vs Saints (1)	11/18/90
2	Redskins (1) vs Packers (1)	10/17/83
2	Redskins (1) vs Eagles (1)	09/17/67

PUNTING - AVERAGE DISTANCE

Highest Average Distance, Punting, Season (since 1939)

46.9	2014
45.5	1959
45.4	1958

Lowest Average Distance, Punting, Season (since 1939)

34.5	1962
37.3	1982
37.5	1990

PUNT RETURNS

Seasons Leading League (Average Return)

5	1957, 63, 76, 94-95
---	---------------------

Most Consecutive Seasons Leading League (Average Return)

2	1994-95
---	---------

Most Punt Returns, Season

61	1975
57	1977
56	1987

Fewest Punt Returns, Season

15	1960
22	2003
23	1996

Most Punt Returns, Game

11	vs Buccaneers	10/09/77
10	vs Saints	12/26/82

Most Punt Returns, Both Teams, Game

16	Redskins (11) vs Buccaneers (5)	10/09/77
15	Redskins (10) vs Saints (5)	12/26/82

PUNT RETURNS - FAIR CATCHES

Fewest Fair Catches, Season

2	1984
2	1982
4	1981
4	1968

Most Fair Catches, Season

28	2005
27	2014
24	1994

Most Fair Catches, Game

5	at Cardinals	10/12/14
5	vs Steelers	11/03/08
5	vs Cardinals	09/14/97

PUNT RETURNS - YARDS GAINED

Most Yards, Punt Returns, Season

688	1976
675	1941
615	1987

Fewest Yards, Punt Returns, Season

45	1970
65	1960
119	1959

Most Yards, Punt Returns, Game

155	vs Rams	09/21/63
146	vs Steelers	11/21/65
142	vs Giants	10/11/87

TEAM RECORDS

Fewest Yards, Punt Returns, Game

-28*	vs Cowboys	12/11/66
-10	vs Bills	11/03/96
-9	vs Eagles	11/10/68

Most Yards, Punt Returns, Both Teams, Game

177	Redskins (0) vs Chiefs (177)	12/08/13
177	Redskins (55) vs Packers (122)	09/24/50

Fewest Yards, Punt Returns, Both Teams, Game (since 1941)

-9	Redskins (-9) vs Eagles (0)	11/15/10
-8	Redskins (-2) at Eagles (-6)	10/05/80
-8	Redskins (-8) vs Giants (0)	10/13/46

PUNT RETURNS - AVERAGE YARDS

Highest Average, Punt Returns, Season (since 1941)

15.0	1941
14.1	1994
13.3	1991

Lowest Average, Punt Returns, Season (since 1941)

1.7	1970
4.0	1959
4.3	1960

PUNT RETURNS - TOUCHDOWNS

Most Touchdowns, Punt Returns, Season

3	1941
---	------

Most Touchdowns, Punt Returns, Game

1	Multiple times (Last: at Lions, 10/26/08)
---	---

Most Touchdowns, Punt Returns, Both Teams, Game

2*	Redskins (1) vs Eagles (1)	11/09/52
----	----------------------------	----------

KICKOFF RETURNS

Seasons Leading League (Average Return)

8*	1942, 47, 62-63, 73-74, 81, 95
----	--------------------------------

Most Consecutive Seasons Leading League (Average Return)

2	1962-63, 73-74
---	----------------

Most Kickoff Returns, Season

78	2003
74	1988
73	2010
73	2006
71	1994

Fewest Kickoff Returns, Season

23	1942
26	1943
29	1945
29	1941

Most Kickoff Returns, Game

9	vs Packers	10/17/83
8	Multiple times (Last: vs Chiefs, 12/08/13)	

Most Kickoff Returns, Both Teams, Game

19*	Redskins (7) vs Giants (12)	11/27/66
17	Redskins (9) vs Packers (8)	10/17/83

KICK RETURNS - YARDS GAINED

Most Yards, Kickoff Returns, Season

1,720	1962
1,718	1963
1,685	1994

Fewest Yards, Kickoff Returns, Season (since 1941)

580	1941
616	1943
628	1945

Most Yards, Kickoff Returns, Game

239	vs Giants	11/25/62
236	vs Browns	10/15/63
236	vs Eagles	09/28/47

Most Yards, Kickoff Returns, Both Teams, Game

453	Redskins (236) vs Eagles (217)	09/28/47
401	Redskins (193) vs Packers (208)	10/17/83

KICK RETURNS - AVERAGE YARDS

Highest Average, Kickoff Returns, Season (since 1941)

28.2	(61 returns/1720 yds)	1962
27.8	(23 returns/640 yds)	1942
26.8	(64 returns/1718 yds)	1963

Lowest Average, Kickoff Returns, Season (since 1941)

18.0	(62 returns/1113 yds)	1990
18.3	(74 returns/1355 yds)	1988
18.4	(37 returns/682 yds)	1944

KICK RETURNS - TOUCHDOWNS

Most Touchdowns, Kickoff Returns, Game

1	Multiple times (Last: at Lions, 10/31/10)
---	---

Most Touchdowns, Kickoff Returns, Both Teams, Game

2	Redskins (1) vs Eagles (1)	09/28/47
2	Redskins (1) vs Eagles (1)	11/01/42

FUMBLES

Fewest Fumbles, Season

13	1983
14	1990
15	1982

Most Fumbles, Season

36	1976
35	2007
35	1980

Most Fumbles, Game

8	vs Raiders	10/29/89
8	vs Pirates	11/14/37
7	vs Chargers	09/09/01

TEAM RECORDS

Most Fumbles, Both Teams, Game

13	Redskins (4) vs Cardinals (9)	10/25/76
13	Redskins (6) vs Giants (7)	11/05/50
13	Redskins (8) vs Pirates (5)	11/14/37

FUMBLES LOST

Most Fumbles Lost, Season

23	1976
21	1988

Fewest Fumbles Lost, Season

6	2012
6	1990
7	Multiple times (Last: 2009)

Most Fumbles Lost, Game

5	vs Falcons	12/15/13
5	vs Oilers	10/30/88

FUMBLES RECOVERED

Most Fumbles Recovered, Season, Own and Opponents'

40	(own 18, opponents 22)	1984
35	(own 13, opponents 22)	1976

Fewest Fumbles Recovered, Season, Own and Opponents'

12	(6 own, 6 opp)	1994
----	----------------	------

Most Fumbles Recovered, Game, Own and Opponents'

10*	vs Cardinals (2 own, 8 opp)	10/25/76
-----	-----------------------------	----------

Fewest Own Fumbles Recovered, Season

2	1958
---	------

Most Own Fumbles Recovered, Season

26	1940
----	------

Fewest Opponents' Fumbles Recovered, Season (since 1945)

5	2008
---	------

Most Opponents' Fumbles Recovered, Season

26	1983
----	------

FUMBLES - TOUCHDOWN

Most Touchdowns, Fumbles Recovered, Season, Own and Opponents'

3	Five times (Last: 2012)
---	-------------------------

Most Touchdowns, Fumbles Recovered, Game, Own and Opponents'

2	at Vikings	11/29/84
2	vs Chargers	09/16/73

TURNOVERS

Most Turnovers, Season

46	1988
46	1975

Fewest Turnovers, Season

14	2012
16	1982
17	2006

Most Turnovers, Game

10	vs Giants	12/08/63
10	vs Giants	12/04/38
9	vs Bears	12/08/40

Fewest Turnovers, Game

0	Multiple times (Last: vs Seahawks, 10/06/14)
---	--

Most Turnovers, Both Teams, Game

15	Redskins (10) vs Giants (5)	12/08/63
----	-----------------------------	----------

Highest Turnover/Takeaway Ratio, Season

+43	1983
+22	1979
+22	1964

Lowest Turnover/Takeaway Ratio, Season

-24	1988
-22	1963
-19	1954

PENALTIES

Seasons Leading League, Fewest Penalties

4	1954, 57-58, 85
---	-----------------

Most Consecutive Seasons Leading League, Fewest Penalties

2	1957-58
---	---------

Seasons Leading League, Most Penalties

2	1945, 48
---	----------

Fewest Penalties, Season

40	1958
21	1935

Most Penalties, Season

124	2003
122	1948
120	2014

Fewest Penalties, Game

0	Multiple times (last vs Panthers, 11/16/03)
---	---

Most Penalties, Game

17	vs Giants	9/21/03
17	vs Steelers	10/10/48
16	vs Giants	10/03/48
16	vs Eagles	11/02/47
16	vs Yanks	11/11/45

Fewest Penalties, Both Teams, Game

0	Redskins (0) vs Dodgers (0)	10/28/36
2	Redskins (0) vs Vikings (2)	12/22/73

TEAM RECORDS/DEFENSIVE RECORDS

Most Penalties, Both Teams, Game

32 Redskins (17) vs Giants (15) 09/21/03

YARDS PENALIZED

Seasons Leading League, Fewest Yards Penalized

9 1953-54, 56-58, 70, 85, 93, 97

Most Consecutive Seasons Leading League, Fewest Yards Penalized

3 1956-58

Fewest Yards Penalized, Season

166 1935
275 1936
321 1957

Most Yards Penalized, Season

1,130 2014
1,110 1948
1,047 2004

Fewest Yards Penalized, Game

0 Multiple times (Last: vs Panthers, 11/16/03)

Most Yards Penalized, Game

178 vs Giants 09/26/71
160 vs Steelers 10/10/48
142 vs Giants 02/21/03

Most Yards Penalized, Both Teams, Game

226 Redskins (142) vs Cardinals (124) 11/08/53

DEFENSIVE RECORDS

SCORING

Most Seasons Leading League, Fewest Points Allowed

2 1943, 82

Fewest Points Allowed, Season

79 1932
94 1939
94 1934

Fewest Points Allowed, Game

0 Multiple times (Last: vs Eagles, 09/30/91)

Most Points Allowed, Season

478 2013
438 2014
432 1954

Most Points Allowed, Game

73 vs Bears 12/08/40
62 vs Browns 11/07/54
59 vs Eagles 11/15/10

Most Points Allowed, One Half

45 vs Eagles (1st) 11/15/10
45 vs Bears (2nd) 12/08/40
42 vs Bears (2nd) 10/26/47

Most Points Allowed, One Quarter

31 vs Broncos (4th) 10/27/13
31 vs Bears (2nd) 09/29/85
28 vs Eagles (1st) 11/15/10
28 vs Chiefs (2nd) 09/30/01
28 vs Cardinals (2nd) 10/22/50

Fewest Touchdowns Allowed, Season

10 1934
11 1932
12 1939

Fewest Touchdowns Allowed, Game

0 Multiple times (Last: vs Eagles, 11/18/12)

Most Touchdowns Allowed, Season

59 2013
57 1954
53 2014

Fewest Touchdowns Allowed, Season

9 1934
10 1942
10 1936

POINTS AFTER TOUCHDOWN

Fewest PATs Allowed, Season

12 1942
14 1982
16 1945

Most PATs Allowed, Season

59 2013
54 1954
50 2014

Most PATs Allowed, Game

8 Multiple times (Last: vs Eagles, 11/15/10)

FIELD GOALS

Fewest Field Goals Allowed, Season

1 1945
2 1943
3 1948
3 1946

Most Field Goals Allowed, Season

34 2011
31 Two times (Last: 2009)

Most Field Goals Allowed, Game

6 vs Cowboys 09/26/12
5 Five times (Last: vs Bills, 12/02/07)

FIRST DOWNS

Fewest First Downs Allowed, Season

79 1935
82 1937

DEFENSIVE RECORDS

Most First Downs Allowed, Season

358	1996
340	2012

Most First Downs Allowed, Game

34	vs Patriots	10/28/07
33	vs Browns	11/07/54

Fewest First Downs Allowed, Rushing, Season

47	1982
52	1942

Most First Downs Allowed, Rushing, Season

149	1969
146	1996

Most First Downs Allowed, Rushing, Game

25	vs Eagles	12/02/51
21	vs Bills	11/03/96

Fewest First Downs Allowed, Passing, Season

34	1943
39	1945

Most First Downs Allowed, Passing, Season

223	2012
207	2010

Most First Downs Allowed, Passing, Game

24	vs Saints	09/11/94
24	vs Eagles	09/17/89

Fewest First Downs Allowed, Penalty, Season

3	1957
---------	------

Most First Downs Allowed, Penalty, Season

36	1965
35	2014

Most First Downs Allowed, Penalty, Game

7	vs Cowboys	12/26/93
---------	------------------	----------

NET YARDS GAINED RUSHING AND PASSING

Most Seasons Leading League, Fewest Yards Allowed

5	1935-37, 39, 46
---------	-----------------

Most Consecutive Seasons Leading League, Fewest Yards Allowed

3*	1935-37
----------	---------

Fewest Yards Allowed, Season

1,950	1943
-------------	------

Fewest Yards Allowed, Game

51	vs Giants (-1 rush/52 pass)	12/11/60
51	vs Giants (1 rush/50 pass)	09/27/42

Most Yards Allowed, Season

6,228	2010
-------------	------

Fewest Yards Allowed, Season

1,926	1935
1,941	1942

RUSHING

Most Seasons Leading League, Fewest Yards Allowed

4	1935-36, 41, 83
---------	-----------------

Most Consecutive Seasons Leading League, Fewest Yards Allowed

2	1935-36
---------	---------

Fewest Yards Allowed, Rushing, Season

848	1942
946	1982

Fewest Yards Allowed, Rushing, Game

-29	vs Rams	10/11/42
-12	vs Eagles	10/29/61

Most Yards Allowed, Rushing, Season

2,536	1978
2,524	1980

Most Yards Allowed, Rushing, Game

382	vs Bears	12/08/40
376	vs Eagles	11/21/48

Fewest Rushing Attempts Allowed, Season

247	1982
329	1933

Fewest Rushing Attempts Allowed, Game

6	vs Cardinals	10/29/33
9	Two times	(Last: vs Seahawks, 12/23/89)

Most Rushing Attempts Allowed, Season

625	1978
585	1980

Most Rushing Attempts Allowed, Game

64	Three times	(Last: 12/02/51)
----------	-------------------	------------------

Fewest Touchdowns Allowed, Rushing, Season

3	1937
3	1936

Most Touchdowns Allowed, Rushing, Season

26	1969	
24	Two times	(Last: 1998)

Most Touchdowns Allowed, Rushing, Game

5	Four times	(Last: vs Bills, 11/03/96)
---------	------------------	----------------------------

PASSING

Most Seasons Leading League, Fewest Yards Allowed

7	1939, 42, 45, 52-53, 80, 85
---------	-----------------------------

Most Consecutive Seasons Leading League, Fewest Yards Allowed

2	1952-53
---------	---------

DEFENSIVE RECORDS

Fewest Yards Allowed, Passing, Season

682.....	1934
928.....	1935

Fewest Yards Allowed, Passing, Game

-12..... vs Cardinals.....	11/21/80
-3..... vs Giants.....	10/01/39

Most Yards Allowed, Passing, Season

4,511.....	2012
4,187.....	2010

Most Yards Allowed, Passing, Game

507..... vs Cardinals.....	11/10/96
505..... vs Giants.....	10/28/62

Fewest Touchdowns Allowed, Passing, Season

4.....	1934
5.....	1942

Most Touchdowns Allowed, Passing, Season

37.....	1961
35..... Two times.....	2014

Most Touchdowns Allowed, Passing, Game

7..... vs Eagles.....	10/17/54
7..... vs Giants.....	10/28/62

Fewest Pass Attempts Allowed, Season

159.....	1934
162.....	1933

Fewest Pass Attempts Allowed, Game

1..... vs Giants.....	09/27/42
8..... vs Cowboys.....	12/10/00

Most Pass Attempts Allowed, Season

636.....	2012
602.....	2007

Most Pass Attempts Allowed, Game

63..... vs Bears.....	10/31/99
62..... vs Cowboys.....	11/22/12

Fewest Pass Completions Allowed, Season

45.....	1934
62.....	1936

Fewest Pass Completions Allowed, Game

0..... vs Eagles.....	10/18/36
1..... Two times.....	(Last: vs Giants, 09/27/42)

Most Pass Completions Allowed, Season

393.....	2012
367.....	2010

Most Pass Completions Allowed, Game

38..... vs Texans.....	09/19/10
37..... Four times.....	(Last: vs Eagles, 12/20/14)

SACKS

Most Sacks, Season

66.....	1984
55.....	1986

Fewest Sacks, Season

18.....	1969
19.....	2006

Most Sacks, Game

10..... vs Jaguars.....	09/14/14
10..... at Buccaneers.....	10/09/77
9..... vs Cardinals.....	12/21/80

Most Opponents Yards Lost Attempting to Pass, Season

529.....	1984
424.....	1987
424.....	1986

Most Opponents Yards Lost Attempting to Pass, Game

99..... vs Buccaneers.....	10/09/77
81..... vs Browns.....	10/30/60

Fewest Opponents Yards Lost Attempting to Pass, Season

95.....	2006
110.....	1956

INTERCEPTIONS BY

Most Seasons Leading League, Interceptions

3.....	1964, 71, 83
--------	--------------

Most Passes Intercepted By, Season

34.....	1983
34.....	1966
33.....	1980

Most Passes Intercepted By, Game

7..... vs Eagles.....	11/03/35
6..... vs Chargers.....	10/31/83

Fewest Passes Intercepted By, Season

6.....	2006
7.....	2014
11.....	2009
11.....	1982

Most Consecutive Games, One or More Passes Intercepted By

36.....	1962-65
---------	---------

Most Yards Returning Interceptions, Season

598.....	1973
535.....	1965

Most Yards Returning Interceptions, Game

173..... vs Cardinals.....	11/29/92
147..... vs 49ers.....	12/18/04

Fewest Yards, Returning Interceptions, Season

25.....	2006
38.....	2014

DEFENSIVE RECORDS

Most Yards Returning Interceptions, Both Teams, Game
 206.....Redskins (23) vs Cardinals (183) 11/08/42

Most Touchdowns, Returning Interceptions, Season
 5 1971
 4 1984
 4 1973

Most Touchdowns, Returning Interceptions, Game
 2 vs Steelers 12/19/65
 2 vs Cowboys 11/22/64
 2 vs Yanks 10/31/48

Most Touchdowns, Returning Interceptions, Both Teams, Game
 3 Redskins (0) vs Bears (3) 12/08/40

PUNT RETURNS

Fewest Opponents Punt Returns, Season
 7* 1962
 14 1973

Most Opponents Punt Returns, Season
 65 2004
 52 1980

Fewest Yards Allowed, Punt Returns, Season
 34 1962
 39 1972

Most Yards Allowed, Punt Returns, Season
 727 2004
 655 2013

Lowest Avg. Allowed, Punt Returns, Season
 1.9 1959
 2.1 1972

Highest Avg. Allowed, Punt Returns, Season
 16.8 2013
 14.4 1946

Most Touchdowns Allowed, Punt Returns, Season
 3 2013
 3 1952
 2 Multiple times (Last: 2008)

KICKOFF RETURNS

Fewest Opponents Kickoff Returns, Season (since 1940)
 26 1944
 28 1959

Most Opponents Kickoff Returns, Season (since 1940)
 91 1983
 77 1999

Fewest Yards Allowed, Kickoff Returns, Season (since 1940)
 566 1944
 625 1959

Most Yards Allowed, Kickoff Returns, Season (since 1940)
 1,772 1983
 1,772 1999

Lowest Average Allowed, Kickoff Returns, Season (since 1940)
 16.3 1976
 16.8 1979

Highest Average Allowed, Kickoff Returns, Season
 28.2 1953
 27.7 1998

Most Touchdowns Allowed, Kickoff Returns, Season
 2 Three times (Last: 1998)

FUMBLES

Most Opponents' Fumbles, Season
 46 1983
 42 1964

Fewest Opponents' Fumbles, Season
 9 1940
 9 1938

Most Opponents' Fumbles, Game
 9 vs Cardinals 10/25/76

Most Opponents' Fumbles Recovered, Season
 27 1983

Most Opponents' Fumbles Recovered, Game
 8 vs Cardinals 10/25/76

Fewest Opponents' Fumbles Recovered, Season
 5 2008
 6 Four times (Last: 2009)

Most Touchdown Returns, Fumbles Recovered, Game
 2 Two times (Last: vs Vikings, 11/29/84)

TURNOVERS

Fewest Opponents Turnovers, Season
 12 2006
 18 2008

Most Opponents Turnovers, Season
 61 1983
 55 1964

Most Opponent Turnovers, Game
 10 vs Cardinals (9 ints/1 fum) 10/25/76
 8 vs Chargers (6 ints/2 fum) 10/31/83

INDIVIDUAL RECORDS

*Asterisks indicate NFL records

SERVICE

Most Seasons

20.....	Darrell Green.....	1983-2002
16.....	Monte Coleman.....	1979-94
16.....	Sammy Baugh.....	1937-52

Most Games Played, Career

295.....	Darrell Green.....	1983-2002
215.....	Monte Coleman.....	1979-94
205.....	Art Monk.....	1980-93

Most Consecutive Games Played, Career

196.....	Len Hauss.....	1964-77
170.....	Mark Moseley.....	1974-86
163.....	Joe Theismann.....	1974-85

Most Consecutive Games Started, Career

192.....	Len Hauss.....	1964-77
----------	----------------	---------

SCORING

Most Seasons Leading League, Scoring

1.....	Chip Lohmiller.....	1991
1.....	Mark Moseley.....	1983
1.....	Sam Baker.....	1957
1.....	Andy Farkas.....	1939

Most Seasons Leading Team (all consecutive)

12.....	Mark Moseley.....	1974-85
7.....	Chip Lohmiller.....	1988-94
5.....	Curt Knight.....	1969-73

POINTS

Most Points, Career

1,206.....	Mark Moseley.....	1974-86
787.....	Chip Lohmiller.....	1988-94
540.....	Charley Taylor.....	1964-77

Most Points, Season

161.....	Mark Moseley.....	1983
149.....	Chip Lohmiller.....	1991
144.....	John Riggins.....	1983

Most Points, No Touchdowns, Season

161.....	Mark Moseley.....	1983
149.....	Chip Lohmiller.....	1991
131.....	Chip Lohmiller.....	1990

Most Seasons, 100 or More Points

4.....	Chip Lohmiller.....	1989-92
3.....	Mark Moseley.....	1979, 1983-84
2.....	Graham Gano.....	2010-11
2.....	Shaun Suisham.....	2007-08
2.....	Brett Conway.....	1999, 2001
2.....	Curt Knight.....	1971, 1973

Most Points, Rookie Season

118.....	Scott Blanton.....	1996
105.....	Charlie Gogolak.....	1966
97.....	Chip Lohmiller.....	1988

Most Points, Game

24.....	Larry Brown vs Eagles (4 TDs).....	12/16/73
24.....	Dick James vs Cowboys (4 TDs).....	12/17/61
20.....	Andy Farkas vs Rams (3 TDs, 2 PATs).....	09/25/38

Most Consecutive Games Scoring

92.....	Chip Lohmiller.....	1988-93
91.....	Mark Moseley.....	1980-86
70.....	Mark Moseley.....	1974-78

TOUCHDOWNS

Most Seasons Leading League, Touchdowns

1.....	Stephen Davis.....	1999
1.....	Terry Allen.....	1996
1.....	George Rogers.....	1986
1.....	John Riggins.....	1983
1.....	Larry Brown.....	1973
1.....	Richard Todd.....	1940
1.....	Cliff Battles.....	1937

Most Seasons Leading Team

5.....	Clinton Portis.....	2004-08
5.....	John Riggins.....	1979, 1981, 83-85
5.....	Hugh Taylor.....	1949-50, 52-54
4.....	Stephen Davis.....	1999-2002
4.....	Gary Clark.....	1986-87, 89-90
4.....	Larry Brown.....	1971-74
4.....	Charley Taylor.....	1964-67
4.....	Bobby Mitchell.....	1962-65
4.....	Andy Farkas.....	1938-39, 1942-43

Most Consecutive Seasons Leading Team

5.....	Clinton Portis.....	2004-08
4.....	Stephen Davis.....	1999-02
4.....	Larry Brown.....	1971-74
4.....	Charley Taylor.....	1964-67
4.....	Bobby Mitchell.....	1962-65

Most Touchdowns, Career

90.....	Charley Taylor.....	1964-77
85.....	John Riggins.....	1976-79, 1981-85
65.....	Art Monk.....	1980-93

Most Touchdowns, Season

24.....	John Riggins.....	1983
21.....	Terry Allen.....	1996
18.....	George Rogers.....	1986

Most Touchdowns, Rookie, Season

13.....	Alfred Morris.....	2012
10.....	Charley Taylor.....	1964
8.....	Skip Hicks.....	1998
8.....	Charlie Brown.....	1982

INDIVIDUAL RECORDS

Most Touchdowns, Game

4.....	Larry Brown vs Eagles	12/16/73
4.....	Dick James vs Cowboys.....	12/17/61
3.....	Multiple times..... (Last: Darrel Young vs Chargers, 11/3/13)	

Most Consecutive Games Scoring Touchdowns

13.....	George Rogers	1985-86
13.....	John Riggins.....	1982-83

POINTS AFTER TOUCHDOWN

Most Seasons Leading League, PATs

1.....	Chip Lohmiller	1991
1.....	Mark Moseley	1983
1.....	Riley Smith	1937

Most (Kicking) PATs Attempted, Career

442	Mark Moseley	1974-86
267	Chip Lohmiller	1988-94
176	Curt Knight.....	1969-73

Most (Kicking) PATs Attempted, Season

63.....	Mark Moseley	1983
56.....	Chip Lohmiller	1991
51.....	Mark Moseley	1984

Most (Kicking) PATs Attempted, Game

10*	Charlie Gogolak vs Giants	11/27/66
-----	---------------------------------	----------

Most (One-Point) PATs, Career

417	Mark Moseley	1974-86
262	Chip Lohmiller	1988-94
172	Curt Knight.....	1969-73

Most (One-Point) PATs, Season

62.....	Mark Moseley	1983
56.....	Chip Lohmiller	1991
49.....	Brett Conway	1999

Most (One-Point) PATs, Game

9*	Charlie Gogolak vs Giants	11/27/66
8.....	Chip Lohmiller vs Falcons	11/10/91
8.....	Dick Poillon vs Yanks	10/31/48

Most Consecutive (Kicking) PATs

213	Chip Lohmiller	1988-94
-----------	----------------------	---------

Highest (Kicking) PAT Percentage, Career (min. 200 PATs)

98.1	Chip Lohmiller (262-267).....	1988-94
94.6	Mark Moseley (417-441).....	1974-86

Most (Kicking) PATs, No Misses, Season

56.....	Chip Lohmiller	1991
41.....	Chip Lohmiller	1990
41.....	Chip Lohmiller	1989

Most (Kicking) PATs, No Misses, Game

8.....	Chip Lohmiller vs Falcons	11/10/91
7.....	Nick Novak vs 49ers.....	10/23/05
7.....	Mark Moseley vs Giants	09/28/75

Most Two-Point Conversions, Career

3.....	Chris Cooley	2004-12
2.....	Darnerien McCants	2002-04
2.....	Stephen Davis	1996-2002

Most Two-Point Conversions, Season

2.....	Darnierian McCants	2003
--------	--------------------------	------

Most Two-Point Conversions, Game

1.....	Multiple times.... (Last: Robert Griffin III vs Eagles, 11/17/13)	
--------	---	--

FIELD GOALS

Most Seasons Leading League

4.....	Mark Moseley	1976-77, 79, 82
--------	--------------------	-----------------

Most Consecutive Seasons Leading League

2.....	Chip Lohmiller	1991-92
2.....	Mark Moseley	1976-77

Most Seasons Leading Team (all consecutive)

12.....	Mark Moseley	1974-85
7.....	Chip Lohmiller	1988-94
5.....	Curt Knight.....	1969-73

Most Field Goals Attempted, Career

397	Mark Moseley	1974-86
245	Chip Lohmiller	1988-94
175	Curt Knight.....	1969-73

Most Field Goals Attempted, Season

49*	Curt Knight	1971
47.....	Mark Moseley	1983
43.....	Chip Lohmiller	1991

Most Field Goals Attempted, Game

7.....	Curt Knight vs Oilers.....	10/10/71
6.....	Graham Gano vs Titans.....	11/21/10
6.....	Brett Conway vs Giants	11/21/99
6.....	Chip Lohmiller vs Eagles	12/22/91
6.....	Chip Lohmiller vs Eagles	10/21/90
6.....	Mark Moseley vs Saints	10/26/80
6.....	Curt Knight vs Bears.....	11/14/71

Most Field Goals, Career

263	Mark Moseley	1974-86
175	Chip Lohmiller	1988-94
101	Curt Knight.....	1969-73

Most Field Goals, Season

33.....	Mark Moseley	1983
31.....	Graham Gano	2011
31.....	Chip Lohmiller	1991
30.....	Chip Lohmiller	1992
30.....	Chip Lohmiller	1990

Most Field Goals, Rookie, Season

26.....	Scott Blanton.....	1996
22.....	Charlie Gogolak	1966
19.....	Chip Lohmiller	1988

INDIVIDUAL RECORDS

Most Field Goals, Game

5.....	Shaun Suisham vs Jets.....	11/04/07
5.....	Chip Lohmiller vs Vikings.....	10/25/92
5.....	Chip Lohmiller vs Eagles.....	12/22/91
5.....	Chip Lohmiller vs Bills.....	12/30/90
5.....	Mark Moseley vs Saints.....	10/26/80
5.....	Curt Knight vs Colts.....	11/18/73
5.....	Curt Knight vs Bears.....	11/14/71
5.....	Curt Knight vs Oilers.....	10/10/71

Most Field Goals, One Quarter

4*	Curt Knight vs Giants (2nd).....	11/15/70
----	----------------------------------	----------

Most Consecutive Games Scoring Field Goals

28.....	Chip Lohmiller.....	1988-90
15.....	Mark Moseley.....	1976-77

Most Consecutive Field Goals

23.....	Mark Moseley.....	1981-82
18.....	Kai Forbath.....	2013-14
17.....	Kai Forbath.....	2012

Most Consecutive Field Goals Made to Start a Career

17*	Kai Forbath.....	2012
-----	------------------	------

Longest Field Goal

59.....	Graham Gano vs. 49ers.....	11/06/11
57.....	Steve Cox vs Seahawks.....	09/28/86
56.....	Chip Lohmiller vs Colts.....	12/22/90

Highest Field Goal Percentage, Career (min. 100 FGA)

80.2.....	Shaun Suisham (81/101).....	2006-09
71.4.....	Chip Lohmiller (175/245).....	1988-94
66.2.....	Mark Moseley (263/397).....	1974-86

Highest Field Goal Percentage, Season (min. 20 FGA)

95.2.....	Mark Moseley (20/21).....	1982
88.9.....	Kai Forbath (24/27).....	2014
85.7.....	Shaun Suisham (18/21).....	2009

Most Field Goals, No Misses, Game

5.....	Shaun Suisham vs Jets.....	11/04/07
5.....	Chip Lohmiller vs Vikings.....	10/25/92
5.....	Chip Lohmiller vs Bills.....	12/30/90

Most Field Goals, 50 or More Yards, Career

12.....	Mark Moseley.....	1974-86
9.....	Chip Lohmiller.....	1988-94
5.....	Brett Conway.....	1998-2002

Most Field Goals, 50 or More Yards, Season

4.....	Graham Gano.....	2011
4.....	Mark Moseley.....	1977
3.....	Brett Conway.....	1999
3.....	Chip Lohmiller.....	1990

Most Field Goals, 50 or More Yards, Game

2.....	Four times.....	(Last: Brett Conway, vs Bears, 10/31/99)
--------	-----------------	--

SAFETIES

Most Safeties, Career

1.....	Multiple players.....	(Last: Kedric Golston)
--------	-----------------------	------------------------

Most Safeties, Season

1.....	Multiple players.....	(Last: Kedric Golston, 2007)
--------	-----------------------	------------------------------

Most Safeties, Game

1.....	Multiple players..	(Last: Kedric Golston vs Vikings, 12/23/07)
--------	--------------------	---

RUSHING - ATTEMPTS

Most Seasons Leading Team, Attempts

6.....	Larry Brown.....	1969-74
5.....	Clinton Portis.....	2004-05, 2007-09
5.....	John Riggins.....	1978-79, 1982-84

Most Consecutive Seasons Leading Team, Attempts

6.....	Larry Brown.....	1969-74
4.....	Stephen Davis.....	1999-2002
4.....	Dan Bosseler.....	1957-60

Most Attempts, Career

1,988.....	John Riggins.....	1976-79, 1981-85
1,667.....	Clinton Portis.....	2004-10
1,530.....	Larry Brown.....	1969-76

Most Attempts, Season

375.....	John Riggins.....	1983
356.....	Stephen Davis.....	2001
352.....	Clinton Portis.....	2005

Most Attempts, Rookie, Season

335.....	Alfred Morris.....	2012
235.....	Mike Thomas.....	1975
233.....	Reggie Brooks.....	1993

Most Attempts, Game

45*.....	Jamie Morris vs Bengals.....	12/17/88
39.....	Earnest Byner vs Patriots.....	12/15/90
38.....	Stephen Davis vs Cardinals.....	01/06/02
38.....	Jamie Morris vs Eagles.....	11/12/89

RUSHING - YARDS GAINED

Most Seasons Leading League, Yards Gained, Rushing

1.....	Larry Brown.....	1970
1.....	Cliff Battles.....	1937
1.....	Jim Musick.....	1933
1.....	Cliff Battles.....	1932

Most Yards Gained, Rushing, Career

7,472.....	John Riggins.....	1976-79, 1981-85
6,824.....	Clinton Portis.....	2004-10
5,875.....	Larry Brown.....	1969-76
5,790.....	Stephen Davis.....	1996-2002

INDIVIDUAL RECORDS

Most Seasons, 1,000 or More Yards Rushing

4.....	Clinton Portis.....	2004-05, 2007-08
4.....	John Riggins.....	1978-79, 1983-84
3.....	Alfred Morris.....	2012-14
3.....	Stephen Davis.....	1999-2001

Most Consecutive Seasons, 1,000 or More Yards Rushing

3.....	Alfred Morris.....	2012-14
3.....	Stephen Davis.....	1999-2001
2.....	Clinton Portis.....	2007-08
2.....	Clinton Portis.....	2004-05
2.....	Terry Allen.....	1995-96
2.....	Earnest Byner.....	1990-91
2.....	George Rogers.....	1985-86
2.....	John Riggins.....	1983-84
2.....	John Riggins.....	1978-79

Most Yards Gained, Rushing, Season

1,613.....	Alfred Morris.....	2012
1,516.....	Clinton Portis.....	2005
1,487.....	Clinton Portis.....	2008

Most Yards Gained, Rushing, Rookie, Season

1,613.....	Alfred Morris.....	2012
1,063.....	Reggie Brooks.....	1993
919.....	Mike Thomas.....	1975

Most Yards Gained, Rushing, Game

221.....	Gerald Riggs vs Eagles.....	09/17/89
215.....	Cliff Battles vs Giants.....	10/08/33
206.....	George Rogers vs Cardinals.....	12/21/85
204.....	Timmy Smith vs Broncos.....	01/31/88

Most Games, 200 or More Yards Rushing, Career (Regular Season)

1.....	Alfred Morris.....	2012-14
1.....	Gerald Riggs.....	1989-91
1.....	George Rogers.....	1985-87
1.....	Cliff Battles.....	1932-37

Most Games, 200 or More Yards Rushing, Season

1.....	Alfred Morris.....	2012
1.....	Gerald Riggs.....	1989
1.....	George Rogers.....	1985
1.....	Cliff Battles.....	1933

Most Games, 100 or More Yards Rushing, Career (Regular Season)

26.....	Clinton Portis.....	2004-10
19.....	John Riggins.....	1976-79, 81-85
19.....	Larry Brown.....	1969-76
18.....	Stephen Davis.....	1996-2002

Most Games, 100 or More Yards Rushing, Season

9.....	Clinton Portis.....	2005
7.....	Alfred Morris.....	2012
7.....	Rob Goode.....	1951

Most Consecutive Games, 100 or More Yards Rushing

5.....	Clinton Portis.....	2008
5.....	Ladell Betts.....	2006
5.....	Clinton Portis.....	2005
5.....	Rob Goode.....	1951

Longest Run From Scrimmage

88.....	Billy Wells vs Cardinals.....	11/21/54
85.....	Reggie Brooks vs Eagles.....	09/19/93
80.....	Rob Goode vs Packers.....	09/24/50

RUSHING - AVERAGE GAIN

Highest Average Gain, Rushing, Career (min. 750 att.)

4.52.....	Alfred Morris (876-3,962).....	2012-14
4.19.....	Stephen Davis (1,383-5,790).....	1996-2002
4.18.....	Cliff Battles (839-3,511).....	1932-37

Highest Average Gain, Rushing, Season (min. 100 att.)

6.79.....	Robert Griffin III (120-815).....	2012
5.42.....	Frank Atkins (147-797).....	1945
5.41.....	Don Bosseler (119-644).....	1959

Highest Average Gain, Rushing, Game (min. 10 att.)

11.9.....	Stephen Davis (12-143) vs Bears.....	10/31/99
10.6.....	Robert Griffin III (13-138) vs Vikings.....	10/14/12
10.5.....	Johnny Olszewski (18-190) vs Browns.....	11/15/59

RUSHING - TOUCHDOWNS

Most Seasons Leading League, Touchdowns, Rushing

1.....	Stephen Davis.....	1999
1.....	Terry Allen.....	1996
1.....	George Rogers.....	1986
1.....	John Riggins.....	1983
1.....	Rob Goode.....	1951
1.....	Andy Farkas.....	1938
1.....	Cliff Battles.....	1937

Most Seasons Leading Team, Touchdowns, Rushing

7.....	John Riggins.....	1978-79, 81-85
5.....	Clinton Portis.....	2004-08
4.....	Stephen Davis.....	1999-2002
4.....	Larry Brown.....	1970-73

Most Consecutive Seasons Leading Team, Touchdowns, Rushing

5.....	Clinton Portis.....	2004-08
5.....	John Riggins.....	1981-85
4.....	Stephen Davis.....	1999-2002
4.....	Larry Brown.....	1970-73

Most Touchdowns, Rushing, Career

79.....	John Riggins.....	1976-79, 81-85
46.....	Clinton Portis.....	2004-10
45.....	Stephen Davis.....	1996-2002
37.....	Terry Allen.....	1995-98
35.....	Larry Brown.....	1970-73

Most Touchdowns, Rushing, Season

24.....	John Riggins.....	1983
21.....	Terry Allen.....	1996
18.....	George Rogers.....	1986

Most Touchdowns, Rushing, Rookie, Season

13.....	Alfred Morris.....	2012
8.....	Skip Hicks.....	1998
7.....	Don Bosseler.....	1957

INDIVIDUAL RECORDS

Most Touchdowns, Rushing, Game

3.....	Darrel Young vs Chargers	11/03/13
3.....	Roy Helu, Jr. vs Bears	10/20/13
3.....	Alfred Morris vs Cowboys	12/30/12
3.....	Clinton Portis vs 49ers.....	10/23/05
3.....	Stephen Davis vs Rams.....	11/24/02
3.....	Stephen Davis vs Jets.....	09/26/99
3.....	Stephen Davis vs Giants	09/19/99
3.....	Skip Hicks vs Eagles.....	11/15/98
3.....	Terry Allen vs Colts	10/27/96
3.....	Terry Allen vs Giants	10/20/96
3.....	Gerald Riggs vs Bengals	09/22/91
3.....	Earnest Byner vs Dolphins.....	12/02/90
3.....	John Riggins vs Lions	10/13/85
3.....	Otis Wonsley vs Lions	11/11/84
3.....	John Riggins vs Rams	01/01/84
3.....	Reggie Evans vs Lions.....	10/23/83
3.....	John Riggins vs Cardinals	10/09/83
3.....	Ray McDonald vs Saints.....	09/24/67
3.....	Dick James vs Cowboys.....	12/17/61
3.....	Don Bosseler vs Eagles	12/08/57
3.....	Andy Farkas vs Bears	12/19/43
3.....	Andy Farkas vs Dodgers.....	11/12/39
3.....	Andy Farkas vs Rams.....	09/25/38
3.....	Cliff Battles vs Giants.....	10/17/37

Most Consecutive Games Rushing for Touchdowns

13.....	George Rogers	1985-86
13.....	John Riggins.....	1982-83
10.....	Terry Allen	1995-96

PASSING - PASSER RATING

Most Seasons Leading League, Passer Rating

6*	Sammy Baugh	1937, 40, 43, 45, 47, 49
2.....	Sonny Jurgensen.....	1967, 69

Most Seasons Leading Team, Passer Rating

14.....	Sammy Baugh	1937-43, 1945-51
8.....	Joe Theismann	1978-85
8.....	Sonny Jurgensen.....	1964-70, 74

Most Consecutive Seasons Leading Team, Passer Rating

8.....	Joe Theismann	1978-85
7.....	Sonny Jurgensen.....	1964-70
7.....	Sammy Baugh.....	1945-51
7.....	Sammy Baugh.....	1937-43

Highest Passer Rating, Career (min. 1500 att.)

85.0	Sonny Jurgensen.....	1964-74
82.3	Jason Campbell.....	2005-09
80.2	Mark Rypien	1987-93
77.4	Joe Theismann	1974-85

Highest Passer Rating, Season (min. 150 att.)

109.9	Sammy Baugh	1945
102.4	Robert Griffin III.....	2012
97.9	Mark Rypien	1991

Highest Passer Rating, Rookie, Season (min. 150 att.)

102.4*.....	Robert Griffin III.....	2012
76.5	Jason Campbell.....	2006
71.8	Patrick Ramsey.....	2002

PASSING - ATTEMPTS

Most Seasons Leading League, Attempts, Passing

4.....	Sammy Baugh	1937, 43, 47-48
3.....	Sonny Jurgensen.....	1966-67, 69

Most Consecutive Seasons Leading League, Attempts, Passing

2.....	Sonny Jurgensen.....	1966-67
2.....	Sammy Baugh	1947-48

Most Passes Attempted, Career

3,602	Joe Theismann	1974-85
3,155	Sonny Jurgensen.....	1964-74
2,995	Sammy Baugh.....	1937-52

Most Passes Attempted, Season

541	Jay Schroeder	1986
519	Brad Johnson	1999
509	Trent Green.....	1998

Most Passes Attempted, Rookie, Season

393	Robert Griffin III.....	2012
375	Norm Snead	1961
265	Heath Shuler	1994

Most Passes Attempted, Game

58.....	Jay Schroeder vs 49ers	12/01/85
54.....	Jason Campbell vs Cowboys	11/18/07
54.....	Trent Green vs Cardinals	11/22/98
54.....	Mark Rypien vs Cowboys.....	11/22/90

PASSING - COMPLETIONS

Most Seasons Leading League, Completions

5.....	Sammy Baugh	1937, 43, 45, 47-48
4.....	Sonny Jurgensen.....	1961, 66-67, 69

Most Consecutive Seasons Leading League, Completions

2.....	Sonny Jurgensen.....	1966-67
2.....	Sammy Baugh.....	1947-48

Most Seasons Leading Team, Completions

13.....	Sammy Baugh	1937-38, 40-43, 45-51
8.....	Joe Theismann	1978-85
7.....	Billy Kilmer.....	1971-77
7.....	Sonny Jurgensen.....	1964-70

Most Consecutive Seasons Leading Team, Completions

8.....	Joe Theismann	1978-85
7.....	Billy Kilmer.....	1971-77
7.....	Sonny Jurgensen.....	1964-70
7.....	Sammy Baugh.....	1945-51

Most Passes Completed, Career

2,044	Joe Theismann	1974-85
1,831	Sonny Jurgensen.....	1964-74
1,693	Sammy Baugh.....	1937-52

INDIVIDUAL RECORDS

Most Passes Completed, Season

327 Jason Campbell.....	2009
316 Brad Johnson	1999
315 Jason Campbell.....	2008

Most Passes Completed, Rookie, Season

258 Robert Griffin III.....	2012
172 Norm Snead	1961
120 Heath Shuler	1994

Most Passes Completed, Game

33 Jason Campbell vs Cowboys.....	11/18/07
32 Robert Griffin III vs Lions.....	09/22/13
32 Brad Johnson vs 49ers	12/26/99
32 John Friesz vs Giants	09/18/94
32 Sonny Jurgensen vs Browns.....	11/26/67

Most Consecutive Passes Completed

22 Mark Brunell vs Texans.....	09/24/06
----	-----------------------------------	----------

PASSING - COMPLETION PCT.

Most Seasons Leading League

7 Sammy Baugh.....	1940, 42-43, 45, 47-49
---	------------------------	------------------------

Most Consecutive Seasons Leading League

3 Sammy Baugh.....	1947-49
---	------------------------	---------

Highest Completion Percentage, Career (min. 1,500 att.)

61.2 Jason Campbell.....	2005-09
58.2 Sonny Jurgensen.....	1964-74
56.7 Joe Theismann	1974-85
56.5 Sammy Baugh.....	1937-52

Highest Completion Percentage, Season (min. 150 att.)

70.33 Sammy Baugh (128-182).....	1945
68.69 Robert Griffin (147-214).....	2014
65.65 Robert Griffin III (258-393).....	2012

Highest Completion Percentage, Rookie, Season

65.7 Robert Griffin III.....	2012
53.1 Jason Campbell.....	2007
51.5 Patrick Ramsey.....	2002

Highest Completion Percentage, Game (min. 20 att.)

88.9 Mark Brunell vs Texans (24-27).....	09/24/06
------	---	----------

PASSING - YARDS GAINED

Most Seasons Leading League, Yards Gained, Passing

4 Sammy Baugh.....	1937, 40, 47-48
3 Sonny Jurgensen.....	1966-67, 69

Most Consecutive Seasons Leading League, Yards Gained, Passing

2 Sonny Jurgensen.....	1966-67
2 Sammy Baugh.....	1947-48

Most Seasons Leading Team, Yards Gained, Passing

13 Sammy Baugh.....	1937-38, 40-43, 45-51
8 Joe Theismann	1978-85
7 Billy Kilmer.....	1971-77
7 Sonny Jurgensen.....	1964-70

Most Yards Gained, Passing, Career

25,206 Joe Theismann	1974-85
22,585 Sonny Jurgensen.....	1964-74
21,886 Sammy Baugh.....	1937-52

Most Seasons, 3,000 or More Yards Passing

3 Mark Rypien	1989, 91-92
3 Joe Theismann	1981, 83-84
3 Sonny Jurgensen.....	1966-67, 69

Most Yards Gained, Passing, Season

4,109 Jay Schroeder	1986
4,005 Brad Johnson	1999
3,768 Mark Rypien	1989

Most Yards Gained, Passing, Rookie, Season

3,200 Robert Griffin III.....	2012
2,337 Norm Snead	1961
1,658 Heath Shuler	1994

Most Yards Gained, Passing, Game

471 Brad Johnson vs 49ers	12/26/99
446 Sammy Baugh vs Yanks.....	10/31/48
442 Mark Rypien vs Falcons.....	11/10/91

Most Games, 400 or More Passing Yards, Career

2 Mark Rypien	1988-93
2 Sonny Jurgensen.....	1964-74

Most Games, 400 or More Passing Yards, Season

1 Multiple times.....	(Last: Kirk Cousins, 2014)
---	---------------------------	----------------------------

Most Games, 300 or More Yards Passing, Career

15 Sonny Jurgensen.....	1964-74
14 Joe Theismann	1974-85
10 Mark Rypien	1987-93

Most Games, 300 or More Yards Passing, Season

5 Mark Rypien	1989
5 Jay Schroeder	1986
5 Sonny Jurgensen.....	1967

Most Consecutive Games, 300 or More Yards Passing, Season

3 Robert Griffin III.....	2013
3 Sonny Jurgensen.....	1967

Longest Pass Completion (all TDs)

99* Sonny Jurgensen (to Allen) vs Bears	09/15/68
99* George Izo (to Mitchell) vs Browns.....	09/15/63
99* Frank Filchock (to Farkas) vs Steelers.....	10/15/39

PASSING - AVERAGE GAIN

Most Seasons Leading League, Average Gain, Passing

3 Sammy Baugh.....	1937, 40, 48
---	------------------------	--------------

Highest Average Gain, Career (1,500 att.)

7.31 Sammy Baugh.....	1937-52
7.22 Mark Rypien	1988-93
7.16 Sonny Jurgensen.....	1964-74

INDIVIDUAL RECORDS

Highest Average Gain, Season (150 att.)

9.17	Sammy Baugh	1945
9.03	Eddie LeBaron	1957
8.47	Mark Rypien	1991

Highest Average Gain, Rookie, Season

8.14	Robert Griffin III	2012
7.22	Al Dorow	1954

Highest Average Gain, Game (20 att.)

18.58*	Sammy Baugh vs Yanks (24 att-446 yds)	10/31/48
--------	---------------------------------------	----------

PASSING - TOUCHDOWNS

Most Seasons Leading League, Touchdowns, Passing

2	Sammy Baugh	1940, 47
2	Frank Filchock	1939, 44

Most Seasons Leading Team

13	Sammy Baugh	1937-38, 40-43, 45-51
8	Joe Theismann	1978-85
8	Sonny Jurgensen	1964-70, 74

Most Consecutive Seasons Leading Team

8	Joe Theismann	1978-85
7	Sonny Jurgensen	1964-70
7	Sammy Baugh	1945-51

Most Touchdown Passes, Career

187	Sammy Baugh	1937-52
179	Sonny Jurgensen	1964-74
160	Joe Theismann	1974-85

Most Touchdown Passes, Season

31	Sonny Jurgensen	1967
29	Joe Theismann	1983
28	Mark Rypien	1991
28	Sonny Jurgensen	1966

Most Touchdown Passes, Rookie, Season

20	Robert Griffin III	2012
14	Eddie LeBaron	1952
11	Norm Snead	1961

Most Touchdown Passes, Game

6	Mark Rypien vs Falcons	11/10/91
6	Sammy Baugh vs Cardinals	11/23/47
6	Sammy Baugh vs Dodgers	10/31/43

Most Games, Four or More Touchdown Passes, Career

9	Sonny Jurgensen	1964-74
5	Mark Rypien	1988-93

Most Games, Four or More Touchdown Passes, Season

3	Sonny Jurgensen	1964, 67
---	-----------------	----------

Most Consecutive Games, Touchdown Passes

23	Sonny Jurgensen	1966-68
15	Joe Theismann	1982-83

PASSING - HAD INTERCEPTED

Most Consecutive Passes Attempted, No Interceptions

271	Jason Campbell	2007-08
162	Joe Theismann	1983
146	Brad Johnson	1999

Most Passes Had Intercepted, Career

203	Sammy Baugh	1937-52
138	Joe Theismann	1974-85
116	Sonny Jurgensen	1964-74

Most Passes Had Intercepted, Season

27	Norm Snead	1963
23	Sammy Baugh	1948
22	Jay Schroeder	1986
22	Norm Snead	1962
22	Norm Snead	1961

Most Passes Had Intercepted, Game

6	Jay Schroeder vs Giants	12/07/86
6	Sammy Baugh vs Giants	11/11/51

Most Attempts, No Interceptions, Game

50	Doug Williams vs Giants	09/05/88
----	-------------------------	----------

Most Seasons Leading League, Lowest Percentage, Passes Had Intercepted

5*	Sammy Baugh	1940, 42, 44-45, 47
----	-------------	---------------------

Lowest Percentage, Passes Had Intercepted, Career (min. 1,000 att.)

2.2	Robert Griffin III	2012-14
2.3	Jason Campbell	2005-09
3.4	Mark Rypien	1987-93

Lowest Percentage, Passes Had Intercepted, Season (min. 150 att.)

1.19	Jason Campbell (6-506)	2008
1.27	Robert Griffin III (5-393)	2012
1.54	Mark Brunell (4-250)	2006

Lowest Pct. Of Passes Had Intercepted, Rookie, Season

1.3	Robert Griffin III	2012
3.5	Patrick Ramsey	2002
4.2	Sammy Baugh	1937

PASSING - TIMES SACKED

Most Times Sacked, Career

340	Joe Theismann	1974-85
160	Sonny Jurgensen	1964-74
117	Billy Kilmer	1971-78

Most Times Sacked, Season

49	Trent Green	1998
48	Joe Theismann	1984
43	Jason Campbell	2009

Most Times Sacked, Game

10	John Beck at Bills	10/30/11
9	Joe Theismann vs Cardinals	11/19/78

INDIVIDUAL RECORDS

PASS RECEPTIONS

Most Seasons Leading League, Receptions

2..... Charley Taylor 1966-67

Most Seasons Leading Team, Receptions

8..... Charley Taylor 1966-69, 72-75
 6..... Santana Moss 2005-10
 6..... Art Monk 1980, 82, 84-85, 89,91
 6..... Hugh Taylor 1949-54

Most Consecutive Seasons Leading Team, Receptions

6..... Santana Moss 2005-10
 6..... Hugh Taylor 1949-54
 4..... Charley Taylor 1972-75
 4..... Charley Taylor 1966-69
 4..... Bobby Mitchell 1962-65

Most Pass Receptions, Career

888 Art Monk 1980-93
 649 Charley Taylor 1964-77
 581 Santana Moss 2005-14

Most Seasons, 50 or More Pass Receptions

9..... Art Monk 1980-81, 84-86, 88-91
 7..... Charley Taylor 1964, 66-67, 69, 73-75
 6..... Santana Moss 2005-10
 6..... Bobby Mitchell 1962-67

Most Pass Receptions, Season

113 Pierre Garçon 2013
 106 Art Monk 1984
 93..... Santana Moss 2010

Most Pass Receptions, Rookie, Season

72..... Gary Clark 1985
 58..... Art Monk 1980
 53..... Charley Taylor 1964

Most Pass Receptions, Game

14..... Roy Helu, Jr. vs 49ers (105 yds) 11/06/11
 13..... Art Monk vs Lions (168 yds) 11/04/90
 13..... Kelvin Bryant vs Giants (130 yds) 12/07/86
 13..... Art Monk vs Bengals (230 yds) 12/15/85

Most Consecutive Games, Pass Receptions

164 Art Monk 1983-93

RECEIVING - YARDS GAINED

Most Seasons Leading League, Yards Gained, Receiving

2..... Bobby Mitchell 1962-63

Most Consecutive Seasons Leading League, Yards Gained, Receiving

2..... Bobby Mitchell 1962-63

Most Seasons Leading Team, Yards Gained, Receiving

8..... Charley Taylor 1966-69, 72-75
 6..... Santana Moss 2005-10
 6..... Gary Clark 1986-87, 89-92
 6..... Hugh Taylor 1949-54

Most Consecutive Seasons Leading Team, Yards Gained, Receiving

6..... Santana Moss 2005-10
 6..... Hugh Taylor 1949-54
 4..... Gary Clark 1989-92
 4..... Charley Taylor 1966-69
 4..... Bobby Mitchell 1962-65

Most Yards Gained, Pass Receiving, Career

12,026 Art Monk 1980-93
 9,110 Charley Taylor 1964-77
 8,742 Gary Clark 1985-92

Most Seasons, 1,000 or More Yards, Pass Receiving

5..... Art Monk 1984-86, 89, 91
 5..... Gary Clark 1986-87, 89-91
 3..... Santana Moss 2005, 08, 10
 3 Henry Ellard 1994-96

Most Yards Gained, Pass Receiving, Season

1,483 Santana Moss 2005
 1,436 Bobby Mitchell 1963
 1,397 Henry Ellard 1994

Most Yards Gained, Pass Receiving, Rookie, Season

926 Gary Clark 1985
 814 Charley Taylor 1964
 797 Art Monk 1980

Most Yards Gained, Pass Receiving, Game

255 Anthony Allen vs Cardinals (7 rec) 10/04/87
 241 Gary Clark vs Giants (11) 10/27/86
 230 Art Monk vs Bengals (13) 12/15/85

Most Games, 100 or More Yards Pass Receiving, Career

36..... Art Monk 1980-93
 28..... Gary Clark 1985-92
 23..... Charley Taylor 1964-77
 23..... Bobby Mitchell 1962-68

Most Games, 100 or More Yards Pass Receiving, Season

7..... Bobby Mitchell 1962
 6..... DeSean Jackson 2014
 6..... Art Monk 1985
 6..... Art Monk 1984
 6..... Bobby Mitchell 1963

Most Consecutive Games, 100 or More Yards Pass Receiving

3..... Art Monk (weeks 9-11) 1985
 3..... Art Monk (weeks 13-15) 1985

Longest Pass Reception (all TDs)

99* Gerry Allen (from Jurgensen) vs Bears 09/15/68
 99* Bobby Mitchell (from Izo) vs Browns 09/15/63
 99* Andy Farkas (from Filchock) vs Steelers 10/15/39

RECEIVING - AVERAGE GAIN

Highest Average Gain, Career (min. 200 rec.)

19.24 Hugh Taylor 1947-54
 18.19 Henry Ellard 1994-98
 16.52 Bobby Mitchell 1962-68

INDIVIDUAL RECORDS

Highest Average Gain, Season (min. 24 rec.)

23.44Hugh Taylor1952
21.56Charlie Brown1982
21.36Hugh Taylor1950

Highest Average Gain, Game (min. 3 rec.)

50.75Gary Clark vs Falcons (4/208)11/10/91
49.33Charley Taylor vs Rams (3/148)10/22/67
48.33Andy Farkas vs Cardinals (3/145)11/19/39

RECEIVING - TOUCHDOWNS

Most Seasons Leading Team

7Gary Clark1985-87, 89-92
7Hugh Taylor1947, 49-54
5Santana Moss2005-06, 08, 10, 12
5Charley Taylor1969, 71-74

Most Consecutive Seasons Leading Team

6Hugh Taylor1949-54
4Gary Clark1989-92
4Charley Taylor1971-74
4Bobby Mitchell1962-65

Most Touchdowns, Career

79Charley Taylor1964-77
65Art Monk1980-93
60Jerry Smith1965-77

Most Touchdowns, Season

12Ricky Sanders1988
12Jerry Smith1967
12Charley Taylor1966
12Hugh Taylor1952

Most Touchdowns, Rookie, Season

8Charlie Brown1982
6Chris Cooley2004
6Hugh Taylor1947

Most Touchdowns, Game

3Santana Moss vs Jaguars10/01/06
3Santana Moss vs Giants12/24/05
3Chris Cooley vs Cowboys12/18/05
3Albert Connell vs Jaguars10/22/00
3Michael Westbrook vs Cardinals11/22/98
3Gary Clark vs Falcons11/10/91
3Anthony Allen vs Cardinals10/04/87
3Art Monk vs Colts10/07/84
3Alvin Garrett vs Lions01/08/83
3Jean Fugett vs 49ers12/07/76
3Larry Brown vs Eagles12/16/73
3Jerry Smith vs Cowboys11/16/69
3Pat Richter vs Bears09/15/68
3Jerry Smith vs Rams10/22/67
3Hugh Taylor vs Cardinals12/12/54
3Hugh Taylor vs Giants12/07/52
3Hugh Taylor vs Cardinals10/22/50
3Hugh Taylor vs Colts09/17/50
3Hal Crisler vs Bulldogs10/16/49
3Hugh Taylor vs Eagles09/28/47

Most Consecutive Games, Receiving Touchdown

6Santana Moss2007-08 (includes playoffs)
6Bobby Mitchell1964
5Charlie Brown1982

YARDS FROM SCRIMMAGE

Most Scrimmage Yards, Career

12,358Art Monk1980-93
10,628Charley Taylor1964-77
8,796Gary Clark1985-92

Most Scrimmage Yards, Season

1,732Clinton Portis2005
1,705Clinton Portis2008
1,690Alfred Morris2012

Most Scrimmage Yards, Rookie, Season

1,690Alfred Morris2012
1,569Charley Taylor1964
1,402Mike Thomas1975

Most Scrimmage Yards, Game

255Larry Brown vs Eagles12/16/73
-----	----------------------------	---------------

INTERCEPTIONS BY

Most Seasons Leading League, Interceptions By

1Barry Wilburn1987
1Mark Murphy1983
1Paul Krause1964
1Dan Sandifer1948
1Sammy Baugh1943

Most Seasons Leading Team, Interceptions By

4Sammy Baugh1941-43
3Multiple players(Last: DeAngelo Hall, 2009-11)

Most Consecutive Seasons Leading Team, Interceptions By

3DeAngelo Hall2009-11
3Fred Smoot2001-03
3Norb Hecker1955-57
3Sammy Baugh1941-43

Most Seasons Leading Team

4DeAngelo Hall2009-11, 13
3Fred Smoot2001-03
3Darrell Green1986, 91, 98
3Tom Carter1993, 95-96
3Vernon Dean1982, 84-85
3Ken Houston1973, 75, 77
3Brig Owens1966, 68, 70
3Paul Krause1964-65, 67
3Norb Hecker1955-57
3Sammy Baugh1942-43, 45

Most Interceptions By, Career

54Darrell Green1983-2002
36Brig Owens1966-72
31Sammy Baugh1937-52

INDIVIDUAL RECORDS

Most Interceptions By, Season

13.....	Dan Sandifer	1948
12.....	Paul Krause	1964
11.....	Sammy Baugh	1943

Most Interceptions By, Rookie, Season

13.....	Dan Sandifer	1948
12.....	Paul Krause	1964
7.....	Brig Owens.....	1966
7.....	Jim Kerr	1961

Most Interceptions By, Game

4*	DeAngelo Hall vs. Bears.....	10/24/10
4*	Dan Sandifer vs Yanks	10/31/48
4*	Sammy Baugh vs Lions.....	11/14/43

Most Consecutive Games, Passes Intercepted By

7.....	Paul Krause	1964
6.....	Barry Wilburn	1987
6.....	Lemar Parrish	1978-79

INTERCEPTIONS - YARDS GAINED

Most Yards Gained, Career

686	Brig Owens.....	1966-72
631	Darrell Green.....	1983-2002
491	Sammy Baugh.....	1937-52

Most Yards Gained, Season

258	Dan Sandifer	1948
168	George Cheverko.....	1948
165	Brig Owens.....	1966

Most Yards Gained, Rookie, Season

258	Dan Sandifer	1948
165	Brig Owens.....	1966
140	Paul Krause	1964

Most Yards Gained, Game

110	Jim Steffen vs Cowboys	09/29/63
103	Brad Edwards vs Cardinals	11/29/92
100	Barry Wilburn vs Vikings	12/26/87

Longest Return (All TDs)

100	Barry Wilburn vs Vikings	12/26/87
93.....	Dick Poillon vs Eagles.....	11/21/48
92.....	DeAngelo Hall vs. Bears.....	10/24/10
92.....	Andre Collins vs Buccaneers.....	12/04/94

INTERCEPTIONS - TOUCHDOWNS

Most Touchdowns, Career

6.....	Darrell Green	1983-2002
3.....	DeAngelo Hall	2008-14
3.....	Monte Coleman.....	1974-94
3.....	Andre Collins.....	1990-94
3.....	Brig Owens.....	1966-77
3.....	Mike Bass	1969-75

Most Touchdowns, Season

2.....	DeAngelo Hall	2013
2.....	Andre Collins.....	1994
2.....	Vernon Dean.....	1984
2.....	Dale Hackbart.....	1961
2.....	Dan Sandifer	1948
2.....	Pug Rentner	1936

Most Touchdowns, Rookie, Season

2.....	Dan Sandifer	1948
--------	--------------------	------

Most Touchdowns, Game

2*	Dan Sandifer vs Yanks	10/31/48
----	-----------------------------	----------

PUNTING

Most Punts, Career

896	Mike Bragg.....	1968-79
388	Matt Turk.....	1995-99
338	Pat Richter.....	1963-70
338	Sammy Baugh.....	1937-52

Most Punts, Season

103	Tom Tupa	2004
103	Mike Bragg.....	1978
93.....	Matt Turk.....	1998

Most Punts, Rookie, Season

76.....	Mike Bragg.....	1968
74.....	Matt Turk.....	1995
54.....	Doug Elmore.....	1962

Most Punts, Game

14.....	Sammy Baugh vs Eagles	11/05/39
---------	-----------------------------	----------

Longest Punt

85.....	Sammy Baugh vs Eagles	12/01/40
81.....	Sammy Baugh vs Lions.....	11/14/43
77.....	Tress Way vs Giants.....	09/25/14
77.....	Steve Cox vs Bills.....	11/01/87

PUNTING - AVERAGE YARDAGE

Highest Average, Punting, Career (min. 250 punts)

45.10	Sammy Baugh.....	1937-52
43.77	Matt Turk.....	1995-99
41.96	Pat Richter.....	1963-70

Highest Average, Punting, Season (min. 30 punts)

51.40*	Sammy Baugh	1940
48.73	Sammy Baugh.....	1941
48.24	Sammy Baugh.....	1942

Highest Avg., Punting, Rookie, Season

43.26	Mike Bragg	1968
42.43	Matt Turk.....	1995
42.16	Eddie LeBaron	1952

Highest Average, Punting, Game (min. 4 punts)

59.40	Sammy Baugh vs Lions (5-297).....	10/27/40
-------------	-----------------------------------	----------

INDIVIDUAL RECORDS

PUNTING - NET YARDAGE

Since 1976

Highest Net Average, Punting, Career (min. 250 att.)

38.3 Matt Turk..... 1995-99

Highest Net Average, Punting, Season

40.0 Tress Way..... 2014

39.2 Matt Turk..... 1997

39.2 Matt Turk..... 1996

Highest Net Punting Average, Rookie, Season

37.7 Matt Turk..... 1995

33.3 Jeff Hayes 1982

Highest Net Average, Punting, Game (min. 4 att.)

55.5 Tress Way vs Giants..... 09/25/14

49.8 Matt Turk vs Broncos..... 09/27/98

48.0 Reggie Roby vs Buccaneers..... 12/04/94

PUNTING - HAD BLOCKED

Most Punts Had Blocked, Career

8..... Mike Bragg 1968-79

7..... Sammy Baugh 1937-52

4..... Kelly Goodburn..... 1990-93

Most Punts Had Blocked, Season

3..... Kelly Goodburn..... 1991

3..... Sammy Baugh 1943

PUNTING - INSIDE 20

Since 1976

Most Punts Inside the 20, Career

134 Matt Turk..... 1995-99

79..... Mike Bragg (stat not tracked until 1976) 1968-79

76..... Sav Rocca..... 2011-13

Most Punts Inside the 20, Season

33..... Matt Turk..... 1998

32..... Matt Turk..... 1997

30..... Tom Tupa 2004

Most Punts Inside the 20, Game

5..... Multiple times..... (Last: Hunter Smith, 10/10/10)

PUNT RETURNS

Most Seasons Leading League, Punt Returns

1..... Eddie Brown 1977

1..... Larry Jones 1975

1..... Steve Bagarus 1945

1..... Andy Farkas 1943

Most Seasons Leading Team (all consecutive)

9..... Brian Mitchell 1991-99

Most Punt Returns, Career

317 Brian Mitchell 1990-99

212 Mike Nelms 1980-84

129 Antwaan Randle El 2006-09

Most Punt Returns, Season

57..... Eddie Brown 1977

53..... Larry Jones 1975

49..... Mike Nelms 1984

Most Punt Returns, Rookie, Season

48..... Mike Nelms 1980

42..... Tony Green..... 1978

38..... Brandon Banks 2010

Most Punt Returns, Game

11* Eddie Brown vs Buccaneers 10/09/77

10..... Mike Nelms vs Saints 12/26/82

9..... Mike Nelms vs Cardinals 12/21/80

FAIR CATCHES

Most Fair Catches, Career

151 Brian Mitchell 1990-99

Most Fair Catches, Season

25..... Andre Roberts 2014

24..... Brian Mitchell 1994

23..... Brian Mitchell 1997

Most Fair Catches, Game

5..... Andre Roberts at Cardinals 10/12/14

5..... Antwaan Randle El vs Steelers 11/03/08

5..... Brian Mitchell vs Cardinals 09/14/97

PUNT RETURNS - YARDS GAINED

Most Seasons Leading League, Yards Gained, Punt Returns

1..... Eddie Brown 1976

1..... Bert Zagers 1957

1..... Andy Farkas 1943

Most Seasons Leading Team, Yards Gained, Punt Returns

9..... Brian Mitchell 1991-99

5..... Mike Nelms 1980-84

5..... Rickie Harris 1965-69

5..... Dick James 1959-63

Most Yards Gained, Punt Returns, Career

3,476 Brian Mitchell 1990-99

1,948 Mike Nelms 1980-84

1,150 Eddie Brown 1975-77

Most Yards Gained, Punt Returns, Season

646 Eddie Brown 1976

600 Brian Mitchell 1991

506 Brian Mitchell 1998

INDIVIDUAL RECORDS

Most Yards Gained, Punt Returns, Rookie, Season

487Mike Nelms.....	1980
443Tony Green.....	1978
431Brandon Banks.....	2010

Most Yards Gained, Punt Returns, Game

146Rickie Harris vs Steelers.....	11/21/65
142Ted Wilson vs Giants.....	10/11/87
118Derrick Shepard vs Cardinals.....	10/04/87

Longest Punt Return (All TDs)

96Bill Dudley vs Steelers.....	12/03/50
90Jacquez Green vs Eagles.....	09/16/02
89Eric Metcalf vs Giants.....	10/28/01

PUNT RETURNS - AVG. YARDAGE

Highest Average, Career (min. 40 returns)

13.20Dick Todd.....	1939-48
12.81Johnny Williams.....	1952-53
12.11Andy Farkas.....	1938-44

Highest Average, Season (min. 20 returns)

15.25Johnny Williams.....	1952
14.12Brian Mitchell.....	1994
13.46Eddie Brown.....	1976

Highest Average, Rookie, Season

15.25Johnny Williams.....	1952
12.16Rickie Harris.....	1965
11.95Steve Bagarus.....	1945

Highest Average, Game

39.3Derrick Shepard vs Cardinals.....	10/04/97
34.0Pervis Atkins vs Eagles.....	11/01/64
33.3Brian Mitchell vs Giants.....	11/01/92

PUNT RETURNS - TOUCHDOWNS

Most Touchdowns, Punt Returns, Career

7Brian Mitchell.....	1990-99
3Rickie Harris.....	1965-70
3Dick Todd.....	1939-48

Most Touchdowns, Punt Returns, Season

2Brian Mitchell.....	1994
2Brian Mitchell.....	1991
2Mike Nelms.....	1981
2Bert Zagers.....	1957
2John Williams.....	1952

Most Touchdowns, Punt Returns, Rookie, Season

2John Williams.....	1952
1Five players.....	(Last: Desmond Howard, 1992)

Most Touchdowns, Punt Returns, Game

1Multiple times.....	(Last: Santana Moss vs Lions, 10/26/08)
---	--------------------------	---

KICKOFF RETURNS

Most Seasons Leading League, Kick Returns

2Eddie Saenz.....	1947, 49
---	-----------------------	----------

2Dan Sandifer.....	1948-49
1Brandon Banks.....	2011
1Larry Jones.....	1975

Most Consecutive Seasons Leading League, Kick Returns

2Dan Sandifer.....	1948-49
---	------------------------	---------

Most Seasons Leading Team

9Brian Mitchell.....	1991-99
5Mike Nelms.....	1980-84
5Dick James.....	1959-63

Most Kickoff Returns, Career

421Brian Mitchell.....	1990-99
222Rock Cartwright.....	2002-09
175Mike Nelms.....	1980-84

Most Kickoff Returns, Season

64Rock Cartwright.....	2006
59Brian Mitchell.....	1998
58Brian Mitchell.....	1994

Most Kickoff Returns, Rookie, Season

46Brandon Banks.....	2010
38Mike Nelms.....	1980
34Tony Green.....	1978

Most Kickoff Returns, Game

8Terry Metcalf vs Cardinals.....	09/20/81
---	--------------------------------------	----------

KICK RETURNS - YARDS GAINED

Most Yards Gained, Kickoff Returns Career

9,586Brian Mitchell.....	1990-99
5,332Rock Cartwright.....	2002-09
4,128Mike Nelms.....	1980-84
3,949Dick James.....	1956-63

Most Yards Gained, Kickoff Returns Season

1,541Rock Cartwright.....	2006
1,478Brian Mitchell.....	1994
1,408Brian Mitchell.....	1995

Most Yards Gained, Kickoff Returns Rookie, Season

1,155Brandon Banks.....	2010
870Tony Green.....	1978
810Mike Nelms.....	1980

Most Yards Gained, Kickoff Returns Game

225Herb Mul-Key vs Cardinals.....	09/23/73
213Brandon Banks vs Lions.....	10/31/10
189Brian Mitchell vs Chargers.....	12/06/98

Longest Kickoff Return (All TDs)

102Larry Jones vs Eagles.....	11/24/74
101Brian Mitchell vs Chargers.....	12/06/98
100Rock Cartwright vs Dallas.....	09/17/06

INDIVIDUAL RECORDS

KICK RETURNS - AVG. YARDAGE

Most Seasons Leading League, Average Yardage, Kick Returns

1.....	Mike Nelms.....	1981
1.....	Eddie Saenz.....	1947

Highest Average, Career (min. 40 returns)

28.50.....	Bobby Mitchell.....	1962-68
27.87.....	Herb Mul-key.....	1972-74
25.98.....	Joe Scudero.....	1954-58

Highest Average, Season (min. 20 returns)

29.70.....	Mike Nelms.....	1981
29.38.....	Dick James.....	1961
29.22.....	Larry Jones.....	1974

Highest Average, Rookie, Season

29.22.....	Larry Jones.....	1974
25.96.....	Dale Atkeson.....	1954
25.59.....	Tony Green.....	1978

KICK RETURNS - TOUCHDOWNS

Most Touchdowns, Career

2.....	Brian Mitchell.....	1990-99
2.....	Bobby Mitchell.....	1962-68
2.....	Eddie Saenz.....	1946-51
2.....	Andy Farkas.....	1938-44

Most Touchdowns, Season

2.....	Eddie Saenz.....	1947
--------	------------------	------

Most Touchdowns, Rookie, Season

1.....	Multiple times.....	(Last: Brandon Banks, 2010)
--------	---------------------	-----------------------------

Most Touchdowns, Game

1.....	Many players.....	(Last: Brandon Banks vs Lions, 10/31/10)
--------	-------------------	--

COMBINED KICK/PUNT RETURNS

Most Combined Kick/Punt Returns, Career

738.....	Brian Mitchell.....	1990-99
386.....	Mike Nelms.....	1980-84
253.....	Dick James.....	1956-63

Most Combined Kick/Punt Returns, Season

103.....	Brian Mitchell.....	1998
100.....	Larry Jones.....	1975
91.....	Mike Nelms.....	1984
91.....	Eddie Brown.....	1977

Most Combined Kick/Punt Returns, Game

12.....	Eddie Brown vs Buccaneers (P-11/K-1).....	10/09/77
12.....	Larry Jones vs Cowboys (6/6).....	12/13/75
11.....	Brandon Banks vs. Lions (5/6).....	10/31/10
11.....	Larry Jones vs Raiders (6/5).....	11/23/75

COMBINED KICK RETURNS - YARDS

Most Yards Returned, Career

13,062.....	Brian Mitchell.....	1990-99
6,076.....	Mike Nelms.....	1980-84

4,743.....	Dick James.....	1956-63
------------	-----------------	---------

Most Yards Returned, Season

1,930.....	Brian Mitchell.....	1994
1,843.....	Brian Mitchell.....	1998
1,723.....	Brian Mitchell.....	1995

Most Yards Returned, Game

271.....	Brandon Banks vs Lions.....	10/31/10
240.....	Brian Mitchell vs Broncos.....	09/17/95
226.....	Brian Mitchell vs Chargers.....	10/06/98

COMBINED KICK RETURNS - TDs

Most Touchdowns, Career

9.....	Brian Mitchell.....	1990-99
3.....	Rickie Harris.....	1965-70
3.....	Bert Zagers.....	1955-58
3.....	Dick Todd.....	1939-48
3.....	Andy Farkas.....	1934-44

Most Touchdowns, Season

2.....	Brian Mitchell.....	1997
2.....	Brian Mitchell.....	1994
2.....	Brian Mitchell.....	1991
2.....	Mike Nelms.....	1981
2.....	Tony Green.....	1978
2.....	Bert Zagers.....	1957
2.....	Joe Scudero.....	1955
2.....	John Williams.....	1952
2.....	Eddie Saenz.....	1947

Most Touchdowns, Game

1.....	Multiple times.....	(Last: Brandon Banks vs Lions, 10/31/10)
--------	---------------------	--

FUMBLES

Most Fumbles, Career

47.....	Sammy Baugh.....	1937-52
42.....	Mark Rypien.....	1987-93
42.....	Joe Theismann.....	1974-85

Most Fumbles, Season

15.....	Sammy Baugh.....	1947
14.....	Trent Green.....	1998
14.....	Mark Rypien.....	1989
13.....	Jason Campbell.....	2007

Most Fumbles, Game

5.....	Patrick Ramsey vs Packers.....	10/20/02
--------	--------------------------------	----------

FUMBLES RECOVERED

Most Fumbles Recovered, Career, Own and Opponents'

21.....	Sammy Baugh.....	1937-52
16.....	Brad Dusek.....	1974-81
15.....	Monte Coleman.....	1979-94

Most Fumbles Recovered, Season, Own and Opponents'

8.....	Donovan McNabb.....	2010
7.....	Sammy Baugh.....	1947
6.....	Joe Theismann.....	1984

INDIVIDUAL RECORDS

OWN FUMBLES RECOVERED

Most Own Fumbles Recovered, Career

18.....	Sammy Baugh	1937-52
16.....	Charley Taylor	1964-77
14.....	Joe Theismann	1974-85

Most Own Fumbles Recovered, Season

8.....	Donovan McNabb	2010
7.....	Sammy Baugh	1947
6.....	Joe Theismann	1984

Most Own Fumbles Recovered, Game

2.....	Many players	
--------	--------------------	--

OPPONENTS' FUMBLES RECOVERED

Most Opponents' Fumbles Recovered, Career

16.....	Brad Dusek.....	1974-81
16.....	Chris Hanburger	1965-78
14.....	Monte Coleman.....	1979-94
14.....	Chris Hanburger	1965-78
14.....	John Paluck.....	1956-65

Most Opponents' Fumbles Recovered, Season

5.....	Ken Houston	1973
5.....	Paul Krause	1965
5.....	Bob Toneff.....	1959

Most Opponents' Fumbles Recovered, Game

2.....	LaVar Arrington.....	12/29/02
2.....	Shawn Barber.....	12/03/00
2.....	Pat Eilers.....	09/06/93
2.....	Danny Copeland	12/13/92

YARDS RETURNING FUMBLES

Longest Fumble Return (all TDs)

78.....	Darrell Green vs Colts	10/07/93
76.....	John Paluck vs Giants	12/02/56
75.....	DeAngelo Hall vs Eagles	09/09/13

FUMBLE RETURN TOUCHDOWNS

Most Touchdowns, Career

3.....	Chris Hanburger	1965-78
3.....	Brad Dusek.....	1974-79

Most Touchdowns, Season

2.....	Harold McPhail	1934
1.....	Multiple times..... (Last: DeAngelo Hall vs Eagles, 09/09/13)	

COMBINED NET YARDS GAINED

Rushing, Receiving, Returns

Most Seasons Leading League, Net Yards Gained

4.....	Brian Mitchell	1994-96, 98
--------	----------------------	-------------

Most Consecutive Seasons Leading League, Net Yards Gained

3.....	Brian Mitchell	1994-96
--------	----------------------	---------

Most Seasons Leading Team, Net Yards Gained

7.....	Brian Mitchell	1993-99
6.....	Larry Brown.....	1969-74
4.....	Clinton Portis.....	2004-05, 2007-08

Most Consecutive Seasons Leading Team

7.....	Brian Mitchell	1993-99
6.....	Larry Brown.....	1969-74

COMBINED NET YARDS - ATTEMPTS

Most Attempts, Career

2,109	John Riggins.....	1976-79, 81-85
1,834	Clinton Portis.....	2004-10
1,768	Larry Brown.....	1969-76

Most Attempts, Season

384	Stephen Davis	2001
383	Clinton Portis.....	2004
382	Clinton Portis	2005

Most Attempts, Game

45.....	Jamie Morris vs Bengals	12/17/88
41.....	Jamie Morris vs Eagles.....	11/12/89
39.....	Earnest Byner vs Patriots	12/15/90

COMBINED NET YARDS - YARDS

Most Yards Gained, Career

16,900	Brian Mitchell	1990-99
12,358	Art Monk.....	1980-93
10,803	Charley Taylor	1964-77

Most Yards Gained, Season

2,477	Brian Mitchell	1994
2,357	Brian Mitchell	1998
2,348	Brian Mitchell	1995

Most Yards Gained, Rookie, Season

1,690	Alfred Morris.....	2012
1,602	Brandon Banks	2010
1,589	Charley Taylor	1964

SACKS

Most Seasons Leading Team

5.....	Dexter Manley	1982, 84-86, 88
4.....	Brian Orakpo	2009-11, 13
4.....	Andre Carter	2006-09
3.....	Ken Harvey	1994-95, 97
3.....	Charles Mann	1987, 89, 91
3.....	Coy Bacon	1978-80

Most Sacks, Career

97.5	Dexter Manley	1981-89
82.0	Charles Mann	1982-93
59.5	Dave Butz	1975-88

Most Sacks, Season

18.5	Dexter Manley	1986
15.0	Dexter Manley	1985

INDIVIDUAL RECORDS/OPPONENT RECORDS

15.0Coy Bacon1979

Most Sacks, Rookie, Season

11.0Brian Orakpo2009
 7.5Ryan Kerrigan2011
 6.0Andre Collins1990
 6.0Dean Hamel1985

Most Sacks, Game

4.0Ryan Kerrigan vs Jaguars09/14/14
 4.0Brian Orakpo vs Raiders12/13/09
 4.0Phillip Daniels vs Cowboys12/18/05
 4.0Ken Harvey vs Giants11/23/97
 4.0Dexter Manley vs Giants10/02/88
 4.0Diron Talbert vs Giants09/28/75

Most Seasons, 10 or More Sacks

5Charles Mann 1985-87, 89, 91
 4Dexter Manley 1983-86
 3Coy Bacon 1978-80

Most Consecutive Seasons, 10 or More Sacks

4Dexter Manley 1983-86
 3Charles Mann 1985-87
 3Coy Bacon 1978-80

OPPONENT RECORDS

SCORING

Most Points vs Redskins, Career

242Lou Groza 1950-67

Most Points vs Redskins, Game

25Bobby Joe Conrad, Cardinals09/27/59

Touchdowns vs Redskins, Career

24Emmitt Smith 1990-2002

Touchdowns vs Redskins, Game

4Terrell Owens, Cowboys11/18/07
 4Wilbert Montgomery, Eagles10/07/79
 4Wilbert Montgomery, Eagles09/10/78
 4Ollie Matson, Cardinals11/21/54
 4Bob Shaw, Rams12/11/49

Points After Touchdown vs Redskins, Career

101Lou Groza 1950-67

Points After Touchdown vs Redskins, Game

7Adam Vinatieri, Colts11/30/14
 7Stephen Gostkowski, Patriots10/28/07
 7Pat Summerall, Giants10/05/61
 7Bobby Joe Conrad, Cardinals09/27/59
 7Ray McLean, Bears10/26/47

Field Goals vs Redskins, Career

45Lou Groza 1950-67

Field Goals vs Redskins, Game

6Dan Bailey, Cowboys09/26/11

Field Goals Attempted vs Redskins, Game

6Dan Bailey, Cowboys09/26/11
 6Jay Feely, Giants10/30/05
 6Ali Haji-Sheikh, Giants12/17/83

Longest Field Goal vs Redskins

58Nick Lowery, Chiefs09/18/83

RUSHING

Most Yards Gained vs Redskins, Career

2,440Emmitt Smith 1990-2002

Most Yards Gained vs Redskins, Game

234Tiki Barber, Giants12/30/06
 234Bobby Mitchell, Browns11/15/59

Most Rushing Attempts vs Redskins, Game

40Errict Rhett, Buccaneers12/04/94

Most Rushing Touchdowns vs Redskins, Game

3Multiple players(Last: Matt Asiata, Vikings, 11/02/14)

PASSING

Most Passing Yards Gained vs Redskins, Career

4,804Eli Manning 2004-14

Most Passing Yards Gained vs Redskins, Game

522Boomer Esiason, Cardinals11/10/96

Most Passing Attempts vs Redskins, Career

703Jim Hart 1967-82

Most Passing Attempts vs Redskins, Game

62Tony Romo, Cowboys11/22/12

Most Completions vs Redskins, Career

402Eli Manning 2004-14

Most Completions vs Redskins, Game

38Matt Schaub, Texans09/19/10

Most Passing Touchdowns vs Redskins, Career

38Charlie Conerly 1948-61

Most Passing Touchdowns vs Redskins, Game

7*Y.A Tittle, Giants10/28/62
 7*Adrian Burk, Eagles10/17/54

Most Interceptions Thrown vs Redskins, Career

43Jim Hart 1967-82

Most Interceptions Thrown vs Redskins, Game

6Ed Luther, Chargers10/31/83

Longest Pass Completion vs Redskins

99Jim Plunkett (to Cliff Branch), Raiders10/02/83

OPPONENT RECORDS

RECEIVING

Most Receiving Yards Gained vs Redskins, Career	
1,437	Roy Green..... 1979-91
Most Receiving Yards Gained vs Redskins, Game	
269	Del Shofner, Giants (11 rec.).....10/28/62
Most Receptions vs Redskins, Career	
108	Jason Witten..... 2003-14
Most Receptions vs Redskins, Game	
15.....	Zach Ertz, Eagles.....12/20/14
15.....	Danny Amendola, Rams.....09/16/12
Most Receiving Touchdowns vs Redskins, Career	
15.....	Pete Pihos..... 1947-55
Most Receiving Touchdowns vs Redskins, Game	
4	Terrell Owens, Cowboys.....11/18/07
4.....	Bob Shaw, Rams.....12/11/49
Longest Reception	
99t	Cliff Branch (from Jim Plunkett), Raiders.....10/02/83

INTERCEPTIONS

Most Interceptions vs Redskins, Career	
9.....	Terence Newman..... 2003-12
9.....	Everson Walls..... 1981-91
9.....	Bill Bradley..... 1969-77
9.....	Mel Renfro..... 1964-77
Most Interceptions vs Redskins, Game	
4	Jerry Norton, Cardinals.....11/20/60
4.....	Jack Butler, Steelers.....12/13/53
Most Interception Yards Gained vs Redskins, Career	
157	Aeneas Williams.....1991-2000
Most Interception Yards Gained vs Redskins, Game	
121	Mike Gaechter, Cowboys..... 11/03/63
Most Interception Return Touchdowns vs Redskins, Career	
3.....	Larry Cole..... 1968-80
Most Interception Return Touchdowns vs Redskins, Game	
2.....	Robert Massey, Cardinals.....10/04/92
Longest Interception Return vs Redskins	
99t.....	George Buksar, Colts, ran 18, lateralled to Ernie Zaleski who ran 81 yds.....11/26/50
96.....	Dennis Thurman, Cowboys.....09/06/81

KICKOFF RETURNS

Most Kickoff Returns vs Redskins, Career	
36.....	Vai Sihakema..... 1986-93

Most Kickoff Returns vs Redskins, Game	
8.....	Maurice Hicks, 49ers.....10/23/05
8.....	Erric Pegram, Falcons.....11/10/91
8.....	Harlan Huckleby, Packers.....10/17/83

Most Kickoff Return Yards Gained vs Redskins, Career	
795	Vai Sihakema..... 1986-93

Most Kickoff Return Yards Gained vs Redskins, Game	
222	Allen Rossum, Eagles.....11/14/99

Longest Kickoff Return vs Redskins	
105t.....	Ollie Matson, Cardinals.....10/14/56

PUNT RETURNS

Most Punt Returns vs Redskins, Career	
29.....	Kelvin Martin..... 1987-96

Most Punt Returns vs Redskins, Game	
8.....	Dedric Ward, Cowboys.....09/27/04
8.....	Stump Mitchell, Cardinals..... 01/02/83
8.....	Leon Bright, Giants.....09/13/81

Most Punt Return Yards Gained vs Redskins, Career	
336	Vai Sihakema..... 1986-93

Most Punt Return Yards Gained vs Redskins, Game	
177	Dexter McCluster, Chiefs.....12/08/13

Longest Punt Return vs Redskins	
98t.....	Charlie West, Vikings.....11/03/68

FUMBLE RETURNS

Longest Return vs Redskins	
103t.....	Aeneas Williams, Cardinals..... 11/05/00

POSTSEASON RECORDS

TEAM POSTSEASON

CHAMPIONSHIPS

League Championships	
5	1937, 42, 82, 87, 91
NFC Championships	
5	1972, 82-83, 87, 91
NFC East Championships	
14	1936-37, 40, 42-43, 45, 72, 82-84, 87, 91, 99, 2012

GAMES, VICTORIES, DEFEATS

Seasons Participating in Postseason Games	
23	1936-37, 40, 42-43, 45, 71-74, 76, 82-84, 86-87, 90-92, 99, 2005, 07, 12
Most Consecutive Seasons Participating in Postseason Games	
4	1971-74
Games Played	
41	1936-2012
Games Won	
23	1937-2005
Most Consecutive Games Won	
6	1982-83
Games Lost	
18	1936-2012
Most Consecutive Games Lost	
4	1972-76

SCORING

Most Points, Game	
51	vs Rams 01/01/84
42	vs Broncos..... 01/31/88
41	vs Lions 01/12/92
Most Points, Both Teams, Game	
73	Redskins (0) vs Bears (73) 12/08/40
62	Redskins (21) vs Bears (41) 12/26/43
61	Redskins (37) vs Bills (24) 01/26/92
Fewest Points, Both Teams, Game	
17	Redskins (0) vs Giants (17) 01/11/87
19	Redskins (16) vs Packers (3)..... 12/24/72
20	Redskins (14) vs Bears (6) 12/13/42
Largest Margin of Victory, Game	
44	vs Rams 01/01/84
32	vs Broncos..... 01/31/88
31	vs Lions 01/12/92

Largest Margin of Defeat, Game	
73*	vs Bears 12/08/40
29	vs Raiders..... 01/22/84
21	vs Seahawks..... 01/05/08

Most Points, Shutout Victory, Game	
28	vs Giants..... 12/19/43

Most Points Overcome to Win Game	
14	vs Bears (trailed 14-0, won 21-17)..... 01/10/88

Most Points, One Half	
38	vs Rams (led 38-7 vs halftime) 01/01/84

Most Points, One Quarter	
35	vs Broncos (second quarter)..... 01/31/88

TOUCHDOWNS

Most Touchdowns, Game	
6	vs Broncos..... 01/31/88
6	vs Rams 01/01/84

Most Touchdowns, Both Teams, Game	
11	Redskins (0) vs Bears (11) 12/08/40

Fewest Touchdowns, Both Teams, Game	
1	Redskins (1) vs Packers (0)..... 12/24/72

POINTS AFTER TOUCHDOWN

Most (One-Point) Points After Touchdown, Game	
6	vs Broncos..... 01/31/88
6	vs Rams 01/01/84

Most (One-Point) Points After Touchdown, Both Teams, Game	
7	Redskins (4) vs Bills (3) 01/26/92
7	Redskins (6) vs Broncos (1)..... 01/31/88
7	Redskins (6) vs Rams (1) 01/01/84
7	Redskins (2) vs Vikings (5)..... 12/18/76

Fewest (One-Point) Points After Touchdown, Both Teams, Game	
2	Redskins (0) vs Giants (2)..... 01/11/87
2	Redskins (1) vs Rams (1) 12/22/74
2	Redskins (2) vs Bears (0) 12/13/42

Most Two-Point Conversions, Game	
None.....	

FIELD GOALS

Most Field Goals, Game	
4	vs Rams 12/28/86
4	vs Cowboys..... 12/31/72

Most Field Goals, Both Teams, Game	
5	vs Cowboys..... 12/31/72

SAFETIES

Most Safeties, Game	
1*	vs Bears 12/30/84

POSTSEASON RECORDS

Most Safeties, Both Teams, Game

1* Redskins (1) vs Bears (0) 12/30/84

FIRST DOWNS

Most First Downs, Game

25 vs 49ers 01/12/91

25 vs Broncos 01/31/88

Fewest First Downs, Game

9 vs Buccaneers 01/07/06

9 vs Bears 12/13/42

10 vs Buccaneers 01/15/00

Most First Downs, Both Teams, Game

49 Redskins (24) vs Bills (25) 01/26/92

Fewest First Downs, Both Teams, Game

19 Redskins (9) vs Bears (10) 12/13/42

RUSHING FIRST DOWNS

Most First Downs, Rushing, Game

14 vs Dolphins 01/30/83

13 vs Broncos 01/31/88

12 vs Vikings 01/02/93

12 vs Vikings 01/15/83

Fewest First Downs, Rushing, Game

1 vs Buccaneers 01/15/00

2 vs Giants 01/11/87

3 Three times (Last: vs Seahawks, 01/14/06)

Most First Downs, Rushing, Both Teams, Game

21 Redskins (14) vs Dolphins (7) 01/30/83

19 Redskins (13) vs Broncos (6) 01/31/88

18 Redskins (9) vs Rams (9) 12/28/86

Fewest First Downs, Rushing, Both Teams, Game

4 Redskins (1) vs Buccaneers (3) 01/15/00

6 Redskins (4) vs Packers (2) 12/13/36

7 Three times (Last: vs Seahawks, 01/05/08)

PASSING FIRST DOWNS

Most First Downs, Passing, Game

18 vs 49ers 01/12/91

16 vs Seahawks 01/05/08

15 vs 49ers 01/09/93

15 vs Vikings 12/18/76

Fewest First Downs, Passing, Game

2 vs Bears 12/13/42

3 vs Packers 12/13/36

4 Four times (Last: vs Buccaneers, 01/07/06)

Most First Downs, Passing, Both Teams, Game

34 Redskins (18) vs 49ers (16) 01/12/91

30 Redskins (12) vs Bills (18) 01/26/92

27 Redskins (16) vs Seahawks (11) 01/05/08

27 Redskins (15) vs 49ers (12) 01/09/93

Fewest First Downs, Passing, Both Teams, Game

7 Redskins (2) vs Bears (5) 12/13/42

7 Redskins (3) vs Packers (4) 12/13/36

8 Redskins (4) vs Rams (4) 12/16/45

PENALTY FIRST DOWNS

Most First Downs, Penalty, Game

3 Seven times (Last: vs Lions, 01/08/00)

Most First Downs, Penalty, Both Teams, Game

5 Redskins (2) vs Bills (3) 01/26/32

4 Four times (Last: vs Lions, 01/08/00)

NET YARDS GAINED RUSHING AND PASSING

Most Yards Gained, Game

602 vs Broncos 01/31/88

445 vs Rams 01/01/84

441 vs 49ers 01/12/91

441 vs Bears 12/12/37

Fewest Yards Gained, Game

120 vs Buccaneers 01/07/06

130 vs Packers 12/13/36

166 vs Bears 12/13/42

Most Yards Gained, Both Teams, Game

942 Redskins (441) vs Bears (501) 12/12/37

870 Redskins (415) vs Vikings (455) 01/15/83

822 Redskins (602) vs Broncos (220) 01/31/88

Fewest Yards Gained, Both Teams, Game

358 Redskins (167) vs Buccaneers (191) 01/15/00

362 Redskins (214) vs Rams (148) 12/16/45

409 Redskins (166) vs Bears (243) 12/13/42

RUSHING - ATTEMPTS

Most Attempts, Game

52 vs Dolphins 01/30/83

47 vs Vikings 01/02/93

46 vs Lions 01/08/00

Fewest Attempts, Game

16 vs Giants 01/11/87

18 vs Vikings 12/18/76

21 vs 49ers 01/09/93

Most Attempts, Both Teams, Game

81 Redskins (52) vs Dolphins (29) 01/30/83

78 Redskins (39) vs 49ers (39) 12/26/71

78 Redskins (34) vs Rams (44) 12/16/45

Fewest Attempts, Both Teams, Game

48 Redskins (24) vs 49ers (24) 01/12/91

50 Redskins (29) vs Seahawks (21) 01/05/08

50 Redskins (23) vs Buccaneers (27) 01/15/00

POSTSEASON RECORDS

RUSHING - YARDS GAINED

Most Yards Gained, Game

280	vs Broncos	01/31/88
276	vs Dolphins	01/30/83
223	vs Lions	01/08/00

Fewest Yards Gained, Game

22	vs Bears	12/08/40
35	vs Rams	12/16/45
39	vs Packers	12/13/36

Most Yards Gained, Both Teams, Game

404	Redskins (22) vs Bears (382)	12/08/40
377	Redskins (280) vs Broncos (97)	01/31/88
372	Redskins (276) vs Dolphins (96)	01/30/83

Fewest Yards Gained, Both Teams, Game

90	Redskins (46) vs Buccaneers (44)	01/15/00
106	Redskins (39) vs Packers (67)	12/13/36
126	Redskins (80) vs 49ers (46)	01/12/91

RUSHING - AVERAGE GAIN

Highest Average Gain, Game

7.0	vs Broncos	01/31/88
5.3	vs Dolphins	01/30/83
4.9	vs Vikings	01/15/83

Lowest Average Gain, Game

1.0	vs Rams	12/16/45
1.2	vs Packers	12/13/36
1.6	vs Bears	12/08/40

RUSHING - TOUCHDOWNS

Most Touchdowns, Game

3	vs Falcons	01/04/92
3	vs Rams	01/01/84
3	vs Giants	12/19/43

Most Touchdowns, Both Teams, Game

7	Redskins (0) vs Bears (7)	12/08/40
4	Redskins (3) vs Falcons (1)	01/04/92
3	Five times	(Last: vs Vikings, 01/02/93)

PASSING - ATTEMPTS

Most Attempts, Game

51	vs Bears	12/08/40
50	vs Seahawks	01/05/08
50	vs Giants	01/11/87

Fewest Attempts, Game

13	vs Bears	12/13/42
14	vs Packers	12/24/72
16	vs Buccaneers	01/07/06

Most Attempts, Both Teams, Game

90	Redskins (33) vs Bills (59)	01/26/92
82	Redskins (50) vs Seahawks (32)	01/05/08
80	Redskins (48) vs 49ers (32)	01/12/91

Fewest Attempts, Both Teams, Game

33	Redskins (13) vs Bears (20)	12/13/42
38	Redskins (14) vs Packers (24)	12/24/72
39	Redskins (28) vs Dolphins (11)	01/14/73
39	Redskins (18) vs Cowboys (21)	12/31/72

PASSING - COMPLETIONS

Most Completions, Game

29	vs Seahawks	01/05/08
27	vs 49ers	01/12/91
26	vs Vikings	12/18/76

Fewest Completions, Game

5	vs Bears	12/13/42
7	vs Buccaneers	01/07/06
7	vs Packers	12/24/72
7	vs Packers	12/13/36

Most Completions, Both Teams, Game

50	Redskins (27) vs 49ers (23)	01/12/91
49	Redskins (29) vs Seahawks (20)	01/05/08
47	Redskins (18) vs Bills (29)	01/26/92

Fewest Completions, Both Teams, Game

15	Redskins (5) vs Bears (10)	12/13/42
16	Redskins (7) vs Dolphins (9)	12/13/36
19	Redskins (15) vs Packers (4)	01/30/83
19	Redskins (7) vs Dolphins (12)	12/24/72

PASSING - COMPLETION PCT.

Highest Completion Percentage, Game (min. 20 att.)

80.0	vs Rams (25-20)	01/01/84
77.3	vs Giants (22-17)	12/19/43
73.9	vs Vikings (23-17)	01/15/83

Lowest Completion Percentage, Game (min. 20 att.)

26.9	vs Packers (26-7)	12/13/36
34.6	vs Vikings (26-9)	01/17/88
39.2	vs Bears (51-20)	12/08/40

PASSING - YARDS GAINED

Most Yards Gained, Game

371	vs Bears	12/12/37
361	vs 49ers	01/12/91
340	vs Broncos	01/31/88

Fewest Yards Gained, Game

41	vs Buccaneers	01/07/06
65	vs Bears	12/13/42
90	vs Rams	12/28/86

Most Yards Gained, Both Teams, Game

663	Redskins (361) vs 49ers (302)	01/12/91
620	Redskins (340) vs Broncos (280)	01/31/88
612	Redskins (265) vs 49ers (347)	01/08/94

POSTSEASON RECORDS

Fewest Yards Gained, Both Teams, Game

192	Redskins (104) vs Dolphins (88)	01/14/73
195	Redskins (65) vs Bears (130)	12/13/42
226	Redskins (90) vs Rams (136)	12/28/86

PASSING - TIMES SACKED

Most Times Sacked, Game

7	vs Bears	12/30/84
6	vs Raiders	01/22/84
5	vs 49ers	01/09/93

Most Times Sacked, Both Teams, Game

12	Redskins (7) vs Bears (5)	12/30/84
8	Redskins (0) vs Vikings (8)	01/17/88
8	Redskins (6) vs Raiders (2)	01/22/84

PASSING - TOUCHDOWNS

Most Touchdowns, Game

4	vs Broncos	01/31/88
3	vs Lions	01/08/83
3	vs Bears	12/12/37

Most Touchdowns, Both Teams, Game

7	Redskins (2) vs Bears (5)	12/26/43
5	Redskins (4) vs Broncos (1)	01/31/88
5	Redskins (2) vs Vikings (3)	12/18/76
5	Redskins (3) vs Bears (2)	12/12/37

PASSING - HAD INTERCEPTED

Most Passes Had Intercepted, Game

8	vs Bears	12/08/40
4	vs Bears	12/26/43
3	Four times	(Last: vs 49ers, 01/12/91)

PENALTIES

Most Penalties, Game

9	vs Giants	12/19/43
8	vs Bears	01/03/87
8	vs Bears	12/08/40

Most Yards Penalized, Game

83	vs Giants	12/19/43
82	vs Bills	01/26/92

DEFENSE POSTSEASON

TOTAL NET YARDS

Most Net Yards Allowed, Game

425	vs 49ers	01/08/84
401	vs 49ers	01/09/93
385	vs Raiders	01/22/84

Fewest Net Yards Allowed

148	vs Vikings	01/02/93
169	vs Cowboys	12/31/72
176	vs Dolphins	01/30/83

FIRST DOWNS

Most First Downs Allowed

25	vs Bills	01/26/92
22	vs Seahawks	01/06/12
22	vs 49ers	01/09/93

Fewest First Downs Allowed

7	vs Packers	12/13/36
8	vs Cowboys	12/31/72
8	vs Giants	12/19/43

RUSHING

Most Yards Allowed Rushing

382	vs Bears	12/08/40
231	vs Raiders	01/22/84
224	vs Seahawks	01/06/12

Fewest Yards Allowed Rushing

43	vs Bills	01/26/92
43	vs Falcons	01/04/92
44	vs Buccaneers	01/15/00

PASSING

Most Opponent Passes Attempted

59	vs Bills	01/26/92
48	vs 49ers	01/08/84
46	vs Lions	01/08/00

Fewest Opponent Passes Attempted

10	vs Bears	12/08/40
11	vs Dolphins	01/14/73
14	vs Giants	01/11/87

Most Opponent Passes Completed

29	vs Bills	01/26/92
27	vs 49ers	01/08/84
25	vs Buccaneers	01/07/06
25	vs Lions	01/12/92

Fewest Opponent Passes Completed

4	vs Dolphins	01/30/83
4	vs Giants	12/19/43
6	vs Vikings	01/02/93

Most Opponent Net Yards Passing

347	vs 49ers	01/08/84
292	vs 49ers	01/12/91
286	vs Bears	12/26/43

Fewest Opponent Net Passing Yards

57	vs Giants	12/19/43
69	vs Dolphins	01/14/73
73	vs Cowboys	12/31/72

POSTSEASON RECORDS

SCORING

Most Opponent Points Scored

73	vs Bears	12/08/40
41	vs Bears	12/26/43
38	vs Raiders	01/22/84

Fewest Opponent Points Scored

0	vs Giants	12/19/43
3	vs Cowboys	12/31/72
3	vs Packers	12/24/72

Most Opponent Touchdowns Scored

11*	vs Bears	12/08/40
6	vs Bears	12/26/43
5	vs Vikings	12/18/86
5	vs Raiders	01/22/84

Most Opponent Field Goals Scored

2	Five times	(Last: vs 49ers, 01/09/93)
---	------------	----------------------------

SACKS

Most Sacks by Redskins, Game

7	vs Bears	12/30/84
6	vs Raiders	01/22/84
5	vs 49ers	01/09/93

INTERCEPTIONS

Most Passes Intercepted by Redskins, Game

4	vs Bills	01/26/92
4	vs Falcons	01/04/92
3	vs Bears	12/12/37

PENALTIES

Most Opponent Penalties

12	vs Lions	01/08/00
8	vs Rams	12/28/86
7	Four times	(Last: vs Vikings, 01/02/93)

Fewest Opponent Penalties

2	vs Seahawks	01/14/06
2	vs Buccaneers	01/15/00
2	vs Vikings	01/17/88
2	vs Vikings	12/22/73

INDIVIDUAL POSTSEASON

SERVICE

Most Games, Career

21	Joe Jacoby	1982-89
19	Don Warren	1982-91
18	Darrell Green	1983-99
18	Jeff Bostic	1982-91

Most Games, Head Coach

24	Joe Gibbs	1981-92, 2004-07
----	-----------	------------------

Most Championships Won, Head Coach

3	Joe Gibbs	1981-92, 2004-07
---	-----------	------------------

Most Games Won, Head Coach

17	Joe Gibbs	1981-92, 2004-07
----	-----------	------------------

Most Games Lost, Head Coach

7	Joe Gibbs	1981-92, 2004-07
---	-----------	------------------

POINTS

Most Points, Career

72	John Riggins	1976-84
63	Mark Moseley	1976-84
55	Chip Lohmiller	1990-92

Most Points, Game

18	John Riggins vs Rams	01/01/84
18	Alvin Garrett vs Lions	01/08/83
18	Andy Farkas vs Giants	12/19/43

Most Points, Single Postseason

36	Gerald Riggs	1991
36	John Riggins	1983

Most Points, No Touchdowns, Single Postseason

30	Chip Lohmiller	1991
----	----------------	------

TOUCHDOWNS

Most Touchdowns, Career

12	John Riggins	1976-84
8	Art Monk	1983-92
7	Gary Clark	1986-92
7	Gerald Riggs	1990-91
7	Andy Farkas	1940-43

Most Touchdowns, Game

3	John Riggins vs Rams	01/01/84
3	Alvin Garrett vs Lions	01/08/83
3	Andy Farkas vs Giants	12/19/43

Consecutive Games Scoring Touchdowns

7	John Riggins	1982-84
---	--------------	---------

POSTSEASON RECORDS

POINTS AFTER TOUCHDOWN

Most (Kicking) PATs, Career

27	Mark Moseley	1976-84
19	Chip Lohmiller	1990-92
11	Ali Haji-Sheikh	1987

Most (Kicking) PATs, Game

6	Ali Haji-Sheikh vs Broncos	01/31/88
6	Mark Moseley vs Rams	01/01/84
5	Chip Lohmiller vs Lions	01/12/92

Most (Kicking) PATs, No Misses, Career

19	Chip Lohmiller	1990-92
----	----------------	---------

Most Two-Point Conversions, Career

None		
------	--	--

FIELD GOALS

Most Field Goals Attempted, Career

18	Chip Lohmiller	1990-92
----	----------------	---------

Most Field Goals Attempted, Game

5	Mark Moseley vs 49ers	01/08/94
---	-----------------------	----------

Most Field Goals, Career

12	Chip Lohmiller	1990-92
12	Mark Moseley	1976-84

Most Field Goals, Game

4	Jess Atkinson vs Rams	12/28/86
4	Curt Knight vs Cowboys	12/31/72

Longest Field Goal

52	Curt Knight vs Vikings	12/22/73
48	Brett Conway vs Buccaneers	01/15/00
47	John Hall vs Buccaneers	01/07/06
47	Mark Moseley vs Vikings	12/18/76

Highest Field Goal Percentage, Career (min. 10 FG)

73.3	Curt Knight (11-15)	1971-73
------	---------------------	---------

SAFETIES

Most Safeties, Game

None		
------	--	--

RUSHING - ATTEMPTS

Most Attempts, Career

251	John Riggins	1976-84
151	Larry Brown	1971-76
104	Earnest Byner	1990-92

Most Attempts, Game

38	John Riggins vs Dolphins	01/30/83
37	John Riggins vs Vikings	01/15/83
36	John Riggins vs 49ers	01/08/84
36	John Riggins vs Cowboys	01/22/83

RUSHING - YARDS GAINED

Most Yards Gained, Career

996	John Riggins	1976-84
499	Larry Brown	1971-76
359	Earnest Byner	1990-92

Most Yards Gained, Game

204	Timmy Smith vs Broncos	01/31/88
185	John Riggins vs Vikings	01/15/83
166	John Riggins vs Dolphins	01/30/83

Most Games, 100 or More Yards Rushing, Career

6	John Riggins	1976-84
---	--------------	---------

Most Consecutive Games, 100 or More Yards Rushing

6	John Riggins	1982-83
---	--------------	---------

Longest Run From Scrimmage

58	Stephen Davis vs Lions	01/08/00
58t	Timmy Smith vs Broncos	01/31/88
44	Alvin Garrett vs Dolphins	01/30/83

RUSHING - AVERAGE GAIN

Highest Average Gain, Career (min. 100 att.)

4.0	John Riggins	1976-84
3.5	Earnest Byner	1990-92
3.3	Larry Brown	1971-76

Highest Average Gain, Game (min 10 att.)

9.3	Timmy Smith vs Broncos	01/31/88
7.9	Stephen Davis vs Lions	01/08/00
6.8	Brian Mitchell vs Vikings	01/02/93

RUSHING - TOUCHDOWNS

Most Touchdowns, Career

12	John Riggins	1976-84
6	Gerald Riggs	1990-91
5	Andy Farkas	1940-43

Most Touchdowns, Game

3	John Riggins vs Rams	01/01/84
3	Andy Farkas vs Giants	12/19/43

Most Consecutive Games Rushing for Touchdowns

7	John Riggins	1982-83
---	--------------	---------

PASSING - PASSER RATING

Highest Passer Rating, Career (min. 150 att.)

91.4	Joe Theismann	1974-85
74.5	Mark Rypien	1990-92
68.6	Billy Kilmer	1971-76

PASSING - ATTEMPTS

Most Passes Attempted, Career

222	Mark Rypien	1990-92
211	Joe Theismann	1974-84
178	Billy Kilmer	1971-76

POSTSEASON RECORDS

Most Passes Attempted, Game

50	Todd Collins vs Seahawks	01/05/08
50	Jay Schroeder vs Giants	01/11/87
49	Billy Kilmer vs Vikings	12/18/86

PASSING - COMPLETIONS

Most Passes Completed, Career

128	Joe Theismann	1974-84
121	Mark Rypien	1990-92
92	Billy Kilmer	1971-76

Most Passes Completed, Game

29	Todd Collins vs Seahawks	01/05/08
27	Mark Rypien vs 49ers	01/12/91
26	Billy Kilmer vs Vikings	12/18/86

PASSING - COMPLETION PCT.

Highest Completion Percentage, Career (min. 150 att.)

60.7	Joe Theismann	1974-84
54.5	Mark Rypien	1990-92
51.7	Billy Kilmer	1971-76

Highest Completion Percentage, Game (min. 15 comp.)

78.3	Joe Theismann vs Rams	01/01/84
76.2	Sammy Baugh vs Giants	12/19/43
73.9	Joe Theismann vs Vikings	01/15/83

PASSING - YARDS GAINED

Most Yards Gained, Career

1,782	Joe Theismann	1974-84
1,699	Mark Rypien	1990-92
1,060	Billy Kilmer	1971-76

Most Yards Gained, Game

361	Mark Rypien vs 49ers	01/12/91
340	Doug Williams vs Broncos	01/31/88
335	Sammy Baugh vs Bears	12/12/37

Most Games, 300 or More Yards Passing, Career

1	Mark Rypien	1990-92
1	Doug Williams	1987
1	Joe Theismann	1974-84
1	Sammy Baugh	1937-45

Longest Pass Completion

80t.	Doug Williams vs Broncos	01/31/88
60	Joe Theismann vs Raiders	01/22/84
52	Mark Brunell vs Seahawks	01/14/06

PASSING - AVERAGE GAIN

Highest Average Gain, Career (150 att.)

8.45	Joe Theismann	1974-84
7.65	Mark Rypien	1990-92
5.96	Billy Kilmer	1971-76

Highest Average Gain, Game (20 attempts)

13.13	Joe Theismann vs Rams	01/01/84
11.72	Doug Williams vs Broncos	01/31/88
10.15	Sammy Baugh vs Bears	12/12/37

PASSING - TOUCHDOWNS

Most Touchdown Passes, Career

11	Joe Theismann	1974-84
8	Mark Rypien	1990-92
8	Billy Kilmer	1971-76

Most Touchdown Passes, Game

4	Doug Williams vs Broncos	01/31/88
3	Joe Theismann vs Lions	01/08/83
3	Sammy Baugh vs Bears	12/12/37

PASSING - HAD INTERCEPTED

Lowest Percentage, Passes Had Intercepted, Career (min. 150 att.)

3.3	Joe Theismann	1974-84
3.9	Billy Kilmer	1971-76
4.1	Mark Rypien	1990-92

Most Attempts Without Interception, Game

37	Mark Brunell vs Seahawks	01/14/06
26	Doug Williams vs Vikings	01/07/88
23	Jay Schroeder vs Rams	12/28/86
23	Joe Theismann vs Rams	01/01/84

Most Passes Had Intercepted, Career

9	Mark Rypien	1990-92
---	-------------	---------

Most Passes Had Intercepted, Game

5	Frankie Filchock vs Bears	12/08/40
---	---------------------------	----------

RECEPTIONS

Most Pass Receptions, Career

69	Art Monk	1983-92
56	Gary Clark	1986-92
31	Ricky Sanders	1986-92
31	Charlie Brown	1982-83

Most Pass Receptions, Game

10	Antwaan Randle El vs Seahawks	01/05/08
10	Art Monk vs 49ers	01/12/91
10	Art Monk vs Bears	12/30/84

RECEIVING - YARDS GAINED

Most Yards Gained, Career

1,062	Art Monk	1983-92
785	Gary Clark	1986-92
643	Charlie Brown	1982-93

Most Yards Gained, Game

193	Ricky Sanders vs Broncos	01/31/88
171	Charlie Brown vs Rams	01/01/84
163	Art Monk vs 49ers	01/12/91

POSTSEASON RECORDS

Most Games, 100 or More Yards Pass Receiving, Career

4	Art Monk	1983-92
2	Gary Clark	1986-92
2	Charlie Brown	1982-83

Longest Pass Reception

80t	Ricky Sanders vs Broncos	01/31/88
60	Charlie Brown vs Rams	01/22/84
52	Chris Cooley vs Seahawks	01/14/06

RECEIVING - AVERAGE GAIN

Highest Average Gain, Career (min. 20 rec.)

20.7	Charlie Brown	1982-83
16.7	Ricky Sanders	1986-92
15.4	Art Monk	1983-92

Highest Average Gain, Game (min. 3 rec.)

31.7	Steve Bagarus vs Rams	12/16/45
31.0	Charlie Brown vs Raiders	01/22/84
28.5	Charlie Brown vs Rams	01/01/84

RECEIVING - TOUCHDOWNS

Most Touchdowns, Career

7	Art Monk	1983-92
6	Gary Clark	1986-92
5	Alvin Garrett	1982-83

Most Touchdowns, Game

3*	Alvin Garrett vs Lions	01/08/83
----	------------------------	----------

INTERCEPTIONS BY

Most Interceptions By, Career

6	Darrell Green	1983-99
4	Barry Wilburn	1986-87

Most Interceptions By, Game

2	Six players	Last: LaRon Landry vs Seahawks, 01/05/08
---	-------------	--

INTERCEPTIONS - YARDS GAINED

Most Yards Gained, Career

133	Darrell Green	1983-99
77	Jeris White	1982
67	Kurt Gouveia	1987-99

Most Yards Gained, Game

77	Jeris White vs Lions	01/08/83
72	Darrell Green vs Rams	01/01/84
56	Brad Edwards vs Bills	01/26/92

INTERCEPTIONS - TOUCHDOWNS

Most Touchdowns, Career

2	Darrell Green	1983-99
1	Darryl Grant	1982-90
1	Jeris White	1982

Most Touchdowns, Game

1	Four times	Last: Darrell Green vs Lions, 01/12/92
---	------------	--

PUNTING

Most Punts, Career

37	Steve Cox	1986-87
35	Jeff Hayes	1982-84
35	Mike Bragg	1971-76

Most Punts, Game

10	Riley Smith vs Packers	12/13/36
9	Kelly Goodburn vs Eagles	01/05/91
9	Steve Cox vs Giants	01/11/87

Longest Punt

66	Mike Bragg vs 49ers	12/26/71
61	Roy Zimmerman vs Bears	12/08/40
58	Mike Bragg vs Rams	12/22/74

PUNTING - AVERAGE YARDAGE

Highest Average, Punting, Career (min. 25 punts)

39.5	Mike Bragg	1971-76
38.9	Steve Cox	1986-87
36.9	Kelly Goodburn	1990-92

Highest Average, Punting, Game (min. 4 punts)

52.5	Sammy Baugh vs Bears	12/13/42
48.3	Sav Rocca vs Seahawks	01/06/12
46.5	Mike Bragg vs Packers	12/24/72
46.2	Mike Bragg vs 49ers	12/26/71

PUNT RETURNS

Most Punt Returns, Career

18	Brian Mitchell	1990-99
15	Mike Nelms	1982-84
11	Eric Yarber	1986-87

Most Punt Returns, Game

6	Mike Nelms vs Dolphins	01/30/83
6	Eddie Brown vs Vikings	12/18/76
5	Brian Mitchell vs Buccaneers	01/15/00

PUNT RETURNS - YARDS GAINED

Most Yards Gained, Career

204	Brian Mitchell	1990-99
164	Mike Nelms	1982-84
102	Darrell Green	1983-99

Most Yards Gained, Game

70	Brian Mitchell vs Vikings	01/02/93
60	Mike Nelms vs Lions	01/08/83
56	Nick Giaquinto vs Rams	01/01/84

Longest Punt Return

34	Darrell Green vs Raiders	01/22/84
15	Brian Mitchell vs Buccaneers	01/15/00
13	Antonio Brown vs Buccaneers	01/07/06

POSTSEASON RECORDS

PUNT RETURNS - AVG. YARDAGE

Highest Average, Career (min. 10 returns)

11.3	Brian Mitchell	1990-99
10.3	Mike Nelms	1982-84

Highest Average, Game

23.3	Brian Mitchell vs Vikings	01/02/93
20.0	Mike Nelms vs Lions	01/08/83
18.7	Nick Giaquinto vs Rams	01/01/84

PUNT RETURNS - TOUCHDOWNS

Most Touchdowns, Career

1	Darrell Green	1983-99
---	---------------	---------

Most Touchdowns, Game

1*	Darrell Green vs Bears	01/10/88
----	------------------------	----------

KICKOFF RETURNS

Most Kickoff Returns, Career

14	Brian Mitchell	1990-99
13	Mike Nelms	1982-84
9	Alvin Garrett	1982-83

Most Kickoff Returns, Game

6	Rock Cartwright vs Seahawks	01/05/08
6	Eddie Brown vs Vikings	12/18/76
5	Alvin Garrett vs Raiders	01/22/84

KICK RETURNS - YARDS GAINED

Most Yards Gained, Career

353	Brian Mitchell	1990-99
308	Mike Nelms	1982-84
178	Alvin Garrett	1982-83

Most Yards Gained, Game

176	Rock Cartwright vs Seahawks	01/05/08
170	Speedy Duncan vs 49ers	12/26/71
136	Eddie Brown vs Vikings	12/18/76

Longest Return

100t	Brian Mitchell vs Buccaneers	01/15/00
------	------------------------------	----------

KICK RETURNS - AVG. YARDAGE

Highest Average, Career (min. 10 returns)

25.2	Brian Mitchell	1990-99
23.7	Mike Nelms	1982-84

Highest Average, Game (min. 3 returns)

56.7*	Speedy Duncan vs 49ers	12/26/71
32.0	Mike Nelms vs Dallas	01/22/83
29.3	Rock Cartwright vs Seahawks	01/05/08

KICK RETURNS - TOUCHDOWNS

Most Touchdowns, Career

1	Brian Mitchell	1990-99
---	----------------	---------

Most Touchdowns, Game

1*	Brian Mitchell vs Buccaneers	01/15/00
----	------------------------------	----------

FUMBLES

Most Fumbles, Career

2	Stephen Davis	1999
2	Brian Mitchell	1990-99

Most Fumbles, Game

2	Brian Mitchell vs 49ers	01/09/93
---	-------------------------	----------

YARDS RETURNING FUMBLES

Longest Fumble Return

49	Mike Bass vs Dolphins	01/14/83
----	-----------------------	----------

FUMBLE RETURN TOUCHDOWNS

Most Touchdowns, Career

3	Brad Dusek	1974-81
3	Chris Hanburger	1965-78

SACKS

Most Sacks, Career

10.0	Charles Mann	1983-92
8.0	Dexter Manley	1982-87
7.0	Fred Stokes	1991-92

Most Sacks, Game

3.5	Rich Milot vs Bears	12/30/84
3.0	Fred Stokes vs Vikings	01/02/93
3.0	Wilber Marshall vs Lions	01/12/92
3.0	Charles Mann vs Bears	01/10/88

INTERCEPTIONS BY

Most Interceptions, Career

6	Darrell Green	1983-99
4	Barry Wilburn	1986-87

Most Interceptions, Game

2	Four times	(Last: LaRon Landry vs Seahawks, 01/05/08)
---	------------	--

SERIES HISTORIES

Contained below are all games contested between the Washington Redskins and the NFL's 31 other active franchises. Games featuring combined teams are not included.

Postseason games indicated with an asterisk. Home games **bolded**.

ARIZONA



Redskins lead overall series, 74-45-2

Cumulative score: Redskins 2,687, Cardinals 2,254

SEASON DATE	OPPONENT	RESULT
1932	10/16/1932 vs. Chicago.....	9-0 L
1932	11/27/1932 at Chicago.....	8-6 W
1933	10/22/1933 vs. Chicago.....	10-0 W
1933	12/3/1933 at Chicago.....	0-0
1934	10/28/1934 vs. Chicago.....	9-0 W
1935	11/24/1935 vs. Chicago.....	6-0 L
1936	11/1/1936 vs. Chicago.....	13-10 W
1937	9/24/1937 vs. Chicago.....	21-14 L
1939	11/19/1939 vs. Chicago.....	28-7 W
1940	10/13/1940 vs. Chicago.....	28-21 W
1942	11/8/1942 vs. Chicago.....	28-0 W
1943	10/24/1943 vs. Chicago.....	13-7 W
1945	11/4/1945 vs. Chicago.....	24-21 W
1947	11/23/1947 vs. Chicago.....	45-21 W
1949	9/26/1949 at Chicago.....	38-7 L
1950	10/22/1950 vs. Chicago.....	38-28 L
1951	10/21/1951 vs. Chicago.....	7-3 W
1951	12/9/1951 at Chicago.....	20-17 W
1952	9/29/1952 at Chicago.....	23-7 W
1952	10/12/1952 vs. Chicago.....	17-6 L
1953	9/27/1953 at Chicago.....	24-13 W
1953	11/8/1953 vs. Chicago.....	28-17 W
1954	11/21/1954 at Chicago.....	38-16 L
1954	12/12/1954 vs. Chicago.....	37-20 W
1955	10/9/1955 vs. Chicago.....	24-10 L
1955	11/20/1955 at Chicago.....	31-0 W
1956	10/14/1956 vs. Chicago.....	31-3 L
1956	10/28/1956 at Chicago.....	17-14 W
1957	10/6/1957 at Chicago.....	37-14 W
1957	10/20/1957 vs. Chicago.....	44-14 L
1958	10/4/1958 at Chicago.....	37-10 L
1958	11/9/1958 vs. Chicago.....	45-31 W
1959	9/27/1959 at Chicago.....	49-21 L
1959	10/11/1959 vs. Chicago.....	23-14 W
1960	11/6/1960 at St. Louis.....	44-7 L
1960	11/20/1960 vs. St. Louis.....	26-14 L
1961	10/22/1961 vs. St. Louis.....	24-0 L
1961	12/3/1961 at St. Louis.....	38-24 L
1962	9/30/1962 vs. St. Louis.....	24-14 W
1962	10/14/1962 at St. Louis.....	17-17
1963	10/27/1963 vs. St. Louis.....	21-7 L
1963	11/10/1963 at St. Louis.....	24-20 L
1964	10/4/1964 vs. St. Louis.....	23-17 L
1964	10/18/1964 at St. Louis.....	38-24 L
1965	10/10/1965 vs. St. Louis.....	37-16 L
1965	10/24/1965 at St. Louis.....	24-20 W
1966	9/18/1966 at St. Louis.....	23-7 L
1966	10/23/1966 vs. St. Louis.....	26-20 W
1967	11/5/1967 vs. St. Louis.....	27-21 L
1968	10/20/1968 at St. Louis.....	41-14 L
1969	10/12/1969 vs. St. Louis.....	33-17 W
1970	9/27/1970 at St. Louis.....	27-17 L
1970	12/20/1970 vs. St. Louis.....	28-27 W

1971	9/19/1971 at St. Louis.....	24-17 W
1971	10/17/1971 vs. St. Louis.....	20-0 W
1972	9/24/1972 vs. St. Louis.....	24-10 W
1972	10/15/1972 at St. Louis.....	33-3 W
1973	9/23/1973 at St. Louis.....	34-27 L
1973	10/21/1973 vs. St. Louis.....	31-13 W
1974	9/22/1974 vs. St. Louis.....	17-10 L
1974	10/27/1974 at St. Louis.....	23-20 L
1975	10/13/1975 vs. St. Louis.....	27-17 W
1975	11/16/1975 at St. Louis.....	20-17 (OT) L
1976	10/25/1976 vs. St. Louis.....	20-10 W
1976	11/21/1976 at St. Louis.....	16-10 W
1977	10/2/1977 vs. St. Louis.....	24-14 W
1977	12/10/1977 at St. Louis.....	26-20 W
1978	9/17/1978 at St. Louis.....	28-10 W
1978	11/19/1978 vs. St. Louis.....	27-17 L
1979	9/23/1979 at St. Louis.....	17-7 W
1979	11/11/1979 vs. St. Louis.....	30-28 W
1980	10/19/1980 vs. St. Louis.....	23-0 W
1980	12/21/1980 at St. Louis.....	31-7 W
1981	9/20/1981 at St. Louis.....	40-30 L
1981	11/1/1981 vs. St. Louis.....	42-21 W
1982	12/12/1982 at St. Louis.....	12-7 W
1982	1/2/1983 vs. St. Louis.....	28-0 W
1983	10/9/1983 at St. Louis.....	38-14 W
1983	11/6/1983 vs. St. Louis.....	45-7 W
1984	10/21/1984 at St. Louis.....	26-24 L
1984	12/16/1984 vs. St. Louis.....	29-27 W
1985	10/7/1985 vs. St. Louis.....	27-10 W
1985	12/21/1985 at St. Louis.....	27-16 W
1986	10/19/1986 vs. St. Louis.....	28-21 W
1986	11/30/1986 at St. Louis.....	20-17 W
1987	10/4/1987 vs. St. Louis.....	28-21 W
1987	12/6/1987 at St. Louis.....	34-17 W
1988	9/25/1988 at Phoenix.....	30-21 L
1988	10/16/1988 vs. Phoenix.....	33-17 W
1989	10/8/1989 vs. Phoenix.....	30-28 W
1989	12/3/1989 at Phoenix.....	29-10 W
1990	9/9/1990 vs. Phoenix.....	31-0 W
1990	9/30/1990 at Phoenix.....	38-10 W
1991	9/15/1991 vs. Phoenix.....	34-0 W
1991	12/8/1991 at Phoenix.....	20-14 W
1992	10/4/1992 at Phoenix.....	27-24 L
1992	11/29/1992 vs. Phoenix.....	41-3 W
1993	9/12/1993 vs. Phoenix.....	17-10 L
1993	10/17/1993 at Phoenix.....	36-6 L
1994	10/16/1994 vs. Arizona.....	19-16 (OT) L
1994	12/11/1994 at Arizona.....	17-15 L
1995	9/3/1995 vs. Arizona.....	27-7 W
1995	10/15/1995 at Arizona.....	24-20 L
1996	11/10/1996 vs. Arizona.....	37-34 (OT) L
1996	12/15/1996 at Arizona.....	27-26 L
1997	9/14/1997 vs. Arizona.....	19-13 (OT) W
1997	12/7/1997 at Arizona.....	38-28 W
1998	11/8/1998 at Arizona.....	29-27 L
1998	11/22/1998 vs. Arizona.....	45-42 L
1999	10/17/1999 at Arizona.....	24-10 W
1999	12/12/1999 vs. Arizona.....	28-3 W
2000	11/5/2000 at Arizona.....	16-15 L
2000	12/24/2000 vs. Arizona.....	20-3 W
2001	12/9/2001 at Arizona.....	20-10 W
2001	1/6/2002 vs. Arizona.....	20-17 W
2002	9/8/2002 vs. Arizona.....	31-23 W
2005	12/11/2005 at Arizona.....	17-13 W
2007	10/21/2007 vs. Arizona.....	21-19 W
2008	9/21/2008 vs. Arizona.....	24-17 W
2011	9/18/2011 vs. Arizona.....	22-21 W
2014	10/12/2014 at Arizona.....	30-20 L

ATLANTA



Redskins lead overall series, 15-8-1

Cumulative score: Redskins 603, Falcons 461

SEASON DATE	OPPONENT	RESULT
1966	10/9/1966 vs. Atlanta.....	33-20 W
1967	10/15/1967 at Atlanta.....	20-20
1969	11/23/1969 vs. Atlanta.....	27-20 W
1972	11/20/1972 vs. Atlanta.....	24-13 W
1975	12/7/1975 at Atlanta.....	30-27 W
1977	9/25/1977 vs. Atlanta.....	10-6 W
1978	12/10/1978 at Atlanta.....	20-17 L
1979	9/30/1979 at Atlanta.....	16-7 W
1980	11/30/1980 at Atlanta.....	10-6 L
1983	12/4/1983 vs. Atlanta.....	37-21 W
1984	11/5/1984 vs. Atlanta.....	27-14 W
1985	11/3/1985 at Atlanta.....	44-10 W
1987	9/20/1987 at Atlanta.....	21-20 L
1989	12/17/1989 at Atlanta.....	31-30 W
1991	11/10/1991 vs. Atlanta.....	56-17 W*
1991	1/4/1992 vs. Atlanta.....	24-7 W
1992	9/13/1992 vs. Atlanta.....	24-17 W
1993	12/19/1993 vs. Atlanta.....	30-17 W
1994	9/25/1994 vs. Atlanta.....	27-20 L
2003	9/14/2003 at Atlanta.....	33-31 W
2006	12/3/2006 vs. Atlanta.....	24-14 L
2009	11/8/2009 at Atlanta.....	31-17 L
2012	10/7/2012 vs. Atlanta.....	24-17 L
2013	12/15/2013 at Atlanta.....	27-26 L

BALTIMORE



Redskins trail overall series, 2-3

Cumulative score: Redskins 78, Ravens 92

SEASON DATE	OPPONENT	RESULT
1997	10/26/1997 vs. Baltimore.....	20-17 L
2000	10/15/2000 vs. Baltimore.....	10-3 W
2004	10/10/2004 vs. Baltimore.....	17-10 L
2008	12/7/2008 at Baltimore.....	24-10 L
2012	12/9/2012 vs. Baltimore.....	31-28 (OT) W




SERIES HISTORIES

BUFFALO



Redskins trail overall series, 5-8
Cumulative score: Redskins 238, Bills 264

SEASON DATE	OPPONENT	RESULT
1972	12/17/1972vs. Buffalo	24-17 L
1977	12/4/1977 at Buffalo	10-0 W
1981	11/29/1981 at Buffalo	21-14 L
1984	11/25/1984vs. Buffalo	41-14 W
1987	11/1/1987 at Buffalo	27-7 W
1990	12/30/1990vs. Buffalo	29-14 W
1991	1/26/1992vs. Buffalo	37-24 W*
1993	11/1/1993 at Buffalo	24-10 L
1996	11/3/1996 at Buffalo	38-13 L
1999	11/7/1999vs. Buffalo	34-17 L
2003	10/19/2003 at Buffalo	24-7 L
2007	12/2/2007vs. Buffalo	17-16 L
2011	10/30/2011 at Buffalo	23-0 L



CAROLINA



Redskins lead overall series, 7-4
Cumulative score: Redskins 231, Panthers 226

SEASON DATE	OPPONENT	RESULT
1995	12/24/1995vs. Carolina	20-17 W
1997	8/31/1997 at Carolina	24-10 W
1998	12/13/1998 at Carolina	28-25 W
1999	10/3/1999vs. Carolina	38-36 W
2000	9/3/2000vs. Carolina	20-17 W
2001	10/21/2001vs. Carolina	17-14 (OT) W
2003	11/16/2003 at Carolina	20-17 L
2006	11/26/2006vs. Carolina	17-13 W
2009	10/11/2009 at Carolina	20-17 L
2011	10/23/2011 at Carolina	33-20 L
2012	11/4/2012vs. Carolina	21-13 L

CHICAGO



Redskins lead overall series, 24-23-1
Cumulative score: Redskins 869, Bears 1,028

SEASON DATE	OPPONENT	RESULT
1932	10/30/1932vs. Chicago	7-7
1933	10/1/1933 at Chicago	7-0 L
1933	11/5/1933vs. Chicago	10-0 W
1934	11/11/1934vs. Chicago	21-0 L
1935	11/10/1935vs. Chicago	30-14 L
1936	11/15/1936vs. Chicago	26-0 L
1937	12/12/1937 at Chicago	28-21 W*
1938	11/13/1938 at Chicago	31-7 L
1940	11/17/1940vs. Chicago	7-3 W
1940	12/8/1940vs. Chicago	73-0 L*
1941	11/16/1941 at Chicago	35-21 L
1942	12/13/1942vs. Chicago	14-6 W*
1943	11/21/1943vs. Chicago	21-7 W
1943	12/26/1943 at Chicago	41-21 L*
1945	11/18/1945vs. Chicago	28-21 W
1946	11/17/1946 at Chicago	24-20 L
1947	10/26/1947vs. Chicago	56-20 L
1948	11/28/1948 at Chicago	48-13 L
1949	11/20/1949vs. Chicago	31-21 L
1951	11/4/1951vs. Chicago	27-0 L
1953	11/15/1953vs. Chicago	27-24 L
1957	12/1/1957 at Chicago	14-3 W
1964	10/25/1964vs. Chicago	27-20 W
1968	9/15/1968 at Chicago	38-28 W
1971	11/14/1971 at Chicago	16-15 L
1974	12/15/1974vs. Chicago	42-0 W
1976	10/3/1976 at Chicago	33-7 L
1978	12/16/1978vs. Chicago	14-10 L
1980	11/9/1980 at Chicago	35-21 L
1981	10/11/1981 at Chicago	24-7 W
1984	12/30/1984vs. Chicago	23-19 L*
1985	9/29/1985 at Chicago	45-10 L
1986	1/3/1987 at Chicago	27-13 W*
1987	1/10/1988 at Chicago	21-17 W*
1988	11/13/1988vs. Chicago	34-14 L
1989	11/26/1989vs. Chicago	38-14 W
1990	12/9/1990vs. Chicago	10-9 W
1991	10/6/1991 at Chicago	20-7 W

1996	9/8/1996vs. Chicago	10-3 W
1997	11/2/1997 at Chicago	31-8 W
1999	10/31/1999vs. Chicago	48-22 W
2001	12/23/2001vs. Chicago	20-15 L
2003	12/21/2003 at Chicago	27-24 L
2004	10/17/2004 at Chicago	13-10 W
2005	9/11/2005vs. Chicago	9-7 W
2007	12/6/2007vs. Chicago	24-16 W
2010	10/24/2010 at Chicago	17-14 W
2013	10/20/2013vs. Chicago	45-41 W

CINCINNATI



Redskins trail overall series, 4-5
Cumulative score: Redskins 197, Bengals 188

SEASON DATE	OPPONENT	RESULT
1970	10/25/1970vs. Cincinnati	20-0 W
1974	10/6/1974 at Cincinnati	28-17 L
1979	12/9/1979vs. Cincinnati	28-14 W
1985	12/15/1985vs. Cincinnati	27-24 W
1988	12/17/1988 at Cincinnati	20-17 (OT) L
1991	9/22/1991 at Cincinnati	34-27 W
2004	11/14/2004vs. Cincinnati	17-10 L
2008	12/14/2008 at Cincinnati	20-13 L
2012	9/23/2012vs. Cincinnati	38-31 L

CLEVELAND



Redskins trail overall series, 11-33-1
Cumulative score: Redskins 732, Browns 1,122

SEASON DATE	OPPONENT	RESULT
1950	11/19/1950 at Cleveland	20-14 L
1950	12/10/1950vs. Cleveland	45-21 L
1951	10/14/1951 at Cleveland	45-0 L
1952	10/26/1952 at Cleveland	19-15 L
1952	11/30/1952vs. Cleveland	48-24 L
1953	10/18/1953vs. Cleveland	30-14 L
1953	11/1/1953 at Cleveland	27-3 L
1954	11/7/1954 at Cleveland	62-3 L
1954	12/5/1954vs. Cleveland	34-14 L
1955	9/25/1955 at Cleveland	27-17 W
1955	10/16/1955vs. Cleveland	24-14 L
1956	10/21/1956vs. Cleveland	20-9 W
1956	11/25/1956 at Cleveland	20-17 W
1957	11/3/1957 at Cleveland	21-17 L
1957	11/17/1957vs. Cleveland	30-30
1958	11/16/1958vs. Cleveland	20-10 L
1958	11/30/1958 at Cleveland	21-14 L
1959	10/25/1959 at Cleveland	34-7 L
1959	11/15/1959vs. Cleveland	31-17 L
1960	10/30/1960vs. Cleveland	31-10 L
1960	12/4/1960 at Cleveland	27-16 L
1961	10/8/1961 at Cleveland	31-7 L
1961	11/12/1961vs. Cleveland	17-6 L
1962	9/23/1962 at Cleveland	17-16 W
1962	11/11/1962vs. Cleveland	17-9 W
1963	9/15/1963 at Cleveland	37-14 L
1963	12/15/1963vs. Cleveland	27-20 L
1964	9/13/1964vs. Cleveland	27-13 L
1964	11/8/1964 at Cleveland	34-24 L

SERIES HISTORIES

1965	9/19/1965vs. Cleveland.....	17-7 L
1965	12/5/1965at Cleveland.....	24-16 L
1966	9/11/1966vs. Cleveland.....	38-14 L
1966	11/20/1966at Cleveland.....	14-3 L
1967	11/26/1967at Cleveland.....	42-37 L
1968	12/8/1968vs. Cleveland.....	24-21 L
1969	9/28/1969at Cleveland.....	27-23 L
1971	12/19/1971vs. Cleveland.....	20-13 L
1975	10/26/1975at Cleveland.....	23-7 W
1979	10/14/1979at Cleveland.....	13-9 W
1985	10/27/1985at Cleveland.....	14-7 W
1988	11/27/1988vs. Cleveland.....	17-13 L
1991	10/13/1991vs. Cleveland.....	42-17 W
2004	10/3/2004at Cleveland.....	17-13 L
2008	10/19/2008vs. Cleveland.....	14-11 W
2012	12/16/2012at Cleveland.....	38-21 W

1981	9/6/1981vs. Dallas.....	26-10 L
1981	11/22/1981at Dallas.....	24-10 L
1982	12/5/1982vs. Dallas.....	24-10 L
1982	1/22/1983vs. Dallas.....	31-17 W*
1983	9/5/1983vs. Dallas.....	31-30 L
1983	12/11/1983at Dallas.....	31-10 W
1984	10/14/1984vs. Dallas.....	34-14 W
1984	12/9/1984at Dallas.....	30-28 W
1985	9/9/1985at Dallas.....	44-14 L
1985	11/10/1985vs. Dallas.....	13-7 L
1986	10/12/1986at Dallas.....	30-6 L
1986	11/23/1986vs. Dallas.....	41-14 W
1987	10/19/1987at Dallas.....	13-7 W
1987	12/13/1987vs. Dallas.....	24-20 W
1988	10/9/1988at Dallas.....	35-17 W
1988	12/11/1988vs. Dallas.....	24-17 L
1989	9/24/1989at Dallas.....	30-7 W
1989	11/5/1989vs. Dallas.....	13-3 L
1990	9/23/1990vs. Dallas.....	19-15 W
1990	11/22/1990at Dallas.....	27-17 L
1991	9/9/1991at Dallas.....	33-31 W
1991	11/24/1991vs. Dallas.....	24-21 L
1992	9/7/1992at Dallas.....	23-10 L
1992	12/13/1992vs. Dallas.....	20-17 W
1993	9/6/1993vs. Dallas.....	35-16 W
1993	12/26/1993at Dallas.....	38-3 L
1994	10/2/1994vs. Dallas.....	34-7 L
1994	11/20/1994at Dallas.....	31-7 L
1995	10/1/1995vs. Dallas.....	27-23 W
1995	12/3/1995at Dallas.....	24-17 W
1996	11/28/1996at Dallas.....	21-10 L
1996	12/22/1996vs. Dallas.....	37-10 W
1997	10/13/1997vs. Dallas.....	21-16 W
1997	11/16/1997at Dallas.....	17-14 L
1998	10/4/1998vs. Dallas.....	31-10 L
1998	12/27/1998at Dallas.....	23-7 L
1999	9/12/1999vs. Dallas.....	41-35 (OT) L
1999	10/24/1999at Dallas.....	38-20 L
2000	9/18/2000vs. Dallas.....	27-21 L
2000	12/10/2000at Dallas.....	32-13 L
2001	10/15/2001at Dallas.....	9-7 L
2001	12/2/2001vs. Dallas.....	20-14 L
2002	11/28/2002at Dallas.....	27-20 L
2002	12/29/2002vs. Dallas.....	20-14 W
2003	11/2/2003at Dallas.....	21-14 L
2003	12/14/2003vs. Dallas.....	27-0 L
2004	9/27/2004vs. Dallas.....	21-18 L
2004	12/26/2004at Dallas.....	13-10 L
2005	9/19/2005at Dallas.....	14-13 W
2005	12/18/2005vs. Dallas.....	35-7 W
2006	9/17/2006at Dallas.....	27-10 L
2006	11/5/2006vs. Dallas.....	22-19 W
2007	11/18/2007at Dallas.....	28-23 L
2007	12/30/2007vs. Dallas.....	27-6 W
2008	9/28/2008at Dallas.....	26-24 W
2008	11/16/2008vs. Dallas.....	14-10 L
2009	11/22/2009at Dallas.....	7-6 L
2009	12/27/2009vs. Dallas.....	17-0 L
2010	9/12/2010vs. Dallas.....	13-7 W
2010	12/19/2010at Dallas.....	33-30 L
2011	9/26/2011at Dallas.....	18-16 L
2011	11/20/2011vs. Dallas.....	27-24 (OT) L
2012	11/22/2012at Dallas.....	38-31 W
2012	12/30/2012vs. Dallas.....	28-18 W
2013	10/13/2013at Dallas.....	31-16 L
2013	12/22/2013vs. Dallas.....	24-23 L
2014	10/27/2014at Dallas.....	20-17 (OT) W
2014	12/28/2014vs. Dallas.....	44-17 L



DALLAS



Redskins trail overall series, 43-65-2

Cumulative score: Redskins 2,120, Cowboys 2,510

SEASON DATE	OPPONENT	RESULT	
1960	10/9/1960vs. Dallas.....	26-14 W
1961	11/19/1961at Dallas.....	28-28
1961	12/17/1961vs. Dallas.....	34-24 W
1962	9/16/1962at Dallas.....	35-35
1962	11/4/1962vs. Dallas.....	38-10 L
1963	9/29/1963vs. Dallas.....	21-17 W
1963	11/3/1963at Dallas.....	35-20 L
1964	9/20/1964at Dallas.....	24-18 L
1964	11/22/1964vs. Dallas.....	28-16 W
1965	9/26/1965at Dallas.....	27-7 L
1965	11/28/1965vs. Dallas.....	34-31 W
1966	11/13/1966vs. Dallas.....	31-30 L
1966	12/11/1966at Dallas.....	34-31 W
1967	10/8/1967vs. Dallas.....	17-14 L
1967	11/19/1967at Dallas.....	27-20 W
1968	11/17/1968vs. Dallas.....	44-24 L
1968	11/28/1968at Dallas.....	29-20 L
1969	11/16/1969vs. Dallas.....	41-28 L
1969	12/21/1969at Dallas.....	20-10 L
1970	11/22/1970vs. Dallas.....	45-21 L
1970	12/6/1970at Dallas.....	34-0 L
1971	10/3/1971at Dallas.....	20-16 W
1971	11/21/1971vs. Dallas.....	13-0 L
1972	10/22/1972vs. Dallas.....	24-20 W
1972	12/9/1972at Dallas.....	34-24 L
1972	12/31/1972vs. Dallas.....	26-3 W*
1973	10/8/1973vs. Dallas.....	14-7 W
1973	12/9/1973at Dallas.....	27-7 L
1974	11/17/1974vs. Dallas.....	28-21 W
1974	11/28/1974at Dallas.....	24-23 L
1975	11/2/1975vs. Dallas.....	30-24 (OT) W
1975	12/13/1975at Dallas.....	31-10 L
1976	10/31/1976vs. Dallas.....	20-7 L
1976	12/12/1976at Dallas.....	27-14 W
1977	10/16/1977at Dallas.....	34-16 L
1977	11/27/1977vs. Dallas.....	14-7 L
1978	10/2/1978vs. Dallas.....	9-5 W
1978	11/23/1978at Dallas.....	37-10 L
1979	11/18/1979vs. Dallas.....	34-20 W
1979	12/16/1979at Dallas.....	35-34 L
1980	9/8/1980vs. Dallas.....	17-3 L
1980	11/23/1980at Dallas.....	14-10 L

DENVER



Redskins trail overall series, 6-7

Cumulative score: Redskins 313, Broncos 253

SEASON DATE	OPPONENT	RESULT	
1970	11/1/1970at Denver.....	19-3 W
1974	9/30/1974vs. Denver.....	30-3 W
1980	10/13/1980at Denver.....	20-17 L
1986	12/13/1986at Denver.....	31-30 L
1987	1/31/1988vs. Denver.....	42-10 W*
1989	11/20/1989vs. Denver.....	14-10 L
1992	10/12/1992vs. Denver.....	34-3 W
1995	9/17/1995at Denver.....	38-31 L
1998	9/27/1998vs. Denver.....	38-16 L
2001	11/18/2001at Denver.....	17-10 W
2005	10/9/2005at Denver.....	21-19 L
2009	11/15/2009vs. Denver.....	27-17 W
2013	10/27/2013at Denver.....	45-21 L



SERIES HISTORIES

DETROIT



Redskins lead overall series, 30-13
Cumulative score: Redskins 953, Lions 685

SEASON DATE	OPPONENT	RESULT
1932	11/20/1932 at Portsmouth.....	10-0 L
1933	10/15/1933vs. Portsmouth	13-0 L
1934	10/17/1934 at Detroit.....	24-0 L
1935	10/13/1935vs. Detroit	17-7 L
1935	10/30/1935 at Detroit.....	14-0 L
1938	10/16/1938 at Detroit.....	7-5 W
1939	11/26/1939vs. Detroit	31-7 W
1940	10/27/1940 at Detroit.....	20-14 W
1942	11/29/1942 at Detroit.....	15-3 W
1943	11/14/1943vs. Detroit	42-20 W
1946	10/6/1946vs. Detroit	17-16 W
1947	11/16/1947 at Detroit.....	38-21 L
1948	11/14/1948vs. Detroit	46-21 W
1951	9/30/1951 at Detroit.....	35-17 L
1956	11/11/1956vs. Detroit	18-17 W
1965	10/3/1965 at Detroit.....	14-10 L
1968	12/15/1968vs. Detroit	14-3 W
1970	10/11/1970vs. Detroit	31-10 W
1973	11/22/1973 at Detroit.....	20-0 W
1976	10/17/1976vs. Detroit	20-7 W
1978	10/8/1978 at Detroit.....	21-19 W
1979	9/9/1979 at Detroit.....	27-24 W
1981	11/8/1981vs. Detroit	33-31 W
1982	1/8/1983vs. Detroit	31-7 W*
1983	10/23/1983vs. Detroit	38-17 W
1984	11/11/1984vs. Detroit	28-14 W
1985	10/13/1985vs. Detroit	24-3 W
1987	11/15/1987vs. Detroit	20-13 W
1990	11/4/1990 at Detroit.....	41-38 (OT) W
1991	9/1/1991vs. Detroit	45-0 W
1991	1/12/1992vs. Detroit	41-10 W*
1992	9/20/1992vs. Detroit	13-10 W
1995	10/22/1995vs. Detroit	36-30 (OT) W
1997	11/9/1997vs. Detroit	30-7 W
1999	12/5/1999 at Detroit.....	33-17 L
1999	1/8/2000vs. Detroit	27-13 W*
2000	9/10/2000 at Detroit.....	15-10 L
2004	11/7/2004 at Detroit.....	17-10 W
2007	10/7/2007vs. Detroit	34-3 W
2008	10/26/2008 at Detroit.....	25-17 W
2009	9/27/2009 at Detroit.....	19-14 L
2010	10/31/2010 at Detroit.....	37-25 L
2013	9/22/2013vs. Detroit	27-20 L

GREEN BAY



Redskins trail overall series, 14-19-1
Cumulative score: Redskins 529, Packers 646

SEASON DATE	OPPONENT	RESULT
1932	11/13/1932vs. Green Bay	21-0 L
1933	9/17/1933 at Green Bay.....	7-7
1933	11/19/1933vs. Green Bay	20-7 W
1934	11/4/1934vs. Green Bay.....	10-0 L
1936	10/11/1936 at Green Bay.....	31-2 L

1936	11/8/1936vs. Green Bay	7-3 L
1936	12/13/1936vs. Green Bay.....	21-6 L*
1937	11/28/1937vs. Green Bay	14-6 W
1939	10/29/1939 at Green Bay.....	24-14 L
1941	11/30/1941vs. Green Bay	22-17 L
1943	10/17/1943 at Green Bay.....	33-7 W
1946	12/1/1946vs. Green Bay	20-7 L
1947	10/19/1947 at Green Bay.....	27-10 L
1948	10/24/1948 at Green Bay.....	23-7 W
1949	12/4/1949vs. Green Bay	30-0 W
1950	9/24/1950 at Green Bay.....	35-21 L
1952	10/5/1952 at Green Bay.....	35-20 L
1958	10/19/1958vs. Green Bay	37-21 W
1959	11/22/1959 at Green Bay.....	21-0 L
1968	11/24/1968vs. Green Bay	27-7 L
1972	11/26/1972vs. Green Bay	21-16 W
1972	12/24/1972vs. Green Bay	16-3 W*
1974	11/3/1974 at Green Bay.....	17-6 W
1977	11/21/1977vs. Green Bay	10-9 W
1979	12/2/1979vs. Green Bay	38-21 W
1983	10/17/1983 at Green Bay.....	48-47 L
1986	11/9/1986 at Green Bay.....	16-7 W
1988	10/23/1988 at Green Bay.....	20-17 W
2001	9/24/2001 at Green Bay.....	37-0 L
2002	10/20/2002 at Green Bay.....	30-9 L
2004	10/31/2004vs. Green Bay	28-14 L
2007	10/14/2007 at Green Bay.....	17-14 L
2010	10/10/2010vs. Green Bay	16-13 (OT) W
2013	9/15/2013 at Green Bay.....	38-20 L

HOUSTON



Overall series is tied, 2-2
Cumulative score: Redskins 90, Texans 72

SEASON DATE	OPPONENT	RESULT
2002	12/22/2002vs. Houston	26-10 W
2006	9/24/2006 at Houston.....	31-15 W
2010	9/19/2010vs. Houston	30-27 (OT) L
2014	9/7/2014 at Houston.....	17-6 L

INDIANAPOLIS



Redskins trail overall series, 10-20
Cumulative score: Redskins 602, Colts 780

SEASON DATE	OPPONENT	RESULT
1953	10/25/1953 at Baltimore	27-17 L
1954	10/31/1954vs. Baltimore.....	24-21 W
1955	10/23/1955 at Baltimore	14-13 W
1956	12/23/1956 at Baltimore	19-17 L
1957	11/10/1957vs. Baltimore.....	21-17 L
1958	10/26/1958 at Baltimore	35-10 L
1959	11/8/1959vs. Baltimore.....	27-24 W
1960	9/25/1960 at Baltimore	20-0 L
1961	11/26/1961vs. Baltimore.....	27-6 L
1962	12/8/1962 at Baltimore	34-21 L
1963	12/1/1963vs. Baltimore.....	36-20 L
1964	12/13/1964 at Baltimore	45-17 L
1965	10/17/1965vs. Baltimore.....	38-7 L
1966	11/6/1966 at Baltimore	37-10 L
1967	10/29/1967vs. Baltimore.....	17-13 L

1969	11/2/1969 at Baltimore	41-17 L
1973	11/18/1973vs. Baltimore.....	22-14 W
1977	11/7/1977 at Baltimore	10-3 L
1978	11/6/1978 at Baltimore	21-17 L
1981	12/13/1981vs. Baltimore.....	38-14 W
1984	10/7/1984 at Indianapolis.....	35-7 W
1990	12/22/1990 at Indianapolis.....	35-28 L
1993	11/7/1993vs. Indianapolis	30-24 W
1994	10/23/1994 at Indianapolis.....	41-27 W
1996	10/27/1996vs. Indianapolis	31-16 W
1999	12/19/1999 at Indianapolis.....	24-21 L
2002	10/27/2002vs. Indianapolis	26-21 W
2006	10/22/2006 at Indianapolis.....	36-22 L
2010	10/17/2010vs. Indianapolis	27-24 L
2014	11/30/2014 at Indianapolis.....	49-27 L

JACKSONVILLE



Redskins lead overall series, 5-1
Cumulative score: Redskins 163, Jaguars 111

SEASON DATE	OPPONENT	RESULT
1997	9/28/1997vs. Jacksonville.....	24-12 W
2000	10/22/2000 at Jacksonville.....	35-16 W
2002	11/10/2002 at Jacksonville.....	26-7 L
2006	10/1/2006vs. Jacksonville.....	36-30 (OT) W
2010	12/26/2010 at Jacksonville.....	20-17 (OT) W
2014	9/14/2014 vs. Jacksonville	41-10 W

KANSAS CITY



Redskins trail overall series, 1-8
Cumulative score: Redskins 146, Chiefs 263

SEASON DATE	OPPONENT	RESULT
1971	10/24/1971 at Kansas City.....	27-20 L
1976	10/10/1976vs. Kansas City.....	33-30 L
1983	9/18/1983vs. Kansas City.....	27-12 W
1992	11/15/1992 at Kansas City.....	35-16 L
1995	11/5/1995 at Kansas City.....	24-3 L
2001	9/30/2001vs. Kansas City.....	45-13 L
2005	10/16/2005 at Kansas City.....	28-21 L
2009	10/18/2009vs. Kansas City.....	14-6 L
2013	12/8/2013vs. Kansas City.....	45-10 L

MIAMI



Redskins trail overall series, 5-8
Cumulative score: Redskins 223, Dolphins 239

SEASON DATE	OPPONENT	RESULT
1972	1/14/1973vs. Miami	14-7 L*
1974	10/13/1974vs. Miami	20-17 W
1978	12/3/1978vs. Miami	16-0 L
1981	10/18/1981 at Miami.....	13-10 L
1982	1/30/1983vs. Miami	27-17 W*
1984	9/2/1984vs. Miami	35-17 L
1987	12/20/1987 at Miami.....	23-21 L
1990	12/2/1990vs. Miami	42-20 W
1993	10/4/1993 at Miami.....	17-10 L
1999	1/2/2000vs. Miami	21-10 W

SERIES HISTORIES

2003	11/23/2003 at Miami 24-23 L
2007	9/9/2007 vs. Miami 16-13 (OT) W
2011	11/13/2011 at Miami 20-9 L


2003	9/28/2003vs. New England 20-17 W
2007	10/28/2007 at New England 52-7 L
2011	12/11/2011vs. New England 34-27 L

MINNESOTA



Overall series is tied, 12-12
Cumulative score: Redskins 528, Vikings 566

SEASON DATE	OPPONENT	RESULT
1968	11/3/1968 at Minnesota 27-14 L
1970	11/8/1970vs. Minnesota 19-10 L
1972	9/18/1972 at Minnesota 24-21 W
1973	12/22/1973 at Minnesota 27-20 L*
1975	11/30/1975vs. Minnesota 31-30 W
1976	12/18/1976 at Minnesota 35-20 L*
1980	11/2/1980vs. Minnesota 39-14 L
1982	1/15/1983vs. Minnesota 21-7 W*
1984	11/29/1984 at Minnesota 31-17 W
1986	11/2/1986vs. Minnesota 44-38 (OT) W
1987	12/26/1987 at Minnesota 27-24 (OT) W
1987	1/17/1988vs. Minnesota 17-10 W*
1992	10/25/1992 at Minnesota 15-13 W
1992	1/2/1993 at Minnesota 24-7 W*
1993	12/31/1993vs. Minnesota 14-9 L
1998	10/18/1998 at Minnesota 41-7 L
2004	1/2/2005vs. Minnesota 21-18 W
2006	9/11/2006vs. Minnesota 19-16 L
2007	12/23/2007 at Minnesota 32-21 W
2010	11/28/2010vs. Minnesota 17-13 L
2011	12/24/2011vs. Minnesota 33-26 L
2012	10/14/2012vs. Minnesota 38-26 W
2013	11/7/2013 at Minnesota 34-27 L
2014	11/2/2014 at Minnesota 29-26 L



NEW ORLEANS



Redskins lead overall series, 16-8
Cumulative score: Redskins 562, Saints 466

SEASON DATE	OPPONENT	RESULT
1967	9/24/1967 at New Orleans 30-10 W
1967	12/17/1967vs. New Orleans 30-14 L
1968	9/22/1968 at New Orleans 37-17 L
1969	9/21/1969 at New Orleans 26-20 W
1969	12/14/1969vs. New Orleans 17-14 W
1971	10/31/1971vs. New Orleans 24-14 W
1973	10/28/1973 at New Orleans 19-3 L
1975	9/21/1975vs. New Orleans 41-3 W
1979	10/28/1979vs. New Orleans 14-10 L
1980	10/26/1980vs. New Orleans 22-14 W
1982	12/26/1982 at New Orleans 27-10 W
1986	10/5/1986 at New Orleans 14-6 W
1988	11/6/1988vs. New Orleans 27-24 W
1989	10/1/1989 at New Orleans 16-14 W
1990	11/18/1990vs. New Orleans 31-17 W
1992	11/23/1992 at New Orleans 20-3 L
1994	9/11/1994 at New Orleans 38-24 W
2001	12/30/2001 at New Orleans 40-10 W
2002	10/13/2002vs. New Orleans 43-27 L
2003	11/30/2003vs. New Orleans 24-20 L
2006	12/17/2006 at New Orleans 16-10 W
2008	9/14/2008vs. New Orleans 29-24 W
2009	12/6/2009vs. New Orleans 33-30 (OT) L
2012	9/9/2012 at New Orleans 40-32 W

NY GIANTS



Redskins trail overall series, 65-97-4
Cumulative score: Redskins 2,963, Giants 3,331

SEASON DATE	OPPONENT	RESULT
1932	10/9/1932vs. NY Giants 14-6 W
1932	10/23/1932 at NY Giants 0-0
1933	10/8/1933vs. NY Giants 21-20 W
1933	11/12/1933 at NY Giants 7-0 L
1934	10/7/1934vs. NY Giants 16-13 L
1934	11/25/1934 at NY Giants 3-0 L
1935	10/6/1935vs. NY Giants 20-12 L
1935	10/20/1935 at NY Giants 17-6 L
1936	10/4/1936vs. NY Giants 7-0 L
1936	12/6/1936 at NY Giants 14-0 W
1937	9/16/1937vs. NY Giants 13-3 W
1937	12/5/1937 at NY Giants 49-14 W
1938	10/9/1938vs. NY Giants 10-7 L
1938	12/4/1938 at NY Giants 36-0 L
1939	10/1/1939vs. NY Giants 0-0
1939	12/3/1939 at NY Giants 9-7 L
1940	9/22/1940vs. NY Giants 21-7 W
1940	11/24/1940 at NY Giants 21-7 L
1941	9/28/1941vs. NY Giants 17-10 L
1941	11/23/1941 at NY Giants 20-13 L
1942	9/27/1942vs. NY Giants 14-7 L
1942	11/15/1942 at NY Giants 14-7 W
1943	12/5/1943 at NY Giants 14-10 L
1943	12/12/1943vs. NY Giants 31-7 L
1943	12/19/1943 at NY Giants 28-0 W*
1944	12/3/1944 at NY Giants 16-13 L
1944	12/10/1944vs. NY Giants 31-0 L
1945	10/28/1945 at NY Giants 24-14 W
1945	12/9/1945vs. NY Giants 17-0 W
1946	10/13/1946vs. NY Giants 24-14 W
1946	12/8/1946 at NY Giants 31-0 L
1947	10/12/1947vs. NY Giants 28-20 W
1947	12/7/1947 at NY Giants 35-10 L
1948	10/3/1948vs. NY Giants 41-10 W
1948	12/12/1948 at NY Giants 28-21 W
1949	10/9/1949vs. NY Giants 45-35 L
1949	11/27/1949 at NY Giants 23-7 L
1950	10/8/1950vs. NY Giants 21-17 L
1950	11/5/1950 at NY Giants 24-21 L
1951	10/7/1951vs. NY Giants 35-14 L
1951	11/11/1951 at NY Giants 28-14 L
1952	11/23/1952vs. NY Giants 14-10 L
1952	12/7/1952 at NY Giants 27-17 W
1953	10/11/1953vs. NY Giants 13-9 W
1953	11/22/1953 at NY Giants 24-21 W
1954	10/10/1954vs. NY Giants 51-21 L
1954	10/24/1954 at NY Giants 24-7 L
1955	10/30/1955 at NY Giants 35-7 L
1955	12/4/1955vs. NY Giants 27-20 L
1956	11/18/1956vs. NY Giants 33-7 W
1956	12/2/1956 at NY Giants 28-14 L
1957	10/13/1957vs. NY Giants 24-20 L
1957	10/27/1957 at NY Giants 31-14 W
1958	10/12/1958vs. NY Giants 21-14 L
1958	11/23/1958 at NY Giants 30-0 L
1959	11/29/1959 at NY Giants 45-14 L
1959	12/13/1959vs. NY Giants 24-10 L
1960	10/16/1960 at NY Giants 24-24
1960	12/11/1960vs. NY Giants 17-3 L
1961	10/1/1961vs. NY Giants 24-21 L
1961	11/5/1961 at NY Giants 53-0 L
1962	10/28/1962 at NY Giants 49-34 L
1962	11/25/1962vs. NY Giants 42-24 L
1963	10/6/1963vs. NY Giants 24-14 L
1963	12/8/1963 at NY Giants 44-14 L
1964	9/25/1964 at NY Giants 13-10 L
1964	11/29/1964vs. NY Giants 36-21 W
1965	11/7/1965 at NY Giants 23-7 W
1965	12/12/1965vs. NY Giants 27-10 L
1966	10/16/1966 at NY Giants 13-10 L
1966	11/27/1966vs. NY Giants 72-41 W
1967	10/1/1967vs. NY Giants 38-34 W
1968	9/29/1968 at NY Giants 48-21 L
1968	10/27/1968vs. NY Giants 13-10 L
1969	10/19/1969vs. NY Giants 20-14 W
1970	11/15/1970 at NY Giants 35-33 L
1970	11/29/1970vs. NY Giants 27-24 L
1971	9/26/1971 at NY Giants 30-3 W
1971	12/5/1971vs. NY Giants 23-7 W
1972	10/29/1972 at NY Giants 23-16 W
1972	11/12/1972vs. NY Giants 27-13 W
1973	10/14/1973 at NY Giants 21-3 W
1973	12/2/1973vs. NY Giants 27-24 W
1974	9/15/1974 at NY Giants 13-10 W
1974	10/20/1974vs. NY Giants 24-3 W
1975	9/28/1975vs. NY Giants 49-13 W
1975	11/9/1975 at NY Giants 21-13 W
1976	9/12/1976vs. NY Giants 19-17 W
1976	11/14/1976 at NY Giants 12-9 L

NEW ENGLAND



Redskins lead overall series, 6-3
Cumulative score: Redskins 195, Patriots 205

SEASON DATE	OPPONENT	RESULT
1972	10/1/1972 at New England 24-23 L
1978	9/3/1978 at New England 16-14 W
1981	10/25/1981vs. New England 24-22 W
1984	9/23/1984 at New England 26-10 W
1990	12/15/1990 at New England 25-10 W
1996	10/13/1996 at New England 27-22 W

SERIES HISTORIES

1977	9/18/1977 at NY Giants 20-17 L
1977	10/23/1977vs. NY Giants17-6 L
1978	10/22/1978 at NY Giants 17-6 L
1978	11/12/1978vs. NY Giants 16-13 (OT) W
1979	9/17/1979vs. NY Giants27-0 W
1979	11/25/1979 at NY Giants 14-6 L
1980	9/14/1980 at NY Giants 23-21 W
1980	12/13/1980vs. NY Giants 16-13 W
1981	9/13/1981vs. NY Giants17-7 L
1981	11/15/1981 at NY Giants 30-27 (OT) W
1982	11/21/1982 at NY Giants 27-17 W
1982	12/19/1982vs. NY Giants 15-14 W
1983	11/13/1983 at NY Giants 33-17 W
1983	12/17/1983vs. NY Giants 31-22 W
1984	9/16/1984vs. NY Giants 30-14 W
1984	10/28/1984 at NY Giants 37-13 L
1985	10/20/1985 at NY Giants 17-3 L
1985	11/18/1985vs. NY Giants 23-21 W
1986	10/27/1986 at NY Giants 27-20 L
1986	12/7/1986vs. NY Giants24-14 L
1986	1/11/1987 at NY Giants 17-0 L*
1987	10/11/1987 at NY Giants 38-12 W
1987	11/29/1987vs. NY Giants 23-19 W
1988	9/5/1988 at NY Giants 27-20 L
1988	10/2/1988vs. NY Giants24-23 L
1989	9/11/1989vs. NY Giants27-24 L
1989	10/15/1989 at NY Giants 20-17 L
1990	10/14/1990vs. NY Giants24-20 L
1990	10/28/1990 at NY Giants 21-10 L
1991	10/27/1991 at NY Giants 17-13 W
1991	12/15/1991vs. NY Giants 34-17 W
1992	11/1/1992vs. NY Giants24-7 L
1992	12/6/1992 at NY Giants 28-10 W
1993	10/10/1993vs. NY Giants41-7 L
1993	11/14/1993 at NY Giants 20-6 L
1994	9/18/1994 at NY Giants 31-23 L
1994	11/27/1994vs. NY Giants21-19 L
1995	10/29/1995vs. NY Giants24-15 L
1995	12/10/1995 at NY Giants 20-13 L
1996	9/15/1996 at NY Giants 31-10 W
1996	10/20/1996vs. NY Giants 31-21 W
1997	11/23/1997vs. NY Giants 7-7 (OT)
1997	12/13/1997 at NY Giants 30-10 L
1998	9/6/1998 at NY Giants 31-24 L
1998	11/1/1998vs. NY Giants 21-14 W
1999	9/19/1999 at NY Giants 50-21 W
1999	11/21/1999vs. NY Giants 23-13 W
2000	9/24/2000 at NY Giants 16-6 W
2000	12/3/2000vs. NY Giants9-7 L
2001	10/7/2001 at NY Giants 23-9 L
2001	10/28/2001vs. NY Giants 35-21 W
2002	11/17/2002 at NY Giants 19-17 L
2002	12/8/2002vs. NY Giants27-21 L
2003	9/21/2003vs. NY Giants 24-21 (OT) L
2003	12/7/2003 at NY Giants 20-7 W
2004	9/19/2004 at NY Giants 20-14 L
2004	12/5/2004vs. NY Giants31-7 W
2005	10/30/2005 at NY Giants 36-0 L
2005	12/24/2005vs. NY Giants 35-20 W
2006	10/8/2006 at NY Giants 19-3 L
2006	12/30/2006vs. NY Giants34-28 L
2007	9/23/2007vs. NY Giants24-17 L
2007	12/16/2007 at NY Giants 22-10 W
2008	9/4/2008 at NY Giants 16-7 L
2008	11/30/2008vs. NY Giants23-7 L
2009	9/13/2009 at NY Giants 23-17 L
2009	12/21/2009vs. NY Giants45-12 L

2010	12/5/2010 at NY Giants 31-7 L
2010	1/2/2011vs. NY Giants17-14 L
2011	9/11/2011vs. NY Giants28-14 W
2011	12/18/2011 at NY Giants 23-10 W
2012	10/21/2012 at NY Giants 27-23 L
2012	12/3/2012vs. NY Giants17-16 W
2013	12/1/2013vs. NY Giants24-17 L
2013	12/29/2013 at NY Giants 20-6 L
2014	9/25/2014 vs. NY Giants 45-14 L
2014	12/14/2014 at NY Giants 24-13 L

NY JETS



Redskins lead overall series, 8-2
Cumulative score: Redskins 228, Jets 158

SEASON	DATE	OPPONENT	RESULT
1972	11/5/1972 at NY Jets 35-17 W
1976	12/5/1976 at NY Jets 37-16 W
1978	9/24/1978vs. NY Jets23-3 W
1987	10/25/1987vs. NY Jets 17-16 W
1993	12/11/1993vs. NY Jets3-0 L
1996	9/29/1996vs. NY Jets 31-16 W
1999	9/26/1999 at NY Jets 27-20 W
2003	9/4/2003vs. NY Jets 16-13 W
2007	11/4/2007 at NY Jets 23-20 (OT) W
2011	12/4/2011vs. NY Jets34-19 L

OAKLAND



Redskins trail overall series, 5-8
Cumulative score: Redskins 272, Raiders 303

SEASON	DATE	OPPONENT	RESULT
1970	10/19/1970 at Oakland 34-20 L
1975	11/23/1975vs. Oakland 26-23 (OT) L
1980	9/21/1980 at Oakland 24-21 L
1983	10/2/1983vs. Los Angeles 37-35 W
1983	1/22/1984vs. Los Angeles 38-9 L*
1986	9/14/1986vs. Los Angeles 10-6 W
1989	10/29/1989 at Los Angeles 37-24 L
1992	12/26/1992vs. Los Angeles21-20 L
1995	9/10/1995vs. Oakland20-8 L
1998	11/29/1998 at Oakland 29-19 W
2005	11/20/2005vs. Oakland16-13 L
2009	12/13/2009 at Oakland 34-13 W
2013	9/29/2013 at Oakland 24-14 W

PHILADELPHIA



Redskins lead overall series, 82-73-5
Cumulative score: Redskins 3,159, Eagles 3,322

SEASON	DATE	OPPONENT	RESULT
1934	10/21/1934vs. Philadelphia6-0 W
1934	11/18/1934 at Philadelphia 14-7 W
1935	11/3/1935vs. Philadelphia 7-6 L
1936	9/20/1936 at Philadelphia 26-3 W
1936	10/18/1936vs. Philadelphia 17-7 W
1937	10/10/1937vs. Philadelphia 14-0 L

1937	10/24/1937 at Philadelphia 10-7 W
1938	9/11/1938 at Philadelphia 26-23 W
1938	10/23/1938vs. Philadelphia20-14 W
1939	9/17/1939 at Philadelphia 7-0 W
1939	11/5/1939vs. Philadelphia 7-6 W
1940	10/20/1940 at Philadelphia 34-17 W
1940	12/1/1940vs. Philadelphia 13-6 W
1941	10/19/1941 at Philadelphia 21-17 W
1941	12/7/1941vs. Philadelphia20-14 W
1942	10/4/1942 at Philadelphia 14-10 W
1942	11/1/1942vs. Philadelphia 30-27 W
1944	10/8/1944 at Philadelphia 31-31
1944	11/19/1944vs. Philadelphia 37-7 L
1945	10/21/1945vs. Philadelphia 24-14 W
1945	11/25/1945 at Philadelphia 16-0 L
1946	10/27/1946vs. Philadelphia 28-24 L
1946	11/24/1946 at Philadelphia 27-10 W
1947	9/28/1947 at Philadelphia 45-42 L
1947	11/2/1947vs. Philadelphia 38-14 L
1948	10/17/1948vs. Philadelphia 45-0 L
1948	11/21/1948 at Philadelphia 42-21 L
1949	10/23/1949 at Philadelphia 49-14 L
1949	11/13/1949vs. Philadelphia 44-21 L
1950	10/29/1950 at Philadelphia 35-3 L
1950	11/12/1950vs. Philadelphia 33-0 L
1951	10/28/1951 at Philadelphia 27-23 W
1951	12/2/1951vs. Philadelphia 35-21 L
1952	11/9/1952 at Philadelphia 38-20 L
1952	12/14/1952vs. Philadelphia27-21 W
1953	10/2/1953 at Philadelphia 21-21
1953	12/6/1953vs. Philadelphia 10-0 W
1954	10/17/1954vs. Philadelphia 49-21 L
1954	11/28/1954 at Philadelphia 41-33 L
1955	10/1/1955 at Philadelphia 31-30 W
1955	11/6/1955vs. Philadelphia 34-21 W
1956	10/6/1956 at Philadelphia 13-9 L
1956	12/9/1956vs. Philadelphia 19-17 W
1957	11/24/1957 at Philadelphia 21-12 L
1957	12/8/1957vs. Philadelphia42-7 W
1958	9/28/1958 at Philadelphia 24-14 W
1958	12/14/1958vs. Philadelphia20-0 W
1959	11/1/1959 at Philadelphia 30-23 L
1959	12/6/1959vs. Philadelphia 34-14 L
1960	11/13/1960 at Philadelphia 19-13 L
1960	12/18/1960vs. Philadelphia 38-28 L
1961	9/24/1961 at Philadelphia 14-7 L
1961	10/29/1961vs. Philadelphia 27-24 L
1962	10/21/1962 at Philadelphia 27-21 W
1962	12/2/1962vs. Philadelphia 37-14 L
1963	10/13/1963vs. Philadelphia 37-24 L
1963	11/24/1963 at Philadelphia 13-10 W
1964	10/11/1964vs. Philadelphia35-20 W
1964	11/1/1964 at Philadelphia 21-10 W
1965	10/31/1965vs. Philadelphia 23-21 W
1965	11/14/1965 at Philadelphia 21-14 L
1966	10/30/1966 at Philadelphia 27-13 W
1966	12/18/1966vs. Philadelphia 37-28 L
1967	9/17/1967 at Philadelphia 35-24 L
1967	12/3/1967vs. Philadelphia 35-35
1968	10/6/1968vs. Philadelphia17-14 W
1968	11/10/1968 at Philadelphia 16-10 W
1969	11/9/1969vs. Philadelphia 28-28
1969	12/7/1969 at Philadelphia 34-29 W
1970	10/4/1970 at Philadelphia 33-21 W
1970	12/13/1970vs. Philadelphia 24-6 W
1971	11/7/1971vs. Philadelphia 7-7
1971	11/28/1971 at Philadelphia 20-13 W

SERIES HISTORIES

1972	10/8/1972	vs. Philadelphia	14-0 W
1972	12/3/1972	at Philadelphia	23-7 W
1973	9/30/1973	at Philadelphia	28-7 W
1973	12/16/1973	vs. Philadelphia	38-20 W
1974	11/10/1974	at Philadelphia	27-20 W
1974	11/24/1974	vs. Philadelphia	26-7 W
1975	10/5/1975	at Philadelphia	26-10 L
1975	12/21/1975	vs. Philadelphia	26-3 L
1976	9/27/1976	at Philadelphia	20-17 (OT) W
1976	11/28/1976	vs. Philadelphia	24-0 W
1977	10/30/1977	vs. Philadelphia	23-17 W
1977	11/13/1977	at Philadelphia	17-14 W
1978	9/10/1978	vs. Philadelphia	35-30 W
1978	10/15/1978	at Philadelphia	17-10 L
1979	10/7/1979	at Philadelphia	28-17 L
1979	10/21/1979	vs. Philadelphia	17-7 W
1980	10/5/1980	at Philadelphia	24-14 L
1980	11/16/1980	vs. Philadelphia	24-0 L
1981	9/27/1981	at Philadelphia	36-13 L
1981	12/6/1981	vs. Philadelphia	15-13 W
1982	9/12/1982	at Philadelphia	37-34 (OT) W
1982	11/28/1982	vs. Philadelphia	13-9 W
1983	9/11/1983	at Philadelphia	23-13 W
1983	11/27/1983	vs. Philadelphia	28-24 W
1984	9/30/1984	vs. Philadelphia	20-0 W
1984	11/18/1984	at Philadelphia	16-10 L
1985	9/22/1985	vs. Philadelphia	19-6 L
1985	12/8/1985	at Philadelphia	17-12 W
1986	9/7/1986	vs. Philadelphia	41-14 W
1986	12/21/1986	at Philadelphia	21-14 W
1987	9/13/1987	vs. Philadelphia	34-24 W
1987	11/8/1987	at Philadelphia	31-27 L
1988	9/18/1988	vs. Philadelphia	17-10 W
1988	12/4/1988	at Philadelphia	20-19 W
1989	9/17/1989	vs. Philadelphia	42-37 W
1989	11/12/1989	at Philadelphia	10-3 W
1990	10/21/1990	vs. Philadelphia	13-7 W
1990	11/12/1990	at Philadelphia	28-14 L
1990	1/5/1991	at Philadelphia	20-6 W*
1991	9/30/1991	vs. Philadelphia	23-0 W
1991	12/22/1991	at Philadelphia	24-22 L
1992	10/18/1992	vs. Philadelphia	16-12 W
1992	12/20/1992	at Philadelphia	17-13 L
1993	9/19/1993	at Philadelphia	34-31 L
1993	11/28/1993	vs. Philadelphia	17-14 L
1994	10/9/1994	at Philadelphia	21-17 L
1994	10/30/1994	vs. Philadelphia	31-29 L
1995	10/8/1995	at Philadelphia	37-34 (OT) L
1995	11/26/1995	vs. Philadelphia	14-7 L
1996	9/1/1996	vs. Philadelphia	17-14 L
1996	11/17/1996	at Philadelphia	26-21 W
1997	10/5/1997	at Philadelphia	24-10 L
1997	12/21/1997	vs. Philadelphia	35-32 W
1998	10/11/1998	at Philadelphia	17-12 L
1998	11/15/1998	vs. Philadelphia	28-3 W
1999	11/14/1999	at Philadelphia	35-28 L
1999	11/28/1999	vs. Philadelphia	20-17 (OT) W
2000	10/8/2000	at Philadelphia	17-14 W
2000	11/26/2000	vs. Philadelphia	23-20 L
2001	11/25/2001	at Philadelphia	13-3 W
2001	12/16/2001	vs. Philadelphia	20-6 L
2002	9/16/2002	vs. Philadelphia	37-7 L
2002	12/15/2002	at Philadelphia	34-21 L
2003	10/5/2003	at Philadelphia	27-25 L
2003	12/27/2003	vs. Philadelphia	31-7 L
2004	11/21/2004	at Philadelphia	28-6 L
2004	12/12/2004	vs. Philadelphia	17-14 L

2005	11/6/2005	vs. Philadelphia	17-10 W
2005	1/1/2006	at Philadelphia	31-20 W
2006	11/12/2006	at Philadelphia	27-3 L
2006	12/10/2006	vs. Philadelphia	21-19 L
2007	9/17/2007	at Philadelphia	20-12 W
2007	11/11/2007	vs. Philadelphia	33-25 L
2008	10/5/2008	at Philadelphia	23-17 W
2008	12/21/2008	vs. Philadelphia	10-3 W
2009	10/26/2009	vs. Philadelphia	27-17 L
2009	11/29/2009	at Philadelphia	27-24 L
2010	10/3/2010	at Philadelphia	17-12 W
2010	11/15/2010	vs. Philadelphia	59-28 L
2011	10/16/2011	vs. Philadelphia	20-13 L
2011	1/1/2012	at Philadelphia	34-10 L
2012	11/18/2012	vs. Philadelphia	31-6 W
2012	12/23/2012	at Philadelphia	27-20 W
2013	9/9/2013	vs. Philadelphia	33-27 L
2013	11/17/2013	at Philadelphia	24-16 L
2014	9/21/2014	at Philadelphia	37-34 L
2014	12/20/2014	vs. Philadelphia	27-24 W

PITTSBURGH



Redskins lead overall series, 42-32-3
Cumulative score: Redskins 1,431, Steelers 1,221

SEASON	DATE	OPPONENT	RESULT
1933	10/4/1933	at Pittsburgh	21-6 W
1933	10/29/1933	vs. Pittsburgh	16-14 L
1934	9/16/1934	at Pittsburgh	7-0 W
1934	10/14/1934	vs. Pittsburgh	39-0 W
1935	10/27/1935	at Pittsburgh	6-0 L
1935	12/1/1935	vs. Pittsburgh	13-3 W
1936	9/13/1936	at Pittsburgh	10-0 L
1936	11/29/1936	vs. Pittsburgh	30-0 W
1937	10/17/1937	vs. Pittsburgh	34-20 W
1937	11/14/1937	at Pittsburgh	21-13 L
1938	11/6/1938	at Pittsburgh	7-0 W
1938	11/27/1938	vs. Pittsburgh	15-0 W
1939	10/15/1939	vs. Pittsburgh	44-14 W
1939	10/22/1939	at Pittsburgh	21-14 W
1940	10/6/1940	at Pittsburgh	40-10 W
1940	11/3/1940	vs. Pittsburgh	37-10 W
1941	10/12/1941	at Pittsburgh	24-20 W
1941	11/2/1941	vs. Pittsburgh	23-3 W
1942	9/20/1942	vs. Pittsburgh	28-14 W
1942	10/25/1942	at Pittsburgh	14-0 W
1945	10/14/1945	at Pittsburgh	14-0 W
1945	12/2/1945	vs. Pittsburgh	24-0 W
1946	9/29/1946	vs. Pittsburgh	14-14
1946	11/3/1946	at Pittsburgh	14-7 L
1947	10/5/1947	vs. Pittsburgh	27-26 W
1947	11/9/1947	at Pittsburgh	21-14 L
1948	9/26/1948	vs. Pittsburgh	17-14 W
1948	10/10/1948	at Pittsburgh	10-7 L
1949	10/3/1949	at Pittsburgh	27-14 W
1949	11/6/1949	vs. Pittsburgh	27-14 W
1950	10/1/1950	vs. Pittsburgh	26-7 L
1950	12/3/1950	at Pittsburgh	24-7 W
1951	11/18/1951	at Pittsburgh	22-7 W
1951	12/16/1951	vs. Pittsburgh	20-10 L
1952	10/19/1952	at Pittsburgh	28-24 W
1952	11/2/1952	vs. Pittsburgh	24-23 L
1953	11/29/1953	at Pittsburgh	17-9 W
1953	12/13/1953	vs. Pittsburgh	14-13 L

1954	10/2/1954	at Pittsburgh	37-7 L
1954	11/14/1954	vs. Pittsburgh	17-14 W
1955	11/27/1955	at Pittsburgh	23-14 W
1955	12/11/1955	vs. Pittsburgh	28-17 W
1956	9/30/1956	at Pittsburgh	30-13 L
1956	12/16/1956	vs. Pittsburgh	23-0 L
1957	9/29/1957	at Pittsburgh	28-7 L
1957	12/15/1957	vs. Pittsburgh	10-3 W
1958	11/2/1958	at Pittsburgh	24-16 L
1958	12/7/1958	vs. Pittsburgh	14-14
1959	10/4/1959	at Pittsburgh	23-17 W
1959	10/18/1959	vs. Pittsburgh	27-6 L
1960	10/23/1960	vs. Pittsburgh	27-27
1960	11/27/1960	at Pittsburgh	22-10 L
1961	10/15/1961	at Pittsburgh	20-0 L
1961	12/10/1961	vs. Pittsburgh	30-14 L
1962	11/18/1962	at Pittsburgh	23-21 L
1962	12/16/1962	vs. Pittsburgh	27-24 L
1963	10/20/1963	at Pittsburgh	38-27 L
1963	11/17/1963	vs. Pittsburgh	34-28 L
1964	11/15/1964	at Pittsburgh	30-0 W
1964	12/6/1964	vs. Pittsburgh	14-7 L
1965	11/21/1965	at Pittsburgh	31-3 W
1965	12/19/1965	vs. Pittsburgh	35-14 W
1966	9/25/1966	at Pittsburgh	33-27 W
1966	10/2/1966	vs. Pittsburgh	24-10 W
1967	12/10/1967	at Pittsburgh	15-10 W
1968	10/13/1968	vs. Pittsburgh	16-13 W
1969	10/26/1969	at Pittsburgh	14-7 W
1973	11/5/1973	at Pittsburgh	21-16 L
1979	11/4/1979	at Pittsburgh	38-7 L
1985	11/24/1985	at Pittsburgh	30-23 W
1988	9/11/1988	vs. Pittsburgh	30-29 W
1991	11/17/1991	at Pittsburgh	41-14 W
1997	9/7/1997	at Pittsburgh	14-13 L
2000	12/16/2000	at Pittsburgh	24-3 L
2004	11/28/2004	at Pittsburgh	16-7 L
2008	11/3/2008	vs. Pittsburgh	23-6 L
2012	10/28/2012	at Pittsburgh	27-12 L

SAN DIEGO



Redskins lead overall series, 7-3
Cumulative score: Redskins 255, Chargers 209

SEASON	DATE	OPPONENT	RESULT
1973	9/16/1973	vs. San Diego	38-0 W
1980	12/7/1980	vs. San Diego	40-17 W
1983	10/31/1983	at San Diego	27-24 W
1986	9/21/1986	at San Diego	30-27 W
1989	12/10/1989	vs. San Diego	26-21 W
1998	12/6/1998	vs. San Diego	24-20 W
2001	9/9/2001	at San Diego	30-3 L
2005	11/27/2005	vs. San Diego	23-17 (OT) L
2009	1/3/2010	at San Diego	23-20 L
2013	11/3/2013	vs. San Diego	30-24 (OT) W

SERIES HISTORIES

SAN FRANCISCO



Redskins trail overall series, 10-20-1
 Cumulative score: Redskins 581, 49ers 748

SEASON DATE	OPPONENT	RESULT
1952	11/16/1952vs. San Francisco	23-17 L
1954	9/26/1954 at San Francisco	41-7 L
1955	11/13/1955vs. San Francisco	7-0 W
1961	9/17/1961 at San Francisco	35-3 L
1967	11/12/1967vs. San Francisco	31-28 W
1969	10/5/1969 at San Francisco	17-17
1970	9/20/1970 at San Francisco	26-17 L
1971	12/26/1971 at San Francisco	24-20 L*
1973	11/11/1973vs. San Francisco	33-9 W
1976	11/7/1976 at San Francisco	24-21 W
1978	10/29/1978vs. San Francisco	38-20 W
1981	10/4/1981vs. San Francisco	30-17 L
1983	1/8/1984vs. San Francisco	24-21 W*
1984	9/10/1984 at San Francisco	37-31 L
1985	12/1/1985vs. San Francisco	35-8 L
1986	11/17/1986vs. San Francisco	14-6 W
1988	11/21/1988 at San Francisco	37-21 L
1990	9/16/1990 at San Francisco	26-13 L
1990	1/12/1991 at San Francisco	28-10 L*
1992	1/9/1993 at San Francisco	20-13 L*
1994	11/6/1994vs. San Francisco	37-22 L
1996	11/24/1996vs. San Francisco	19-16 (OT) L
1998	9/14/1998vs. San Francisco	45-10 L
1999	12/26/1999 at San Francisco	26-20 (OT) W
2002	9/22/2002 at San Francisco	20-10 L
2004	12/18/2004 at San Francisco	26-16 W
2005	10/23/2005vs. San Francisco	52-17 W
2008	12/28/2008 at San Francisco	27-24 L
2011	11/6/2011vs. San Francisco	19-11 L
2013	11/25/2013vs. San Francisco	27-6 L
2014	11/23/2014 at San Francisco	17-13 L

SEATTLE



Redskins lead overall series, 11-8
 Cumulative score: Redskins 349, Seahawks 328


SEASON DATE	OPPONENT	RESULT
1976	9/19/1976vs. Seattle	31-7 W
1980	9/28/1980vs. Seattle	14-0 L
1983	9/25/1983 at Seattle	27-17 W
1986	9/28/1986vs. Seattle	19-14 W
1989	12/23/1989 at Seattle	29-0 W
1992	11/8/1992 at Seattle	16-3 W
1994	9/4/1994vs. Seattle	28-7 L
1995	11/19/1995vs. Seattle	27-20 L
1998	9/20/1998 at Seattle	24-14 L
2001	11/4/2001vs. Seattle	27-14 W
2002	11/3/2002 at Seattle	14-3 W
2003	11/9/2003vs. Seattle	27-20 W
2005	10/2/2005vs. Seattle	20-17 (OT) W
2005	1/14/2006 at Seattle	20-10 L*
2007	1/5/2008 at Seattle	35-14 L*
2008	11/23/2008 at Seattle	20-17 W
2011	11/27/2011 at Seattle	23-17 W
2012	1/6/2013vs. Seattle	24-14 L*
2014	10/6/2014vs. Seattle	27-17 L

ST. LOUIS



Redskins lead overall series, 24-13-1
 Cumulative score: Redskins 880, Rams 709

SEASON DATE	OPPONENT	RESULT
1937	11/21/1937 at Cleveland	16-7 W
1938	9/25/1938vs. Cleveland	37-13 W
1941	10/26/1941vs. Cleveland	17-13 W
1942	10/11/1942vs. Cleveland	33-14 W
1944	11/5/1944vs. Cleveland	14-10 W
1945	12/16/1945 at Cleveland	15-14 L*
1948	12/5/1948vs. Los Angeles	41-13 L
1949	12/11/1949 at Los Angeles	53-27 L
1951	11/25/1951vs. Los Angeles	31-21 W
1962	10/7/1962vs. Los Angeles	20-14 W
1963	9/21/1963 at Los Angeles	37-14 W
1967	10/22/1967 at Los Angeles	28-28
1969	11/30/1969vs. Los Angeles	24-13 L
1971	12/13/1971 at Los Angeles	38-24 W
1974	12/9/1974 at Los Angeles	23-17 W
1974	12/22/1974 at Los Angeles	19-10 L*
1977	12/17/1977vs. Los Angeles	17-14 W
1981	12/20/1981 at Los Angeles	30-7 W
1983	11/20/1983 at Los Angeles	42-20 W
1983	1/1/1984vs. Los Angeles	51-7 W*
1986	12/28/1986vs. Los Angeles	19-7 W*
1987	11/23/1987vs. Los Angeles	30-26 L
1991	12/1/1991 at Los Angeles	27-6 W
1993	11/21/1993 at Los Angeles	10-6 L
1994	12/24/1994 at Los Angeles	24-21 W
1995	12/17/1995 at St. Louis	35-23 W
1996	9/22/1996 at St. Louis	17-10 W
1997	11/30/1997vs. St. Louis	23-20 L
2000	11/20/2000 at St. Louis	33-20 W
2002	11/24/2002vs. St. Louis	20-17 W
2005	12/4/2005 at St. Louis	24-9 W
2006	12/24/2006 at St. Louis	37-31 (OT) L
2008	10/12/2008vs. St. Louis	19-17 L
2009	9/20/2009vs. St. Louis	9-7 W
2010	9/26/2010 at St. Louis	30-16 L
2011	10/2/2011 at St. Louis	17-10 W
2012	9/16/2012 at St. Louis	31-28 L
2014	12/7/2014vs. St. Louis	24-0 L



TAMPA BAY



Redskins trail overall series, 9-11
 Cumulative score: Redskins 364, Buccaneers 395

SEASON DATE	OPPONENT	RESULT
1977	10/9/1977 at Tampa Bay	10-0 W
1982	9/19/1982 at Tampa Bay	21-13 W
1989	10/22/1989vs. Tampa Bay	32-28 W
1993	12/5/1993 at Tampa Bay	23-17 W
1994	12/4/1994 at Tampa Bay	26-21 L
1994	12/18/1994vs. Tampa Bay	17-14 L
1995	9/24/1995 at Tampa Bay	14-6 L
1996	12/8/1996 at Tampa Bay	24-10 L
1998	12/19/1998vs. Tampa Bay	20-16 W
1999	1/15/2000 at Tampa Bay	14-13 L*
2000	10/1/2000vs. Tampa Bay	20-17 (OT) W
2003	10/12/2003vs. Tampa Bay	35-13 L
2004	9/12/2004vs. Tampa Bay	16-10 W
2005	11/13/2005 at Tampa Bay	36-35 L
2005	1/7/2006 at Tampa Bay	17-10 W*
2006	11/19/2006 at Tampa Bay	20-17 L
2007	11/25/2007 at Tampa Bay	19-13 L
2009	10/4/2009vs. Tampa Bay	16-13 W
2010	12/12/2010vs. Tampa Bay	17-16 L
2012	9/30/2012 at Tampa Bay	24-22 W
2014	11/16/2014vs. Tampa Bay	27-7 L

TENNESSEE



Overall series is tied, 6-6
 Cumulative score: Redskins 234, Titans 249

SEASON DATE	OPPONENT	RESULT
1971	10/10/1971vs. Houston	22-13 W
1975	10/19/1975 at Houston	13-10 L
1979	9/2/1979vs. Houston	29-27 L
1985	9/15/1985vs. Houston	16-13 W
1988	10/30/1988 at Houston	41-17 L
1991	11/3/1991vs. Houston	16-13 (OT) W
1997	10/19/1997 at Tennessee	28-14 L
2000	10/30/2000vs. Tennessee	27-21 L
2002	10/6/2002 at Tennessee	31-14 W
2006	10/15/2006vs. Tennessee	25-22 L
2010	11/21/2010 at Tennessee	19-16 (OT) W
2014	10/19/2014vs. Tennessee	19-17 W

SERIES RECORDS

ALL GAMES

ACTIVE FRANCHISES	<u>OVERALL</u>				<u>REGULAR SEASON</u>				<u>POSTSEASON</u>		
	W	L	T	Games	W	L	T	Games	W	L	Games
49ers	10	20	1	31	9	17	1	27	1	3	4
Bears	24	23	1	48	20	20	1	41	4	3	7
Bengals	4	5	0	9	4	5	0	9	0	0	0
Bills	5	8	0	13	4	8	0	12	1	0	1
Broncos	6	7	0	13	5	7	0	12	1	0	1
Browns	11	33	1	45	11	33	1	45	0	0	0
Buccaneers	10	11	0	21	9	10	0	19	1	1	2
Cardinals (CHI/STL/PHX/ARI)	74	45	2	121	74	45	2	121	0	0	0
Chargers	7	3	0	10	7	3	0	10	0	0	0
Chiefs	1	8	0	9	1	8	0	9	0	0	0
Colts (BAL/IND)	10	20	0	30	10	20	0	30	0	0	0
Cowboys	43	65	2	110	41	65	2	108	2	0	2
Dolphins	5	8	0	13	4	7	0	11	1	1	2
Eagles	82	73	5	160	81	73	5	159	1	0	1
Falcons	15	8	1	24	14	8	1	23	1	0	1
Giants	65	97	4	166	64	96	4	164	1	1	2
Jaguars	5	1	0	6	5	1	0	6	0	0	0
Jets	8	2	0	10	8	2	0	10	0	0	0
Oilers/Titans (HOU/TEN)	6	6	0	12	6	6	0	12	0	0	0
Packers	14	19	1	34	13	18	1	32	1	1	2
Panthers	7	4	0	11	7	4	0	11	0	0	0
Patriots	6	3	0	9	6	3	0	9	0	0	0
Raiders (LA/OAK)	5	8	0	13	5	7	0	12	0	1	1
Rams (CLE/LA/STL)	24	13	1	38	22	11	1	34	2	2	4
Ravens	2	3	0	5	2	3	0	5	0	0	0
Saints	16	8	0	24	16	8	0	24	0	0	0
Seahawks	11	8	0	19	11	5	0	16	0	3	3
Spartans/Lions (Portsmouth/DET)	30	13	0	43	27	13	0	40	3	0	3
Steelers	42	32	3	77	42	32	3	77	0	0	0
Texans	2	2	0	4	2	2	0	4	0	0	0
Vikings	12	12	0	24	9	10	0	19	3	2	5
DEFUNCT/COMBINED	W	L	T	Games	W	L	T	Games	W	L	Games
Baltimore Colts (1949-50)	2	0	0	2	2	0	0	2	0	0	0
Boston Yanks/New York Bulldogs	9	2	1	12	9	2	1	12	0	0	0
Brooklyn Dodgers/Tigers	17	5	3	25	17	5	3	25	0	0	0
Chi-Pitt Cards/Steelers	1	0	0	1	1	0	0	1	0	0	0
Phil-Pitt Steagles	0	1	1	2	0	1	1	2	0	0	0
Staten Island Stapletons	1	0	0	1	1	0	0	1	0	0	0
TOTAL	592	576	27	1195	569	558	27	1154	23	18	41

SERIES RECORDS

HOME GAMES

ACTIVE FRANCHISES	<u>OVERALL</u>				<u>REGULAR SEASON</u>				<u>POSTSEASON</u>		
	W	L	T	Games	W	L	T	Games	W	L	Games
49ers	7	8	0	15	6	8	0	14	1	0	1
Bears	14	12	1	27	13	10	1	24	1	2	3
Bengals	3	2	0	5	3	2	0	5	0	0	0
Bills	2	3	0	5	2	3	0	5	0	0	0
Broncos	3	2	0	5	3	2	0	5	0	0	0
Browns	4	16	1	21	4	16	1	21	0	0	0
Buccaneers	5	4	0	9	5	4	0	9	0	0	0
Cardinals (CHI/STL/PHX/ARI)	47	20	0	67	47	20	0	67	0	0	0
Chargers	5	1	0	6	5	1	0	6	0	0	0
Chiefs	1	4	0	5	1	4	0	5	0	0	0
Colts (BAL/IND)	7	6	0	13	7	6	0	13	0	0	0
Cowboys	28	29	0	57	26	29	0	55	2	0	2
Dolphins	4	2	0	6	4	2	0	6	0	0	0
Eagles	42	35	3	80	42	35	3	80	0	0	0
Falcons	10	3	0	13	9	3	0	12	1	0	1
Giants	37	44	2	83	37	44	2	83	0	0	0
Jaguars	3	0	0	3	3	0	0	3	0	0	0
Jets	4	2	0	6	4	2	0	6	0	0	0
Oilers/Titans (HOU/TEN)	4	3	0	7	4	3	0	7	0	0	0
Packers	9	7	0	16	8	7	0	15	1	0	1
Panthers	5	1	0	6	5	1	0	6	0	0	0
Patriots	2	1	0	3	2	1	0	3	0	0	0
Raiders (LA/OAK)	2	4	0	6	2	4	0	6	0	0	0
Rams (CLE/LA/STL)	11	6	0	17	9	6	0	15	2	0	2
Ravens	2	2	0	4	2	2	0	4	0	0	0
Saints	7	5	0	12	7	5	0	12	0	0	0
Seahawks	5	5	0	10	5	4	0	9	0	1	1
Spartans/Lions (Portsmouth/DET)	21	3	0	24	18	3	0	21	3	0	3
Steelers	20	12	3	35	20	12	3	35	0	0	0
Texans	1	1	0	2	1	1	0	2	0	0	0
Vikings	6	6	0	12	4	6	0	10	2	0	2
DEFUNCT/COMBINED	W	L	T	Games	W	L	T	Games	W	L	Games
Baltimore Colts (1949-50)	2	0	0	2	2	0	0	2	0	0	0
Boston Yanks/New York Bulldogs	9	2	1	12	9	2	1	12	0	0	0
Brooklyn Dodgers/Tigers	17	5	3	25	17	5	3	25	0	0	0
Chi-Pitt Cards/Steelers	1	0	0	1	1	0	0	1	0	0	0
Phil-Pitt Steagles	0	1	1	2	0	1	1	2	0	0	0
Staten Island Stapletons	1	0	0	1	1	0	0	1	0	0	0
TOTAL	340	251	11	602	327	248	11	586	13	3	16

SERIES RECORDS

AWAY GAMES

ACTIVE FRANCHISES	<u>OVERALL</u>				<u>REGULAR SEASON</u>				<u>POSTSEASON</u>		
	W	L	T	Games	W	L	T	Games	W	L	Games
49ers	3	12	1	16	3	9	1	13	0	3	3
Bears	10	11	0	21	7	10	0	17	3	1	4
Bengals	1	3	0	4	1	3	0	4	0	0	0
Bills	2	5	0	7	2	5	0	7	0	0	0
Broncos	2	5	0	7	2	5	0	7	0	0	0
Browns	7	17	0	24	7	17	0	24	0	0	0
Buccaneers	5	7	0	12	4	6	0	10	1	1	2
Cardinals (CHI/STL/PHX/ARI)	27	25	2	54	27	25	2	54	0	0	0
Chargers	2	2	0	4	2	2	0	4	0	0	0
Chiefs	0	4	0	4	0	4	0	4	0	0	0
Colts (BAL/IND)	3	14	0	17	3	14	0	17	0	0	0
Cowboys	15	36	2	53	15	36	2	53	0	0	0
Dolphins	0	5	0	5	0	5	0	5	0	0	0
Eagles	40	38	2	80	39	38	2	79	1	0	1
Falcons	5	5	1	11	5	5	1	11	0	0	0
Giants	28	53	2	83	27	52	2	81	1	1	2
Jaguars	2	1	0	3	2	1	0	3	0	0	0
Jets	4	0	0	4	4	0	0	4	0	0	0
Oilers/Titans (HOU/TEN)	2	3	0	5	2	3	0	5	0	0	0
Packers	5	11	1	17	5	11	1	17	0	0	0
Panthers	2	3	0	5	2	3	0	5	0	0	0
Patriots	4	2	0	6	4	2	0	6	0	0	0
Raiders (LA/OAK)	3	3	0	6	3	3	0	6	0	0	0
Rams (CLE/LA/STL)	13	7	1	21	13	5	1	19	0	2	2
Ravens	0	1	0	1	0	1	0	1	0	0	0
Saints	9	3	0	12	9	3	0	12	0	0	0
Seahawks	6	3	0	9	6	1	0	7	0	2	2
Spartans/Lions (Portsmouth/DET)	9	10	0	19	9	10	0	19	0	0	0
Steelers	22	20	0	42	22	20	0	42	0	0	0
Texans	1	1	0	2	1	1	0	2	0	0	0
Vikings	6	6	0	12	5	4	0	9	1	2	3
DEFUNCT/COMBINED	W	L	T	Games	W	L	T	Games	W	L	Games
Baltimore Colts (1949-50)	2	0	0	2	2	0	0	2	0	0	0
Boston Yanks/New York Bulldogs	9	2	1	12	9	2	1	12	0	0	0
Brooklyn Dodgers/Tigers	17	5	3	25	17	5	3	25	0	0	0
Chi-Pitt Cards/Steelers	1	0	0	1	1	0	0	1	0	0	0
Phil-Pitt Steagles	0	1	1	2	0	1	1	2	0	0	0
Staten Island Stapletons	1	0	0	1	1	0	0	1	0	0	0
TOTAL	249	322	16	587	242	310	16	568	7	12	19

SERIES RECORDS

NEUTRAL SITE GAMES

ACTIVE FRANCHISES	<u>POSTSEASON</u>		
	W	L	Games
49ers	0	0	0
Bears	0	0	0
Bengals	0	0	0
Bills	1	0	1
Broncos	1	0	1
Browns	0	0	0
Buccaneers	0	0	0
Cardinals (CHI/STL/PHX/ARI)	0	0	0
Chargers	0	0	0
Chiefs	0	0	0
Colts (BAL/IND)	0	0	0
Cowboys	0	0	0
Dolphins	1	1	2
Eagles	0	0	0
Falcons	0	0	0
Giants	0	0	0
Jaguars	0	0	0
Jets	0	0	0
Oilers/Titans (HOU/TEN)	0	0	0
Packers	0	1	1
Panthers	0	0	0
Patriots	0	0	0
Raiders (LA/OAK)	0	1	1
Rams (CLE/LA/STL)	0	0	0
Ravens	0	0	0
Saints	0	0	0
Seahawks	0	0	0
Spartans/Lions (Portsmouth/DET)	0	0	0
Steelers	0	0	0
Texans	0	0	0
Vikings	0	0	0
DEFUNCT/COMBINED			
Baltimore Colts (1949-50)	0	0	0
Boston Yanks/New York Bulldogs	0	0	0
Brooklyn Dodgers/Tigers	0	0	0
Chi-Pitt Cards/Steelers	0	0	0
Phil-Pitt Steagles	0	0	0
Staten Island Stapletons	0	0	0
TOTAL	3	3	6

TITLES/GAMES/ATTENDANCE

TITLES

NFC EAST (14): 1936, 1937, 1940, 1942, 1943, 1945, 1972, 1982, 1983, 1984, 1987, 1991, 1999, 2012
NFC (5):	1972Defeated Cowboys 26-3, Dec 31, 1972 (at RFK) 1982Defeated Cowboys 31-17, Jan 22, 1983 (at RFK) 1983Defeated 49ers 24-21, Jan 8, 1984 (at RFK) 1987Defeated Vikings 17-10, Jan 17, 1988 (at RFK) 1991Defeated Lions 41-10, Jan 12, 1992 (at RFK)
CHAMPIONSHIPS (5):	1937 (8-3 record)Defeated Bears 28-21, in title game 1942 (10-1 record)Defeated Bears 14-6, in title game 1982Defeated Dolphins 27-17 in Super Bowl XVII 1987Defeated Broncos 42-10 in Super Bowl XXII 1991Defeated Bills 37-24 in Super Bowl XXVI
PLAYOFF APPEARANCES (23):	1936, 1937, 1940, 1942, 1943, 1945, 1971, 1972, 1973, 1974, 1976, 1982, 1983, 1984, 1986, 1987, 1990, 1991, 1992, 1999, 2005, 2007, 2012

GAMES

Regular Season Record (1932-2011):	569-558-27 (.505)
Playoff Record (1932-2011):	23-18 (.561)
Most Victories, Season:	1991 - 17 (14-2 regular season, 3-0 playoffs, 17-2 overall)
Best Winning Pct., Season:	1982 - .923 (8-1 regular season, 4-0 playoffs, 12-1 overall)
Worst Winning Pct., Season:	1961 - .077 (1-12-1 regular season)
Most Consecutive Victories:	14 (10/04/42 - 11/07/43)
Most Consecutive Games Without Defeat:	17 (10/04/42 - 11/28/43). 16 wins, no losses, one tie
Most Consecutive Losses:	17 (10/30/60 - 11/19/61)
Most Consecutive Games Without Victory:	23 (10/16/60 - 12/17/61) 20 losses, 3 ties

ATTENDANCE RECORDS

All-Time Attendance, Home and Away, Regular and Postseason:	61,000,591
All-Time Attendance, Home and Away, Regular Season:	58,603,996
All-Time Attendance, Home and Away, Postseason:	2,396,595
All-Time Attendance, Home Games, Regular and Postseason:	30,672,720
All-Time Attendance, Home Games, Regular Season:	29,779,568
All-Time Attendance, Home Games, Postseason:	893,152
All-Time Attendance, Road Games, Regular and Postseason:	29,895,075
All-Time Attendance, Road Games, Regular Season:	28,824,428
All-Time Attendance, Road Games, Postseason:	1,070,647
All-Time Attendance, Neutral Sites, Postseason:	432,796
Highest Attendance, Any Site:	103,667 (Jan. 30, 1983, SB XVII vs. Miami at the Rose Bowl in Pasadena, Calif.)
Highest Attendance, Home Game:	90,910 (Dec. 30, 2007, vs. Dallas at FedExField in Landover, Md.)
Highest Attendance, Road Game:	91,017 (Sept. 26, 2011, at Dallas at Cowboys Stadium in Arlington, Texas)
Highest Home Attendance, Single Season (Total):	721,671 (2012, including one postseason game)
Highest Home Attendance, Single Season (Average):	89,625 (2005)
Highest Regular Season Home Attendance, Single Season (Total):	716,999 (2005)
Highest Regular Season Home Attendance, Single Season (Average):	89,625 (2005)

HOME STADIUM BREAKDOWN

FACILITY	HOME ATTENDANCE				OVERALL			REGULAR SEASON			POSTSEASON	
	Games	Total	Avg.	Record	W	L	T	W	L	T	W	L
Braves Field (1932)	6	63,500	10,583	18,000	2	3	1	2	3	1	0	0
Fenway Park (1933-36)	27	355,923	13,182	26,000	14	13	0	14	13	0	0	0
Griffith Stadium (1937-60)	145	4,119,319	28,409	47,457	81	58	6	80	57	6	1	1
RFK Stadium (1961-96)	278	14,260,098	51,295	65,454	173	102	3	162	101	3	11	1
FedExField (1997-Present)	146	11,873,880	81,328	90,910	70	75	1	69	74	1	1	1
TOTAL	602	30,672,720	50,951	90,910	340	251	11	327	248	11	13	3

TOP TENS - CAREER

GAMES PLAYED

PLAYER.....	YEARS.....	GAMES
1 Darrell Green.....	1983-02.....	295
2 Monte Coleman.....	1979-94.....	215
3 Art Monk.....	1980-93.....	205
4 Dave Butz.....	1975-88.....	203
5 Len Hauss.....	1964-77.....	196
6 Don Warren.....	1979-92.....	193
7 Chris Hanburger.....	1965-78.....	187
8 Jeff Bostic.....	1980-93.....	184
9 Mark Moseley.....	1974-86.....	182
10 Mike Bragg.....	1968-79.....	172

SCORING

PLAYER.....	YEARS.....	PTS.....	TD.....	PAT.....	FGM.....	2-PT.....
1 Mark Moseley.....	1974-86.....	1,206.....	0.....	417.....	263.....	0
2 Chip Lohmiller.....	1988-94.....	787.....	0.....	262.....	175.....	0
3 Charley Taylor.....	1964-77.....	540.....	90.....	0.....	0.....	0
4 John Riggins.....	1976-85.....	510.....	85.....	0.....	0.....	0
5 Curt Knight.....	1969-73.....	475.....	0.....	172.....	101.....	0
6 Art Monk.....	1980-93.....	390.....	65.....	0.....	0.....	0
7 Jerry Smith.....	1965-77.....	360.....	60.....	0.....	0.....	0
8t Gary Clark.....	1985-92.....	348.....	58.....	0.....	0.....	0
8t Hugh Taylor.....	1947-54.....	348.....	58.....	0.....	0.....	0
10 Larry Brown.....	1969-76.....	330.....	55.....	0.....	0.....	0

TOTAL TOUCHDOWNS

PLAYER.....	YEARS.....	TD
1 Charley Taylor.....	1964-77.....	90
2 John Riggins.....	1976-85.....	85
3 Art Monk.....	1980-93.....	65
4 Jerry Smith.....	1965-77.....	60
5t Gary Clark.....	1985-92.....	58
5t Hugh Taylor.....	1947-54.....	58
7 Larry Brown.....	1969-76.....	55
8 Bobby Mitchell.....	1962-68.....	53
9 Clinton Portis.....	2004-10.....	49
10t Stephen Davis.....	1996-02.....	48
10t Santana Moss.....	2005-14.....	48

RUSHING YARDS

PLAYER.....	YEARS.....	YDS.....	ATT.....	AVG.....	LG.....	TD
1 John Riggins.....	1976-85.....	7,472.....	1,988.....	3.8.....	66t.....	79
2 Clinton Portis.....	2004-10.....	6,824.....	1,667.....	4.1.....	78.....	46
3 Larry Brown.....	1969-76.....	5,875.....	1,530.....	3.8.....	75t.....	35
4 Stephen Davis.....	1996-02.....	5,790.....	1,383.....	4.2.....	76t.....	45
5 Terry Allen.....	1995-98.....	4,086.....	1,043.....	3.9.....	49t.....	37
6 Alfred Morris.....	2012-14.....	3,962.....	876.....	4.5.....	45t.....	28
7 Earnest Byner.....	1989-93.....	3,950.....	990.....	4.0.....	32.....	25
8 Cliff Battles.....	1932-37.....	3,511.....	839.....	4.2.....	-.....	23
9 Mike Thomas.....	1975-78.....	3,359.....	878.....	3.8.....	34.....	15
10 Ladell Betts.....	2002-09.....	3,176.....	776.....	4.1.....	27.....	13

RUSHING ATTEMPTS

PLAYER.....	YEARS.....	ATT.
1 John Riggins.....	1976-85.....	1,988
2 Clinton Portis.....	2004-10.....	1,667
3 Larry Brown.....	1969-76.....	1,530
4 Stephen Davis.....	1996-02.....	1,383
5 Terry Allen.....	1995-98.....	1,043
6 Earnest Byner.....	1989-93.....	990
7 Mike Thomas.....	1975-78.....	878
8 Alfred Morris.....	2012-14.....	876
9 Cliff Battles.....	1932-37.....	839
10 Ladell Betts.....	2002-09.....	776

RUSHING TOUCHDOWNS

PLAYER.....	YEARS.....	TD
1 John Riggins.....	1976-85.....	79
2 Clinton Portis.....	2004-10.....	46
3 Stephen Davis.....	1996-02.....	45
4 Terry Allen.....	1995-98.....	37
5 Larry Brown.....	1969-76.....	35
6 George Rogers.....	1985-87.....	31
7 Alfred Morris.....	2012-14.....	28
8 Earnest Byner.....	1989-93.....	25
9 Cliff Battles.....	1932-37.....	23
10 Don Bosseler.....	1957-64.....	22

PASSING YARDS

PLAYER.....	YEARS.....	YDS.....	ATT.....	COMP.....	PCT.....	TD.....	INT
1 Joe Theismann.....	1974-85.....	25,206..	3,602...	2,044.....	56.7....	160.....	138
2 Sonny Jurgensen.....	1964-74.....	22,585..	3,155...	1,831.....	58.0....	179.....	116
3 Sammy Baugh.....	1937-52.....	21,886..	2,995...	1,693.....	56.5....	187.....	203
4 Mark Rypien.....	1988-93.....	15,928..	2,207...	1,244.....	56.4....	101.....	75
5 Billy Kilmer.....	1971-78.....	12,352..	1,791...	953.....	53.2....	103.....	75
6 Jason Campbell.....	2006-09.....	10,860..	1,637...	1,002.....	61.2....	55.....	38
7 Gus Frerotte.....	1994-98.....	9,769...	1,422...	744.....	52.3....	48.....	44
8 Norm Snead.....	1961-63.....	8,306..	1,092...	531.....	48.6....	46.....	71
9 Robert Griffin III.....	2012-14.....	8,097...	1,063...	679.....	63.98...	40.....	23
10 Eddie LeBaron.....	1952-59.....	8,068...	1,104...	539.....	48.8....	59.....	88

PASSING ATTEMPTS

PLAYER.....	YEARS.....	ATT.
1 Joe Theismann.....	1974-85.....	3,602
2 Sonny Jurgensen.....	1964-74.....	3,155
3 Sammy Baugh.....	1937-52.....	2,995
4 Mark Rypien.....	1988-93.....	2,207
5 Billy Kilmer.....	1971-78.....	1,791
6 Jason Campbell.....	2006-09.....	1,637
7 Gus Frerotte.....	1994-98.....	1,422
8 Eddie LeBaron.....	1952-59.....	1,104
9 Norm Snead.....	1961-63.....	1,092
10 Robert Griffin III.....	2012-14.....	1,063

PASS COMPLETIONS

PLAYER.....	YEARS.....	COMP.
1 Joe Theismann.....	1974-85.....	2,044
2 Sonny Jurgensen.....	1964-74.....	1,831
3 Sammy Baugh.....	1937-52.....	1,693
4 Mark Rypien.....	1988-93.....	1,244
5 Jason Campbell.....	2006-09.....	1,002
6 Billy Kilmer.....	1971-78.....	953
7 Gus Frerotte.....	1994-98.....	744
8 Robert Griffin III.....	2012-14.....	679
9 Brad Johnson.....	1999-00.....	544
10 Mark Brunell.....	2004-06.....	542

PASSING TOUCHDOWNS

PLAYER.....	YEARS.....	TD
1 Sammy Baugh.....	1937-52.....	187
2 Sonny Jurgensen.....	1964-74.....	179
3 Joe Theismann.....	1974-85.....	160
4 Billy Kilmer.....	1971-78.....	103
5 Mark Rypien.....	1988-93.....	101
6 Eddie LeBaron.....	1952-59.....	59
7 Jason Campbell.....	2006-09.....	55
8 Gus Frerotte.....	1994-98.....	48
9 Norm Snead.....	1961-63.....	46
10 Robert Griffin III.....	2012-14.....	40

TOP TENS - CAREER

RECEIVING YARDS

PLAYER.....	YEARS.....	YDS.
1 Art Monk.....	1980-93.....	12,026
2 Charley Taylor.....	1964-77.....	9,110
3 Gary Clark.....	1985-92.....	8,742
4 Santana Moss.....	2005-14.....	7,867
5 Bobby Mitchell.....	1962-68.....	6,492
6 Ricky Sanders.....	1986-93.....	5,854
7 Jerry Smith.....	1965-77.....	5,496
8 Hugh Taylor.....	1947-54.....	5,233
9 Chris Cooley.....	2004-12.....	4,711
10 Michael Westbrook.....	1995-01.....	4,280

RECEPTIONS

PLAYER.....	YEARS.....	REC.....	YDS.	AVG. ...	LG ...	TD
1 Art Monk.....	1980-93.....	888.....	12,026.....	13.5.....	79t.....	65
2 Charley Taylor.....	1964-77.....	649.....	9,110.....	14.0.....	88t.....	79
3 Santana Moss.....	2005-14.....	581.....	7,867.....	13.5.....	78t.....	47
4 Gary Clark.....	1985-92.....	549.....	8,742.....	15.9.....	84t.....	58
5 Chris Cooley.....	2004-12.....	429.....	4,711.....	11.0.....	66t.....	33
6 Jerry Smith.....	1965-77.....	421.....	5,496.....	13.1.....	56.....	60
7 Ricky Sanders.....	1986-93.....	414.....	5,854.....	14.1.....	71.....	36
8 Bobby Mitchell.....	1962-68.....	393.....	6,492.....	16.5.....	99t.....	49
9 Michael Westbrook.....	1995-01.....	277.....	4,280.....	15.5.....	76t.....	24
10 Hugh Taylor.....	1947-54.....	272.....	5,233.....	19.2.....	76t.....	58

RECEIVING TOUCHDOWNS

PLAYER.....	YEARS.....	TD
1 Charley Taylor.....	1964-77.....	79
2 Art Monk.....	1980-93.....	65
3 Jerry Smith.....	1965-77.....	60
4t Gary Clark.....	1985-92.....	58
4t Hugh Taylor.....	1947-54.....	58
6 Bobby Mitchell.....	1962-68.....	49
7 Santana Moss.....	2005-14.....	47
8 Ricky Sanders.....	1986-93.....	36
9 Chris Cooley.....	2004-12.....	33
10 Michael Westbrook.....	1995-01.....	24



SACKS (SINCE 1982)

PLAYER.....	YEARS.....	SACKS
1 Dexter Manley.....	1981-89.....	*91
2 Charles Mann.....	1983-93.....	82
3 Monte Coleman.....	1979-94.....	*43.5
4 Ken Harvey.....	1994-98.....	41.5
5 Brian Orakpo.....	2009-14.....	40
6 Ryan Kerrigan.....	2011-14.....	38
7 Dave Butz.....	1975-88.....	*35.5
8 Andre Carter.....	2006-10.....	34
9 Bruce Smith.....	2000-03.....	29
10 Darryl Grant.....	1981-90.....	*27

* Incomplete Data (stat was not tracked during some included years)

INTERCEPTIONS

PLAYER.....	YEARS.....	INT.....	YDS.	AVG.	LG.....	TD
1 Darrell Green.....	1983-02.....	54.....	621.....	11.5.....	*83t.....	6
2 Brig Owens.....	1966-77.....	36.....	686.....	19.1.....	*60t.....	3
3 Sammy Baugh.....	1937-52.....	*31.....	*491.....	*15.8.....	*74.....	0
4 Mike Bass.....	1969-75.....	30.....	478.....	15.9.....	68t.....	3
5 Joe Lavender.....	1976-82.....	*29.....	*338.....	*11.7.....	*51t.....	1
6 Paul Krause.....	1964-67.....	28.....	333.....	11.9.....	43.....	1
7t Pat Fischer.....	1968-77.....	27.....	412.....	15.3.....	*67.....	1
7t Mark Murphy.....	1977-84.....	27.....	282.....	10.4.....	*48.....	0
9 Ken Houston.....	1973-80.....	24.....	248.....	10.3.....	*37.....	0
10 DeAngelo Hall.....	2008-13.....	23.....	369.....	16.0.....	92t.....	3

FIELD GOAL PERCENTAGE

PLAYER.....	YEARS.....	PCT. (min. 50 att.)
1 Kai Forbath.....	2012-14.....	88.1 (59-67)
2 Shaun Suisham.....	2006-09.....	80.2 (81-101)
3 John Hall.....	2003-06.....	78.3 (54-69)
4 Brett Conway.....	1998-02.....	75.4 (52-69)
5 Graham Gano.....	2009-11.....	73.8 (36-59)
6 Scott Blanton.....	1996-98.....	73.3 (44-60)
7 Chip Lohmiller.....	1988-94.....	71.4 (175-245)
8 Mark Moseley.....	1974-86.....	66.2 (263-397)
9 Curt Knight.....	1969-73.....	57.7 (101-175)
10 Sam Baker.....	1953-59.....	56.3 (54-96)

FIELD GOALS MADE

PLAYER.....	YEARS.....	FG
1 Mark Moseley.....	1974-86.....	263
2 Chip Lohmiller.....	1988-94.....	175
3 Curt Knight.....	1969-73.....	101
4 Shaun Suisham.....	2006-09.....	81
5t Graham Gano.....	2009-11.....	59
5t Kai Forbath.....	2012-14.....	59
7t Sam Baker.....	1953-59.....	54
7t John Hall.....	2003-06.....	54
9 Brett Conway.....	1998-02.....	52
10 Scott Blanton.....	1996-98.....	44

PUNTING AVERAGE

PLAYER.....	YEARS.....	AVG. (min. 50 punt)
1 Tress Way.....	2014.....	47.5
2 Sammy Baugh.....	1937-52.....	45.1
3 Reggie Roby.....	1993-94.....	44.3
4 Tom Tupa.....	2004.....	44.1
5 Matt Turk.....	1995-99.....	43.8
6 Sam Baker.....	1953-59.....	43.4
7 Sav Rocca.....	2011-13.....	42.9
8t Steve Cox.....	1985-88.....	42.0
8t Eagle Day.....	1950-60.....	42.0
8t Pat Richter.....	1963-70.....	42.0

TOP TENS - CAREER

PUNTING YARDS

	PLAYER.....	YEARS.....	YDS.....
1	Mike Bragg.....	1968-79.....	35,746
2	Matt Turk.....	1995-99.....	16,981
3	Sammy Baugh.....	1937-52.....	15,245
4	Pat Richter.....	1963-70.....	14,183
5	Sam Baker.....	1953-59.....	9,673
6	Derrick Frost.....	2005-07.....	9,617
7	Sav Rocca.....	2011-13.....	9,352
8	Bryan Barker.....	2001-03.....	9,048
9	Steve Cox.....	1985-88.....	8,238
10	Jeff Hayes.....	1982-85.....	8,232

PUNTS

	PLAYER.....	YEARS.....	PUNTS.....
1	Mike Bragg.....	1968-79.....	896
2	Matt Turk.....	1995-99.....	388
3t	Sammy Baugh.....	1937-52.....	338
3t	Pat Richter.....	1963-70.....	338
5	Derrick Frost.....	2005-07.....	232
6	Sam Baker.....	1953-59.....	223
7	Bryan Barker.....	2001-03.....	222
8	Sav Rocca.....	2011-13.....	218
9	Jeff Hayes.....	1982-85.....	211
10	Steve Cox.....	1985-88.....	196

KICKOFF RETURN YARDS

	PLAYER.....	YEARS.....	YDS.....	KR.....	AVG.....	LG.....	TD
1	Brian Mitchell.....	1990-99.....	9,586.....	421.....	22.8.....	101t.....	2
2	Rock Cartwright.....	2002-09.....	5,332.....	222.....	24.4.....	100t.....	1
3	Mike Nelms.....	1980-84.....	4,128.....	175.....	23.6.....	84.....	0
4	Dick James.....	1956-63.....	3,949.....	155.....	25.5.....	72.....	0
5	Brandon Banks.....	2010-12.....	2,856.....	119.....	24.0.....	96t.....	1
6	Rickie Harris.....	1965-70.....	2,326.....	102.....	22.8.....	54.....	0
7	Eddie Saenz.....	1946-51.....	2,191.....	93.....	23.6.....	94t.....	2
8	Ladell Betts.....	2002-09.....	2,062.....	86.....	24.0.....	94t.....	1
9	James Thrash.....	1997-00,04-09.....	1,903.....	85.....	22.5.....	95t.....	1
10	Larry Jones.....	1974-77.....	1,816.....	73.....	24.9.....	102t.....	1

PUNT RETURN YARDS

	PLAYER.....	YEARS.....	YDS.....	PR.....	AVG.....	LG.....	TD
1	Brian Mitchell.....	1990-99.....	3,476.....	317.....	11.0.....	84t.....	7
2	Mike Nelms.....	1980-84.....	1,948.....	212.....	9.2.....	75t.....	2
3	Eddie Brown.....	1975-77.....	1,150.....	111.....	10.4.....	*71t.....	1
4	Rickie Harris.....	1965-70.....	1,005.....	119.....	8.4.....	86t.....	3
5	Brandon Banks.....	2010-12.....	937.....	100.....	9.4.....	55.....	0
6	Antwaan Randle El.....	2006-09.....	907.....	129.....	7.0.....	87t.....	1
7	Dick James.....	1956-63.....	794.....	98.....	8.1.....	39.....	0
8	Eddie Saenz.....	1946-51.....	643.....	59.....	10.9.....	*32.....	0
9	Andy Farkas.....	1938-44.....	*630.....	*52.....	*12.1.....	*59.....	1
10	Darrell Green.....	1983-02.....	611.....	51.....	12.0.....	*37.....	0



TOP TENS - SEASON

SCORING

PLAYER.....	YEAR.....	PTS.....	TD.....	PAT.....	FGM.....	2-PT.....	
1	Mark Moseley.....	1983.....	161.....	0.....	62.....	33.....	0
2	Chip Lohmiller.....	1991.....	149.....	0.....	56.....	31.....	0
3	John Riggins.....	1983.....	144.....	24.....	0.....	0.....	0
4	Chip Lohmiller.....	1990.....	131.....	0.....	41.....	30.....	0
5	Chip Lohmiller.....	1989.....	128.....	0.....	41.....	29.....	0
6	Terry Allen.....	1996.....	126.....	21.....	0.....	0.....	0
7t	Chip Lohmiller.....	1992.....	120.....	0.....	30.....	30.....	0
7t	Mark Moseley.....	1984.....	120.....	0.....	48.....	24.....	0
9t	Graham Gano.....	2011.....	118.....	0.....	25.....	31.....	0
9t	Scott Blanton (R).....	1996.....	118.....	0.....	40.....	26.....	0

TOTAL TOUCHDOWNS

PLAYER.....	YEAR.....	TD.....	
1	John Riggins.....	1983.....	24
2	Terry Allen.....	1996.....	21
3	George Rogers.....	1986.....	18
4	Stephen Davis.....	1999.....	17
5	Charley Taylor.....	1966.....	15
6t	Larry Brown.....	1973.....	14
6t	John Riggins.....	1984.....	14
8t	John Riggins.....	1981.....	13
8t	Alfred Morris.....	2012.....	13
10t	Six players tied.....		12

RUSHING YARDS

PLAYER.....	YEAR.....	YDS.....	ATT.....	AVG.....	LG.....	TD.....	
1	Alfred Morris.....	2012.....	1,613.....	335.....	4.8.....	39t.....	13
2	Clinton Portis.....	2005.....	1,516.....	352.....	4.3.....	47t.....	11
3	Clinton Portis.....	2008.....	1,487.....	342.....	4.3.....	31.....	9
4	Stephen Davis.....	2001.....	1,432.....	356.....	4.0.....	32.....	5
5	Stephen Davis.....	1999.....	1,405.....	290.....	4.8.....	76t.....	17
6	Terry Allen.....	1996.....	1,353.....	347.....	3.9.....	49t.....	21
7	John Riggins.....	1983.....	1,347.....	375.....	3.6.....	44.....	24
8	Stephen Davis.....	2000.....	1,318.....	332.....	4.0.....	50t.....	11
9	Clinton Portis.....	2004.....	1,315.....	343.....	3.8.....	64t.....	5
10	Terry Allen.....	1995.....	1,309.....	338.....	3.9.....	28.....	10

RUSHING ATTEMPTS

PLAYER.....	YEAR.....	ATT.....	
1	John Riggins.....	1983.....	375
2	Stephen Davis.....	2001.....	356
3	Clinton Portis.....	2005.....	352
4	Terry Allen.....	1996.....	347
5	Clinton Portis.....	2004.....	343
6	Clinton Portis.....	2008.....	342
7	Terry Allen.....	1995.....	338
8	Alfred Morris (R).....	2012.....	335
9	Stephen Davis.....	2000.....	332
10	John Riggins.....	1984.....	327

RUSHING TOUCHDOWNS

PLAYER.....	YEAR.....	TD.....	
1	John Riggins.....	1983.....	24
2	Terry Allen.....	1996.....	21
3	George Rogers.....	1986.....	18
4	Stephen Davis.....	1999.....	17
5	John Riggins.....	1984.....	14
6t	John Riggins.....	1981.....	13
6t	Alfred Morris.....	2012.....	13
8t	Stephen Davis.....	2000.....	11
8t	Clinton Portis.....	2005.....	11
8t	Clinton Portis.....	2007.....	11
8t	Gerald Riggs.....	1991.....	11

PASSING YARDS

PLAYER.....	YEAR.....	YDS.....	ATT.....	COMP.....	TD.....	INT.....	
1	Jay Schroeder.....	1986.....	4,109.....	541.....	276.....	22.....	22
2	Brad Johnson.....	1999.....	4,005.....	519.....	316.....	24.....	13
3	Mark Rypien.....	1989.....	3,768.....	476.....	280.....	22.....	13
4	Sonny Jurgensen.....	1967.....	3,747.....	508.....	288.....	31.....	16
5	Joe Theismann.....	1983.....	3,714.....	459.....	276.....	29.....	11
6	Jason Campbell.....	2009.....	3,618.....	507.....	327.....	20.....	15
7	Joe Theismann.....	1981.....	3,568.....	496.....	293.....	19.....	20
8	Mark Rypien.....	1991.....	3,564.....	421.....	249.....	28.....	11
9	Gus Frerotte.....	1996.....	3,453.....	470.....	270.....	12.....	11
10	Trent Green.....	1998.....	3,441.....	509.....	278.....	23.....	11

PASSING ATTEMPTS

PLAYER.....	YEAR.....	ATT.....	
1	Jay Schroeder.....	1986.....	541
2	Brad Johnson.....	1999.....	519
3	Trent Green.....	1998.....	509
4	Sonny Jurgensen.....	1967.....	508
5	Jason Campbell.....	2009.....	507
6	Jason Campbell.....	2008.....	506
7	Joe Theismann.....	1981.....	496
8	Mark Rypien.....	1992.....	479
9	Joe Theismann.....	1984.....	477
10	Mark Rypien.....	1989.....	476

PASS COMPLETIONS

PLAYER.....	YEARS.....	COMP.....	
1	Jason Campbell.....	2009.....	327
2	Brad Johnson.....	1999.....	316
3	Jason Campbell.....	2008.....	315
4	Joe Theismann.....	1981.....	293
5	Sonny Jurgensen.....	1967.....	288
6	Joe Theismann.....	1984.....	283
7	Mark Rypien.....	1989.....	280
8	Trent Green.....	1998.....	278
9t	Jay Schroeder.....	1986.....	276
9t	Joe Theismann.....	1983.....	276

PASSING TOUCHDOWNS

PLAYER.....	YEARS.....	TD.....	
1	Sonny Jurgensen.....	1967.....	31
2	Joe Theismann.....	1983.....	29
3t	Sonny Jurgensen.....	1966.....	28
3t	Mark Rypien.....	1991.....	28
5	Sammy Baugh.....	1947.....	25
6t	Brad Johnson.....	1999.....	24
6t	Sonny Jurgensen.....	1964.....	24
6t	Joe Theismann.....	1984.....	24
9t	Sammy Baugh.....	1943.....	23
9t	Mark Brunell.....	2005.....	23
9t	Trent Green.....	1998.....	23
9t	Sonny Jurgensen.....	1970.....	23
9t	Billy Kilmer.....	1975.....	23

TOP TENS - SEASON

PASSER RATING

PLAYER.....	YEAR	RATING
1 Sammy Baugh.....	1945.....	109.9
2 Robert Griffin III (R).....	2012.....	102.4
3 Mark Rypien.....	1991.....	97.9
4 Joe Theismann.....	1983.....	97.0
5 Sammy Baugh.....	1947.....	92.0
6 Sonny Jurgensen.....	1970.....	91.5
7 Joe Theismann.....	1982.....	91.3
8 Brad Johnson.....	1999.....	90.0
9 Mark Rypien.....	1989.....	88.1
10 Sonny Jurgensen.....	1967.....	87.3

RECEIVING YARDS

PLAYER.....	YEAR	YDS.
1 Santana Moss.....	2005.....	1,483
2 Bobby Mitchell.....	1963.....	1,436
3 Henry Ellard.....	1994.....	1,397
4 Bobby Mitchell.....	1962.....	1,384
5 Art Monk.....	1984.....	1,372
6 Pierre Garçon.....	2013.....	1,346
7 Gary Clark.....	1991.....	1,340
8 Gary Clark.....	1986.....	1,265
9 Gary Clark.....	1989.....	1,229
10 Art Monk.....	1985.....	1,226

RECEPTIONS

PLAYER.....	YEAR	REC.
1 Pierre Garçon.....	2013.....	113
2 Art Monk.....	1984.....	106
3 Santana Moss.....	2010.....	93
4 Art Monk.....	1985.....	91
5 Laveranues Coles.....	2004.....	90
6 Art Monk.....	1989.....	86
7 Santana Moss.....	2005.....	84
8 Chris Cooley.....	2008.....	83
9 Laveranues Coles.....	2003.....	82
10 Larry Centers.....	2000.....	81

RECEIVING TOUCHDOWNS

PLAYER.....	YEAR	TD
1t Ricky Sanders.....	1988.....	12
1t Jerry Smith.....	1967.....	12
1t Charley Taylor.....	1966.....	12
1t Hugh Taylor.....	1952.....	12
5 Bobby Mitchell.....	1962.....	11
6t Gary Clark.....	1991.....	10
6t Bobby Mitchell.....	1964.....	10
8t Gary Clark.....	1989.....	9
8t Bobby Mitchell.....	1966.....	9
8t Santana Moss.....	2005.....	9
8t Pat Richter.....	1968.....	9
8t Jerry Smith.....	1969.....	9
8t Jerry Smith.....	1970.....	9
8t Charley Taylor.....	1967.....	9
8t Hugh Taylor.....	1949.....	9
8t Hugh Taylor.....	1950.....	9
8t Michael Westbrook.....	1999.....	9

SACKS (SINCE 1982)

PLAYER.....	YEAR	SACKS
1 Dexter Manley.....	1986.....	18.5
2 Dexter Manley.....	1985.....	15.0
3 Charles Mann.....	1985.....	14.5
4t Ryan Kerrigan.....	2014.....	13.5
4t Ken Harvey.....	1994.....	13.5
4t Dexter Manley.....	1984.....	13.5
7 Marco Coleman.....	2000.....	12.5
8t Dave Butz.....	1983.....	11.5
8t Charles Mann.....	1991.....	11.5
10t Andre Carter.....	2009.....	11.0
10t Brian Orakpo (R).....	2009.....	11.0
10t LaVar Arrington.....	2002.....	11.0
10t Dexter Manley.....	1983.....	11.0
10t Rich Owens.....	1996.....	11.0

INTERCEPTIONS

PLAYER.....	YEAR	INT
1 Dan Sandifer (R).....	1948.....	13
2 Paul Krause (R).....	1964.....	12
3 Sammy Baugh.....	1943.....	11
4 Don Doll.....	1953.....	10
5t Dick Alban.....	1954.....	9
5t Mark Murphy.....	1983.....	9
5t Lemar Parrish.....	1979.....	9
5t Barry Wilburn.....	1987.....	9
9t Mike Bass.....	1971.....	8
9t Norb Hecker.....	1956.....	8
9t Paul Krause.....	1967.....	8
9t Joe Lavender.....	1976.....	8
9t Brig Owens.....	1968.....	8

FIELD GOAL PERCENTAGE

PLAYER.....	YEAR	PCT. (min. 1 FGA/G)
1 Mark Moseley.....	1982.....	95.2 (20-21)
2 Kai Forbath.....	2012.....	94.4 (17-18)
3 Kai Forbath.....	2014.....	88.9 (24-27)
4 Shaun Suisham.....	2009.....	85.7 (18-21)
5 Shaun Suisham.....	2007.....	82.9 (29-35)
6 Kai Forbath.....	2013.....	81.8 (18-22)
7 Scott Blanton (R).....	1996.....	81.3 (26-32)
8 Brett Conway.....	2001.....	78.8 (26-33)
9 Mark Moseley.....	1984.....	77.4 (24-31)
10 Bill Dudley.....	1951.....	76.9 (10-13)

FIELD GOALS MADE

PLAYER.....	YEAR	FG
1 Mark Moseley.....	1983.....	33
2t Graham Gano.....	2011.....	31
2t Chip Lohmiller.....	1991.....	31
4t Chip Lohmiller.....	1990.....	30
4t Chip Lohmiller.....	1992.....	30
6t Curt Knight.....	1971.....	29
6t Chip Lohmiller.....	1989.....	29
6t Shaun Suisham.....	2007.....	29
9 Eddie Murray.....	1995.....	27
10t Scott Blanton (R).....	1996.....	26
10t Brett Conway.....	2001.....	26
10t Shaun Suisham.....	2008.....	26

TOP TENS - SEASON

PUNTING AVERAGE

PLAYER.....	YEAR	AVG.....
1 Sammy Baugh.....	1940.....	51.4
2 Sammy Baugh.....	1941.....	48.7
3 Sammy Baugh.....	1942.....	48.2
4 Tress Way.....	2014.....	47.5
5 Sammy Baugh.....	1943.....	45.9
6 Sam Baker.....	1959.....	45.5
7 Sam Baker.....	1958.....	45.4
8t Matt Turk.....	1997.....	45.1
8t Matt Turk.....	1996.....	45.1
8t Sammy Baugh.....	1946.....	45.1

NET PUNTING AVERAGE

PLAYER.....	YEAR	AVG.....
1 Tress Way.....	2014.....	40.0
2t Matt Turk.....	1997.....	39.2
2t Matt Turk.....	1996.....	39.2
4t Sav Rocca.....	2011.....	39.0
4t Matt Turk.....	1998.....	39.0
6 Matt Turk.....	1995.....	37.7
7 Reggie Roby.....	1993.....	37.2
8 Sav Rocca.....	2012.....	37.2
9 Hunter Smith.....	2009.....	36.8
10t Derrick Frost.....	2006.....	36.7
10t Derrick Frost.....	2005.....	36.7

PUNTING YARDS

PLAYER.....	YEAR	YDS.....
1 Tom Tupa.....	2004.....	4,544
2 Matt Turk.....	1998.....	4,103
3 Mike Bragg.....	1978.....	4,056
4 Matt Turk.....	1997.....	3,788
5 Pat Richter.....	1964.....	3,749
6 Bryan Barker.....	2001.....	3,747
7 Tress Way.....	2014.....	3,659
8 Reggie Roby.....	1994.....	3,639
9 Sav Rocca.....	2013.....	3,526
10 Mike Bragg.....	1976.....	3,503

PUNTS

PLAYER.....	YEAR	PUNTS.....
1t Mike Bragg.....	1978.....	103
1t Tom Tupa.....	2004.....	103
3 Matt Turk.....	1998.....	93
4t Mike Bragg.....	1977.....	91
4t Pat Richter.....	1964.....	91
6t Bryan Barker.....	2001.....	90
6t Mike Bragg.....	1976.....	90
8 Mike Connell.....	1980.....	85
9t Bryan Barker.....	2003.....	84
9t Sav Rocca.....	2013.....	84
9t Matt Turk.....	1997.....	84

KICKOFF RETURN AVERAGE

PLAYER.....	YEAR.....	AVG.....	ATT.....	YDS.....	LG.....	TD
1 Mike Nelms.....	1981.....	29.7.....	37.....	1,099.....	84.....	0
2 Dick James.....	1961.....	29.4.....	21.....	617.....	48.....	0
3 Larry Jones (R).....	1974.....	29.2.....	23.....	672.....	102t.....	1
4 Herb Mul-Key.....	1973.....	28.1.....	36.....	1,011.....	97t.....	1
5 Joe Scudero.....	1955.....	28.0.....	25.....	699.....	94t.....	1
6 Dick James.....	1962.....	27.8.....	32.....	889.....	72.....	0
7 Dick James.....	1963.....	27.7.....	30.....	830.....	48.....	0
8 Eddie Saenz.....	1947.....	27.5.....	29.....	797.....	94t.....	2
9 Speedy Duncan.....	1971.....	26.8.....	27.....	724.....	48.....	0
10 Dale Atkeson (R).....	1954.....	26.0.....	24.....	623.....	99t.....	1

KICKOFF RETURN YARDS

PLAYER.....	YEAR	YARDS.....
1 Rock Cartwright.....	2006.....	1,541
2 Brian Mitchell.....	1994.....	1,478
3 Brian Mitchell.....	1995.....	1,408
4 Rock Cartwright.....	2007.....	1,339
5 Brian Mitchell.....	1998.....	1,337
6 Rock Cartwright.....	2008.....	1,307
7 Brian Mitchell.....	1996.....	1,258
8 Brandon Banks.....	2011.....	1,174
9 Brandon Banks (R).....	2010.....	1,155
10 Michael Bates.....	2001.....	1,150

PUNT RETURN AVERAGE

PLAYER.....	YEAR.....	ATT.....	YDS.....	AVG.....	LG.....	TD
1 Johnny Williams (R).....	1952.....	24.....	366.....	15.3.....	74t.....	2
2 Brian Mitchell.....	1994.....	32.....	452.....	14.1.....	78t.....	2
3 Eddie Brown.....	1976.....	48.....	646.....	13.5.....	71t.....	1
4 Brian Mitchell.....	1991.....	45.....	600.....	13.3.....	69t.....	2
5 Eddie Saenz.....	1947.....	24.....	308.....	12.8.....	30.....	0
6 Brian Mitchell.....	1995.....	25.....	315.....	12.6.....	59t.....	1
7 Eric Metcalf.....	2001.....	33.....	412.....	12.5.....	89t.....	1
8 Rickie Harris (R).....	1965.....	31.....	377.....	12.2.....	57t.....	1
9 Steve Bagarus (R).....	1945.....	21.....	251.....	12.0.....	28.....	0
10 Dan Sandifer (R).....	1948.....	20.....	236.....	11.8.....	35.....	0

PUNT RETURN YARDS

PLAYER.....	YEAR	YARDS.....
1 Eddie Brown.....	1976.....	646
2 Brian Mitchell.....	1991.....	600
3 Brian Mitchell.....	1998.....	506
4 Mike Nelms.....	1981.....	492
5 Mike Nelms.....	1980.....	487
6t Eddie Brown.....	1977.....	452
6t Brian Mitchell.....	1994.....	452
8 Tony Green (R).....	1978.....	443
9 Brian Mitchell.....	1997.....	442
10 Brandon Banks (R).....	2010.....	431

YEAR-BY-YEAR STAT COMPARISON

YEAR	SCORING			RUSHING			PASSING						
	OWN-OPP PTS-PTS	OWN-OPP PPG-PPG	OWN-OPP ATT-ATT	OWN-OPP YDS-YDS	OWN-OPP AVG-AVG	OWN-OPP TD-TD	OWN-OPP ATT-ATT	OWN-OPP COM-COM	OWN-OPP PCT-PCT	OWN-OPP YDS-YDS	OWN-OPP AVG-AVG	OWN-OPP TD-TD	OWN-OPP INT-INT
1932	55-79	5.5-7.9	304-304	1,249-1,249	4.1-4.1	4-4	92-92	17-17	18.5-18.5	213-213	2.3-2.3	1-1	15-15
1933	103-97	8.5-8.1	466-329	2,258-1,159	4.8-3.5	11-6	106-162	33-72	31.1-44.4	514-1,312	4.9-8.1	1-7	25-24
1934	107-94	8.9-7.8	415-418	1,668-1,715	4.0-4.1	10-5	138-159	35-45	25.4-28.3	459-682	3.3-4.3	4-4	22-18
1935	65-123	5.9-11.2	447-404	1,271-998	2.8-2.5	5-5	175-167	48-68	27.4-40.7	767-928	4.4-5.6	3-8	35-29
1936	149-110	12.4-9.2	435-434	1,454-1,148	3.3-2.6	8-3	214-198	77-62	36.0-31.3	1,102-954	5.2-4.8	5-7	23-22
1937	195-120	17.7-10.9	450-352	1,604-1,149	3.6-3.3	11-3	222-171	99-66	44.6-38.6	1,316-946	5.9-5.5	11-12	20-17
1938	148-154	13.5-4.0	388-427	1,424-1,231	3.7-2.9	10-8	248-195	114-69	46.0-35.4	1,536-943	6.2-4.8	9-9	28-19
1939	242-94	22.0-8.5	410-412	1,693-999	4.1-2.4	12-5	201-243	117-90	58.2-37.0	1,795-1,116	8.9-4.6	18-6	18-24
1940	245-142	22.3-12.9	400-362	1,402-1,075	3.5-3.0	15-5	244-287	144-125	59.0-43.6	1,887-1,782	7.7-6.2	18-11	22-18
1941	176-174	16.0-15.8	406-410	1,087-1,110	2.7-2.7	8-16	262-229	134-103	51.1-45.0	1,563-1,338	6.0-5.8	11-14	30-23
1942	227-102	20.6-9.3	413-367	1,521-848	3.7-2.3	8-5	257-216	137-81	53.3-37.5	1,600-1,093	6.2-5.1	16-5	17-19
1943	229-137	22.9-13.7	320-406	1,085-1,330	3.4-3.3	7-10	299-188	170-84	56.9-44.7	1,837-1,026	7.2-5.3	24-9	20-26
1944	169-180	16.9-18.0	342-409	904-1,492	2.6-3.6	6-15	299-188	170-84	56.9-44.7	2,021-1,166	6.8-6.2	17-9	17-19
1945	209-121	20.9-12.1	394-337	1,708-1,003	4.3-3.0	15-8	228-209	146-95	64.0-45.5	1,838-1,121	8.1-5.4	12-9	11-16
1946	171-191	15.5-17.4	438-407	1,492-1,103	3.4-2.7	10-16	221-216	112-101	50.7-46.8	1,613-1,342	7.3-6.2	10-10	22-24
1947	295-367	24.6-30.6	384-409	1,343-1,546	3.5-3.8	11-18	416-282	231-146	55.5-51.8	3,336-2,422	8.0-8.6	28-26	18-21
1948	291-287	24.3-23.9	434-482	1,603-1,958	3.7-4.1	11-17	360-289	202-135	56.1-46.7	2,861-1,953	8.0-6.8	24-20	26-24
1949	268-339	22.3-28.3	407-487	1,579-2,316	3.9-4.8	14-23	394-316	197-148	50.0-46.8	2,093-2,409	7.2-7.6	22-24	29-18
1950	232-326	19.3-27.2	410-462	1,773-1,944	4.3-4.2	10-17	314-328	154-145	49.0-44.2	2,816-2,409	6.7-6.9	18-19	25-19
1951	183-296	15.3-24.7	547-464	2,151-2,093	3.9-4.5	14-20	226-295	99-140	43.8-47.4	1,508-2,104	6.8-7.1	8-16	25-18
1952	240-287	20.0-23.9	467-428	1,655-1,817	3.5-4.2	10-19	286-275	147-121	51.4-44.0	2,127-1,817	7.4-6.6	20-12	21-18
1953	208-215	17.3-17.9	413-455	1,726-1,886	4.2-4.1	10-15	278-350	107-171	38.5-48.9	1,736-1,950	6.2-5.6	12-8	29-27
1954	207-432	17.3-36.0	427-400	1,626-1,888	3.8-4.7	9-20	257-387	116-127	45.1-56.1	1,813-3,060	7.1-7.9	15-33	32-18
1955	246-222	20.5-18.5	478-391	2,000-1,275	4.2-3.3	17-8	257-340	101-165	39.3-48.5	1,549-2,189	6.0-6.4	11-17	21-19
1956	183-225	15.3-18.6	501-446	1,743-1,570	3.5-3.5	5-15	215-240	104-220	48.4-50.0	1,335-1,739	6.2-7.2	11-11	18-18
1957	251-230	29.9-19.2	500-394	1,873-1,567	3.7-4.0	17-11	201-262	109-135	54.2-51.5	1,741-2,193	8.7-8.4	11-18	13-16
1958	214-268	17.8-22.3	480-396	1,977-1,734	4.1-4.4	11-13	251-300	121-153	48.2-51.0	1,989-2,782	7.9-9.3	14-21	17-16
1959	185-350	15.4-29.2	422-404	1,964-2,214	4.7-5.5	9-19	284-319	121-185	42.6-58.0	1,824-2,606	6.4-8.2	13-26	23-13
1960	178-309	14.8-25.7	415-362	1,313-1,502	3.2-4.1	9-9	274-321	147-169	53.6-52.6	1,816-2,768	6.6-8.8	9-24	23-15
1961	305-376	21.8-26.9	361-412	1,072-1,550	3.0-3.8	9-10	420-409	189-238	45.0-58.2	2,566-3,493	6.1-8.5	12-37	28-26
1962	279-398	19.9-28.4	344-469	1,289-1,863	3.7-4.0	15-12	430-417	204-230	52.1-60.0	3,532-3,860	8.3-9.4	27-35	27-28
1963	307-305	21.9-21.8	366-440	1,237-1,813	3.4-4.1	11-20	415-406	214-193	47.4-55.2	3,525-3,484	8.2-8.4	17-33	34-21
1964	257-301	18.4-21.5	354-486	1,037-1,753	2.9-3.6	7-16	427-318	220-161	51.6-47.5	3,071-2,600	7.4-6.4	25-16	16-34
1965	351-355	25.1-25.4	356-438	1,377-1,831	3.9-4.2	9-19	443-411	255-224	51.5-50.6	2,908-2,359	6.8-8.0	20-15	20-27
1966	347-353	24.8-25.2	345-431	1,247-1,852	3.2-4.4	13-19	408-359	301-261	57.6-54.5	3,230-3,237	7.3-7.9	28-21	20-23
1967	249-358	17.8-25.8	360-497	1,164-2,194	3.6-4.3	6-18	427-468	227-202	57.1-55.8	3,887-3,713	7.4-7.9	31-20	18-21
1968	307-319	21.9-22.8	377-511	1,532-2,299	4.1-4.5	11-26	444-369	275-192	61.9-52.0	3,106-2,316	7.0-6.3	22-11	16-16
1969	297-314	21.2-22.4	444-468	2,021-2,068	4.6-4.4	11-19	342-374	203-205	59.4-54.8	2,357-2,434	6.9-6.5	23-14	10-15
1970	276-190	19.7-13.6	477-408	1,757-1,396	3.7-3.4	8-7	334-411	182-191	54.5-46.5	2,391-2,448	7.2-6.0	13-11	15-29
1971	336-218	24.0-15.6	513-427	2,082-1,733	4.1-4.1	17-12	284-367	159-186	56.0-50.7	2,281-2,130	8.0-5.8	21-10	15-17
1972	325-198	23.2-14.1	459-480	1,439-1,603	3.1-3.3	9-8	372-406	209-203	56.2-50.0	2,560-2,531	6.9-6.2	20-13	14-26
1973	320-196	22.9-14.0	470-414	1,443-1,439	3.1-3.5	11-7	413-399	254-197	61.5-49.4	2,978-2,102	7.2-5.3	22-12	11-25
1974	325-276	23.2-19.7	444-525	1,752-2,047	3.9-3.9	9-11	448-389	229-217	51.1-55.8	3,092-2,712	6.9-7.0	28-17	29-18
1975	291-217	20.8-15.5	548-555	2,111-2,205	3.9-4.0	10-12	370-354	187-146	50.4-41.2	2,288-2,241	6.2-6.3	20-11	20-26
1976	196-189	14.0-13.5	502-537	1,752-2,039	3.5-3.8	4-8	383-380	183-167	47.8-43.9	2,284-2,430	6.0-6.4	15-12	16-21

YEAR-BY-YEAR STAT COMPARISON

YEAR	SCORING			RUSHING			PASSING			OWN-OPP TD-INT			
	OWN-OPP PPG-PFG	OWN-OPP PPG-PFG	OWN-OPP PPG-PFG	OWN-OPP ATT-ATT	OWN-OPP YDS-YDS	OWN-OPP AVG-AVG	OWN-OPP TD-TD	OWN-OPP COM-COM	OWN-OPP PCT-PCT		OWN-OPP YDS-YDS	OWN-OPP AVG-AVG	OWN-OPP TD-TD
1978	273-283	17.1-17.7	537-625	2,082-2,536	3.9-4.1	10-15	438-400	212-197	48.4-48.2	2,978-2,701	6.8-6.6	17-11	21-22
1979	348-295	21.8-18.4	609-541	2,328-2,154	3.8-4.0	17-21	401-470	235-234	58.6-49.8	2,839-3,339	7.1-7.1	20-18	15-26
1980	261-293	16.3-18.3	517-585	2,016-2,524	3.9-4.3	12-16	486-392	284-187	58.4-47.7	3,171-2,504	6.5-6.4	17-17	18-33
1981	347-349	21.7-21.8	532-532	2,157-2,161	4.1-4.1	19-17	525-452	307-214	58.5-47.3	3,743-3,310	7.1-7.3	19-21	22-24
1982	190-128	21.1-14.2	315-247	1,140-946	3.6-3.8	5-8	253-275	162-146	64.0-53.1	2,068-1,870	8.2-6.8	13-8	9-11
1983	541-332	33.8-20.8	629-349	2,625-1,289	4.2-3.7	30-9	463-570	278-301	60.0-52.8	3,765-4,377	8.1-7.7	29-28	11-34
1984	426-310	26.6-19.4	588-390	2,274-1,589	3.9-4.1	20-13	485-575	286-318	59.0-55.3	3,417-4,301	7.0-7.5	24-25	13-21
1985	297-312	18.6-19.5	571-424	2,523-1,734	4.4-4.1	20-11	512-465	280-239	54.7-51.4	3,243-3,124	6.3-6.7	13-19	21-23
1986	368-296	23.0-18.5	474-459	1,732-1,805	3.7-3.9	23-14	542-532	276-302	50.9-56.8	4,109-3,916	7.6-7.4	22-21	22-19
1987	379-285	25.3-19.0	500-441	2,102-1,679	4.2-3.8	18-10	478-527	247-276	51.7-52.4	3,718-3,767	7.8-7.1	27-19	18-23
1988	345-387	21.6-24.2	437-442	1,543-1,745	3.5-3.9	8-17	592-497	327-261	55.2-52.5	4,339-3,744	7.3-7.5	33-24	25-14
1989	386-308	24.1-19.3	514-384	1,904-1,344	3.7-3.5	14-9	581-530	337-277	58.0-52.3	4,476-3,875	7.7-7.3	24-25	17-27
1990	381-301	23.8-18.8	515-382	2,083-1,587	4.0-4.2	16-8	536-514	301-281	56.2-54.7	3,611-3,483	6.7-6.8	22-21	22-21
1991	485-224	30.3-14.0	540-348	2,049-1,345	3.8-3.8	21-11	447-548	261-292	58.4-53.3	3,771-3,292	8.4-6.0	30-13	11-27
1992	300-255	18.8-15.9	483-406	1,727-1,696	3.6-4.2	10-11	485-466	272-258	56.1-55.4	3,339-3,021	6.9-6.5	15-15	17-23
1993	230-345	14.4-21.6	396-513	1,728-2,112	4.4-4.1	11-14	533-483	287-291	53.8-60.2	2,764-3,584	5.2-7.4	11-24	21-17
1994	320-412	20.0-25.8	407-556	1,415-1,975	3.5-3.6	5-24	546-496	271-300	49.6-60.5	3,524-3,799	6.5-7.7	25-22	27-17
1995	326-359	20.4-22.4	469-483	1,956-2,132	4.2-4.4	15-18	521-546	265-338	50.9-61.9	3,496-3,403	6.7-6.2	16-20	20-16
1996	364-312	22.8-19.5	467-520	1,910-2,275	4.1-4.4	17-20	471-560	270-325	57.3-55.0	3,453-3,655	7.3-6.5	12-12	11-21
1997	327-289	20.4-18.1	454-508	1,615-2,212	3.6-4.4	12-15	547-513	283-267	51.7-52.0	3,581-3,098	6.5-6.0	22-14	22-16
1998	319-421	19.9-26.3	401-531	1,685-2,436	4.2-4.6	15-24	565-493	304-281	53.8-57.0	3,724-3,112	6.6-6.3	24-21	14-13
1999	443-377	27.7-23.6	464-439	2,039-1,973	4.4-4.5	23-16	537-589	324-328	60.3-55.7	4,112-3,953	7.7-6.7	26-23	14-24
2000	281-269	17.6-16.8	445-430	1,748-1,863	3.9-4.3	14-9	561-462	343-254	61.1-55.0	3,892-2,904	6.9-6.3	18-12	21-17
2001	256-303	16.0-18.9	490-484	1,948-1,869	4.0-3.9	10-10	432-473	235-262	54.4-55.4	2,716-3,116	6.3-6.6	13-19	13-23
2002	307-365	19.2-22.8	442-435	1,889-1,754	4.3-4.0	10-14	559-531	300-304	53.7-57.3	3,523-3,283	6.3-6.2	24-19	20-14
2003	287-372	17.9-23.3	421-504	1,653-2,217	3.9-4.4	8-20	527-483	283-285	53.7-59.0	3,273-3,354	6.2-6.9	21-23	16-17
2004	240-265	15.0-16.6	471-419	1,765-1,304	3.7-3.1	6-7	514-515	288-294	56.0-57.0	2,874-3,222	5.6-6.3	18-17	17-18
2005	359-293	22.4-18.3	525-411	2,183-1,686	4.2-4.1	15-15	481-535	278-291	57.8-54.4	3,346-3,318	7.0-6.2	25-15	11-16
2006	307-376	19.2-23.5	490-492	2,216-2,197	4.5-4.5	13-9	470-486	274-289	58.3-59.5	3,174-3,586	6.8-7.4	19-30	10-6
2007	334-310	20.9-23.5	498-391	1,871-1,460	3.8-3.7	15-10	525-602	319-351	60.8-58.3	3,622-3,622	6.9-6.0	18-20	11-14
2008	265-296	16.6-18.5	478-398	2,095-1,526	4.4-3.8	12-12	510-511	318-290	62.4-56.8	3,291-3,236	6.5-6.3	14-16	6-13
2009	266-336	16.6-21.0	391-449	1,510-1,799	3.9-4.0	8-10	533-511	340-314	63.8-61.4	3,797-3,557	7.1-7.0	21-19	16-11
2010	302-377	18.9-23.6	351-444	1,461-2,041	4.2-4.6	9-15	605-578	349-367	57.7-63.5	4,261-4,363	7.0-7.5	21-23	19-14
2011	288-367	18.0-22.9	400-438	1,614-1,884	4.0-4.3	8-15	591-509	346-308	58.5-60.5	4,058-3,804	6.9-7.5	19-22	24-13
2012	436-388	27.3-24.3	519-363	2,709-1,532	5.2-4.2	22-11	442-636	291-393	65.8-61.8	3,422-4,511	8.3-7.4	24-31	8-21
2013	334-478	20.9-29.9	453-443	2,164-1,769	4.8-4.0	14-23	611-514	355-337	58.1-65.6	4,057-4,134	6.6-8.0	20-29	19-16
2014	301-438	18.8-27.4	401-421	1,691-1,722	4.2-4.1	15-11	547-519	364-345	66.5-66.5	4,461-4,231	8.2-8.2	18-35	18-7

YEARLY LEADERS

RUSHING ATTEMPTS

Year	Player	Att.	Yds.	Avg.	TD
1932	Cliff Battles (R) •	148	576	3.9	3
1933	Jim Musick •	173	809	4.7	5
1934	Doug Wycoff	106	326	3.1	1
1935	Bill Shepherd (R)	89	285	3.2	1
1936	Cliff Battles	176	614	3.5	5
1937	Cliff Battles •	216	874	4.0	5
1938	Andy Farkas (R)	75	315	4.2	6
1939	Andy Farkas •	139	547	3.9	5
1940	Jimmy Johnston	87	256	2.9	3
1941	Frankie Filchock	115	383	3.3	1
1942	Andy Farkas	125	468	3.7	3
1943	Andy Farkas	110	327	3.0	5
1944	Bob Seymour	92	315	3.4	3
1945	Frank Akins •	147	797	5.4	6
1946	Jack Jenkins	64	200	3.1	1
1947	Jim Castiglia	104	426	4.1	5
1948	Jim Castiglia	97	330	3.4	0
1949	Harry Dowda (R)	65	239	3.7	2
1950	Rob Goode	136	560	4.1	5
1951	Rob Goode	208	951	4.6	9
1952	Harry Gilmer	100	365	3.7	0
1953	Choo-Choo Justice	115	616	5.4	2
1954	Rob Goode	108	462	4.3	0
1955	Leo Elter	97	361	3.7	3
1956	Leo Elter	145	544	3.8	2
1957	Don Bosseler (R)	167	673	4.0	7
1958	Don Bosseler	109	475	4.4	4
1959	Don Bosseler	119	644	5.4	3
1960	Don Bosseler	109	428	3.9	2
1961	Sam Horner	96	275	2.9	0
1962	Billy Barnes	159	492	3.1	3
1963	Dick James	105	384	3.7	4
1964	Charley Taylor (R)	199	755	3.8	5
1965	Charley Taylor	145	402	2.8	3
1966	A.D. Whitfield	93	472	5.1	2
1967	A.D. Whitfield	91	384	4.2	1
1968	Jerry Allen	123	399	3.2	4
1969	Larry Brown (R)	202	888	4.4	4
1970	Larry Brown	237	1125	4.7	5
1971	Larry Brown °	253	948	3.7	4
1972	Larry Brown	285	1216	4.3	8
1973	Larry Brown °	273	860	3.2	8
1974	Larry Brown	163	430	2.6	3
1975	Mike Thomas (R)	235	919	3.9	4
1976	Mike Thomas	254	1101	4.3	5
1977	Mike Thomas	228	806	3.5	3
1978	John Riggins	248	1014	4.1	5
1979	John Riggins	260	1153	4.4	9
1980	Wilbur Jackson	176	708	4.0	3
1981	Joe Washington	210	916	4.4	4
1982	John Riggins •	177	553	3.1	3
1983	John Riggins *	375	1347	3.6	24
1984	John Riggins	327	1239	3.8	14
1985	George Rogers	231	1093	4.7	7
1986	George Rogers	303	1203	4.0	18
1987	George Rogers	163	613	3.8	6
1988	Timmy Smith	155	470	3.0	3
1989	Gerald Riggs	201	834	4.1	4
1990	Earnest Byner •	297	1219	4.1	6
1991	Earnest Byner	274	1048	3.8	5
1992	Earnest Byner	262	998	3.8	6
1993	Reggie Brooks (R)	223	1063	4.8	3

1994	Ricky Ervins	185	650	3.5	3
1995	Brian Mitchell	46	301	6.5	1
1996	Terry Allen	347	1353	3.9	21
1997	Terry Allen	210	724	3.4	4
1998	Terry Allen	148	700	4.7	2
1999	Stephen Davis	290	1405	4.8	17
2000	Stephen Davis	332	1318	4.0	11
2001	Stephen Davis •	356	1432	4.0	5
2002	Stephen Davis	207	820	4.0	7
2003	Trung Canidate	142	600	4.2	1
2004	Clinton Portis	343	1315	3.8	5
2005	Clinton Portis	352	1516	4.3	11
2006	Ladell Betts	245	1154	4.7	4
2007	Clinton Portis •	325	1262	3.9	11
2008	Clinton Portis	342	1487	4.3	9
2009	Clinton Portis	124	494	4.0	1
2010	Ryan Torain	164	742	4.5	4
2011	Roy Helu (R)	151	640	4.2	2
2012	Alfred Morris (R)	335	1613	4.8	13
2013	Alfred Morris	276	1275	4.6	7
2014	Alfred Morris	265	1074	4.1	8

• NFL Leader ° NFC Leader * Team Record # NFL Record (R) Rookie

RUSHING YARDS

Year	Player	Yds.	Att.	Avg.	TD
1932	Cliff Battles (R) •	576	148	3.9	3
1933	Jim Musick •	809	173	4.7	5
1934	Cliff Battles	480	96	5.0	6
1935	Bill Shepherd (R)	285	89	3.2	1
1936	Cliff Battles	614	176	3.5	5
1937	Cliff Battles •	874	216	4.0	5
1938	Andy Farkas (R)	315	75	4.2	6
1939	Andy Farkas	547	139	3.9	5
1940	Dick Todd	408	76	5.4	4
1941	Frankie Filchock	383	115	3.3	1
1942	Andy Farkas	468	125	3.7	3
1943	Andy Farkas	327	110	3.0	5
1944	Bob Seymour	315	92	3.4	3
1945	Frank Akins	797	147	5.4	6
1946	Dick Todd	266	41	6.5	3
1947	Jim Castiglia	426	104	4.1	5
1948	Jim Castiglia	330	97	3.4	0
1949	Rob Goode (R)	261	61	4.3	2
1950	Rob Goode	560	136	4.1	5
1951	Rob Goode	951	208	4.6	9
1952	Leon Heath	388	90	4.3	2
1953	Choo-Choo Justice	616	115	5.4	2
1954	Billy Wells (R)	516	100	5.2	3
1955	Vic Janowicz	397	93	4.3	4
1956	Leo Elter	544	145	3.8	2
1957	Don Bosseler (R)	673	167	4.0	7
1958	Johnny Olszewski	505	98	5.2	2
1959	Don Bosseler	644	119	5.4	3
1960	Don Bosseler	428	109	3.9	2
1961	Dick James	374	71	5.3	3
1962	Billy Barnes	492	159	3.1	3
1963	Dick James	384	105	3.7	4
1964	Charley Taylor (R)	755	199	3.8	5
1965	Charley Taylor	402	145	2.8	3
1966	A.D. Whitfield	472	93	5.1	2
1967	A.D. Whitfield	384	91	4.2	1
1968	Jerry Allen	399	123	3.2	4
1969	Larry Brown (R)	888	202	4.4	4

YEARLY LEADERS

1970	Larry Brown •	1125	237	4.7	5
1971	Larry Brown	948	253	3.7	4
1972	Larry Brown	1216	285	4.3	8
1973	Larry Brown	860	273	3.2	8
1974	Larry Brown	430	163	2.6	3
1975	Mike Thomas (R)	919	235	3.9	4
1976	Mike Thomas	1101	254	4.3	5
1977	Mike Thomas	806	228	3.5	3
1978	John Riggins	1014	248	4.1	5
1979	John Riggins	1153	260	4.4	9
1980	Wilbur Jackson	708	176	4.0	3
1981	Joe Washington	916	210	4.4	4
1982	John Riggins	553	177	3.1	3
1983	John Riggins	1347	375	3.6	24
1984	John Riggins	1239	327	3.8	14
1985	George Rogers	1093	231	4.7	7
1986	George Rogers	1203	303	4.0	18
1987	George Rogers	613	163	3.8	6
1988	Kelvin Bryant	498	108	4.6	1
1989	Gerald Riggs	834	201	4.1	4
1990	Earnest Byner	1219	297	4.1	6
1991	Earnest Byner	1048	274	3.8	5
1992	Earnest Byner	998	262	3.8	6
1993	Reggie Brooks (R)	1063	223	4.8	3
1994	Ricky Ervins	650	185	3.5	3
1995	Terry Allen	1309	338	3.9	10
1996	Terry Allen	1353	347	3.9	21
1997	Terry Allen	724	210	3.4	4
1998	Terry Allen	700	148	4.7	2
1999	Stephen Davis	1405	290	4.8	17
2000	Stephen Davis	1318	332	4.0	11
2001	Stephen Davis	1432	356	4.0	5
2002	Stephen Davis	820	207	4.0	7
2003	Trung Canidate	600	142	4.2	1
2004	Clinton Portis	1315	343	3.8	5
2005	Clinton Portis	1516	352	4.3	11
2006	Ladell Betts	1154	245	4.7	4
2007	Clinton Portis	1262	325	3.9	11
2008	Clinton Portis	1487	342	4.3	9
2009	Clinton Portis	494	124	4.0	1
2010	Ryan Torain	742	164	4.5	4
2011	Roy Helu (R)	640	151	4.2	2
2012	Alfred Morris (R) *	1613	335	4.8	13
2013	Alfred Morris	1275	276	4.6	7
2014	Alfred Morris	1074	265	4.1	8

• NFL Leader ° NFC Leader * Team Record # NFL Record (R) Rookie



John Riggins

RUSHING TOUCHDOWNS

Year	Player	TD	Attempts	Yards	Avg.
1932	Cliff Battles (R)	3	148	576	3.9
1933	Jim Musick	5	173	809	4.7
1934	Cliff Battles	6	96	480	5.0
1935	Jim Musick	2	60	174	2.9
1936	Cliff Battles	5	176	614	3.5
1937	Cliff Battles •	5	216	874	4.0
1938	Andy Farkas (R) •	6	75	315	4.2
1939	Andy Farkas	5	139	547	3.9
1940	Bob Seymour (R)	4	57	170	3.0
	Dick Todd	4	76	408	5.4
1941	Andy Farkas	2	85	224	2.6
	Bob Seymour	2	62	137	2.2
1942	Andy Farkas	3	125	468	3.7
1943	Andy Farkas	5	110	327	3.0
1944	Bob Seymour	3	92	315	3.4
1945	Frank Akins	6	147	797	5.4
1946	Dick Todd	3	41	266	6.5
1947	Jim Castiglia	5	104	426	4.1
1948	Ed Quirk (R)	4	77	328	4.3
1949	Pete Stout (R)	4	62	245	4.0
1950	Rob Goode	5	136	560	4.1
1951	Rob Goode •	9	208	951	4.6
1952	Chuck Drazenovich	3	29	66	2.3
1953	Leon Heath	4	76	266	3.5
1954	Al Dorow (R)	3	34	117	3.4
	Billy Wells	3	100	516	5.2
1955	Vic Janowicz	4	93	397	4.3
	Eddie LeBaron	4	37	190	5.1
1956	Leo Elter	2	145	544	3.8
1957	Don Bosseler (R)	7	167	673	4.0
1958	Don Bosseler	4	109	475	4.4
1959	Don Bosseler	3	119	644	5.4
	Dick James	3	100	384	3.8
1960	Dick James	4	73	199	2.7
1961	Dick James	3	71	374	5.3
	Norm Snead (R)	3	34	47	1.4
1962	Billy Barnes	3	159	492	3.1
	Norm Snead	3	20	10	0.5
1963	Billy Barnes	5	93	374	4.0
1964	Charley Taylor (R)	5	199	755	3.8
1965	Charley Taylor	3	145	402	2.8
1966	Joe Don Looney	3	55	178	3.2
	Charley Taylor	3	87	262	3.0
1967	Ray McDonald (R)	4	52	223	4.3
1968	Jerry Allen	4	123	399	3.2
1969	Charlie Harraway	6	141	428	3.0
1970	Larry Brown	5	237	1125	4.7
	Charlie Harraway	5	146	577	4.0
1971	Larry Brown	4	253	948	3.7
1972	Larry Brown	8	285	1216	4.3
1973	Larry Brown	8	273	860	3.2
1974	Duane Thomas	5	95	347	3.7
1975	Mike Thomas (R)	4	235	919	3.9
1976	Mike Thomas	5	254	1101	4.3
1977	Mike Thomas	3	228	806	3.5
1978	John Riggins	5	248	1014	4.1
1979	John Riggins	9	260	1153	4.4
1980	Clarence Harmon	4	128	484	3.8
1981	John Riggins °	13	195	714	3.7
1982	John Riggins	3	177	553	3.1
1983	John Riggins • *	24	375	1347	3.6
1984	John Riggins •	14	327	1239	3.8

YEARLY LEADERS

1985	John Riggins	8	176	677	3.8
1986	George Rogers •	18	303	1203	4.0
1987	George Rogers	6	163	613	3.8
1988	Timmy Smith	3	155	470	3.0
1989	Earnest Byner	7	134	580	4.3
1990	Earnest Byner	6	297	1219	4.1
	Gerald Riggs	6	123	475	3.9
1991	Gerald Riggs	11	78	248	3.2
1992	Earnest Byner	6	262	998	3.8
1993	Reggie Brooks (R)	3	223	1063	4.8
	Brian Mitchell	3	63	246	3.9
	Mark Rypien	3	9	4	0.4
1994	Ricky Ervins	3	185	650	3.5
1995	Terry Allen	10	338	1309	3.9
1996	Terry Allen •	21	347	1353	3.9
1997	Terry Allen	4	210	724	3.4
1998	Skip Hicks (R)	8	122	433	3.5
1999	Stephen Davis •	17	290	1405	4.8
2000	Stephen Davis	11	332	1318	4.0
2001	Stephen Davis	5	356	1432	4.0
2002	Stephen Davis	7	207	820	4.0
2003	Rock Cartwright	4	107	411	3.8
2004	Clinton Portis	5	343	1315	3.8
2005	Clinton Portis	11	352	1516	4.3
2006	Clinton Portis	7	127	523	4.1
2007	Clinton Portis	11	325	1262	3.9
2008	Clinton Portis	9	342	1487	4.3
2009	Quinton Ganther	3	62	201	3.2
2010	Ryan Torain	4	164	742	4.5
2011	John Beck	2	10	43	4.3
	Roy Helu (R)	2	151	640	4.2
2012	Alfred Morris (R)	13	335	1613	4.8
2013	Alfred Morris	7	276	1275	4.6
2014	Alfred Morris	8	265	1074	4.1

• NFL Leader ° NFC Leader * Team Record # NFL Record (R) Rookie



Doug Williams

PASS ATTEMPTS

Year	Player	Att	Cmp	Yds	Pct	TD	Lg	Int	Y/A	Rating
1932	Honolulu Hughes (R)	57	11	134	19.3	1	-	9	2.35	5.8
1933	Jim Musick	36	11	151	30.6	0	-	14	4.19	5.4
1934	Steve Hokuf	51	13	203	25.5	3	-	10	3.98	23.7
1935	Bill Shepherd (R)	55	21	318	38.2	1	-	14	5.78	24.5
1936	Cliff Battles	52	18	242	34.6	1	-	6	4.65	17.1
1937	Sammy Baugh (R) •	171	81	1127	47.4	8	-	14	6.59	50.5
1938	Sammy Baugh	128	63	853	49.2	5	-	11	6.66	48.1
1939	Sammy Baugh	96	53	518	55.2	6	-	9	5.40	52.3
1940	Sammy Baugh	177	111	1367	62.7	12	-	10	7.72	85.6
1941	Sammy Baugh	193	106	1236	54.9	10	55	19	6.40	52.2
1942	Sammy Baugh	225	132	1524	58.7	16	53	11	6.77	82.5
1943	Sammy Baugh •	239	133	1754	55.6	23	72	19	7.34	78.0
1944	Frankie Filchok	147	84	1139	57.1	13	61t	9	7.75	86.0
1945	Sammy Baugh	182	128	1669	70.3	11	70t	4	9.17	109.9
1946	Sammy Baugh	161	87	1163	54.0	8	51t	17	7.22	54.2
1947	Sammy Baugh •	354	210	2938	59.3	25	74t	15	8.30	92.0
1948	Sammy Baugh •	315	185	2599	58.7	22	86t	23	8.25	78.3
1949	Sammy Baugh	255	145	1903	56.9	18	76t	14	7.46	81.2
1950	Sammy Baugh	166	90	1130	54.2	10	56	11	6.81	68.1
1951	Sammy Baugh	154	67	1104	43.5	7	53t	17	7.17	43.8
1952	Eddie LeBaron (R)	194	96	1420	49.5	14	70t	15	7.32	65.7
1953	Eddie LeBaron	149	62	874	41.6	3	66	17	5.87	28.3
1954	Al Dorow (R)	138	70	997	50.7	8	80t	17	7.22	54.2
1955	Eddie LeBaron	178	79	1270	44.4	9	70	15	7.13	50.5
1956	Al Dorow	112	55	730	49.1	8	51t	8	6.52	64.2
1957	Eddie LeBaron	167	99	1508	59.3	11	82t	10	9.03	86.1
1958	Eddie LeBaron	145	79	1365	54.5	11	71t	10	9.41	83.3
1959	Eddie LeBaron	173	77	1077	44.5	8	49	11	6.23	54.0
1960	Ralph Guglielmi	223	125	1547	56.1	9	50	19	6.94	55.7
1961	Norm Snead (R)	375	172	2337	45.9	11	80t	22	6.23	51.6
1962	Norm Snead	354	184	2926	52.0	22	85t	22	8.27	74.7
1963	Norm Snead	363	175	3043	48.2	13	77	27	8.38	58.1
1964	Sonny Jurgensen	385	207	2934	53.8	24	80t	13	7.62	85.4
1965	Sonny Jurgensen	356	190	2367	53.4	15	55t	16	6.65	69.6
1966	Sonny Jurgensen •	436	254	3209	58.3	28	86t	19	7.36	84.5
1967	Sonny Jurgensen •	508	288	3747	56.7	31	86t	16	7.38	87.3
1968	Sonny Jurgensen	292	167	1980	57.2	17	99t	11	6.78	81.7
1969	Sonny Jurgensen •	442	274	3102	62.0	22	88t	15	7.02	85.4
1970	Sonny Jurgensen	337	202	2354	59.9	23	66t	10	6.99	91.5
1971	Billy Kilmer	306	166	2221	54.2	13	71t	13	7.26	74.0
1972	Billy Kilmer	225	120	1648	53.3	19	89t	11	7.32	84.8
1973	Billy Kilmer	227	122	1656	53.7	14	64t	9	7.30	81.3
1974	Billy Kilmer	234	137	1632	58.5	10	51	6	6.97	83.5
1975	Billy Kilmer	346	178	2440	51.4	23	96t	16	7.05	77.2
1976	Billy Kilmer	206	108	1252	52.4	12	53t	10	6.08	70.3
1977	Billy Kilmer	201	99	1187	49.3	8	59t	7	5.91	66.5
1978	Joe Theismann	390	187	2593	47.9	13	63	18	6.65	61.6
1979	Joe Theismann	395	233	2797	59.0	20	62	13	7.08	83.9
1980	Joe Theismann	454	262	2962	57.7	17	54t	16	6.52	75.2
1981	Joe Theismann	496	293	3568	59.1	19	79t	20	7.19	77.3
1982	Joe Theismann	252	161	2033	63.9	13	78t	9	8.07	91.3
1983	Joe Theismann	459	276	3714	60.1	29	84	11	8.09	97.0
1984	Joe Theismann	477	283	3391	59.3	24	80t	13	7.11	86.6
1985	Joe Theismann	301	167	1774	55.5	8	55	16	5.89	59.6
1986	Jay Schroeder ° *	541	276	4109	51.0	22	71t	22	7.60	72.9
1987	Jay Schroeder	267	129	1878	48.3	12	84t	10	7.03	71.0
1988	Doug Williams	380	213	2609	56.1	15	58	12	6.87	77.4
1989	Mark Rypien	476	280	3768	58.8	22	80t	13	7.92	88.1
1990	Mark Rypien	304	166	2070	54.6	16	53t	11	6.81	78.4
1991	Mark Rypien	421	249	3564	59.1	28	82t	11	8.47	97.9
1992	Mark Rypien °	479	269	3282	56.2	13	62t	17	6.85	71.7
1993	Mark Rypien	319	166	1514	52.0	4	43	10	4.75	56.3
1994	Heath Shuler (R)	265	120	1658	45.3	10	81t	12	6.26	59.6
1995	Gus Frerotte	396	199	2751	50.3	13	73t	13	6.95	70.2
1996	Gus Frerotte	470	270	3453	57.4	12	52t	11	7.35	79.3

YEARLY LEADERS

1997	Gus Frerotte	402	204	2682	50.7	17	52	12	6.67	73.8
1998	Trent Green	509	278	3441	54.6	23	75t	11	6.76	81.8
1999	Brad Johnson	519	316	4005	60.9	24	65t	13	7.72	90.0
2000	Brad Johnson	365	228	2505	62.5	11	77t	15	6.86	75.7
2001	Tony Banks	370	198	2386	53.5	10	85t	10	6.45	71.3
2002	Shane Matthews	237	124	1251	52.3	11	43t	6	5.28	72.6
2003	Patrick Ramsey	337	179	2166	53.1	14	64	9	6.43	75.8
2004	Patrick Ramsey	272	169	1665	62.1	10	51	11	6.12	74.8
2005	Mark Brunell	454	262	3050	57.7	23	78t	10	6.72	85.9
2006	Mark Brunell	260	162	1789	62.3	8	74	4	6.88	86.5
2007	Jason Campbell	417	250	2700	60.0	12	54	11	6.47	77.6
2008	Jason Campbell	506	315	3245	62.3	13	67t	6	6.41	84.3
2009	Jason Campbell	507	327	3618	64.5	20	84	15	7.14	86.4
2010	Donovan McNabb	472	275	3377	58.3	14	76	15	7.15	77.1
2011	Rex Grossman	458	265	3151	57.9	16	51	20	6.88	72.4
2012	Robert Griffin III (R)	393	258	3200	65.6	20	88t	5	8.14	102.4
2013	Robert Griffin III	456	274	3203	60.1	16	62t	12	7.02	82.2
2014	Robert Griffin III	214	147	1694	68.7	4	69t	6	7.92	86.9

• NFL Leader ° NFC Leader * Team Record # NFL Record (R) Rookie

PASSING YARDS

Year	Player	Yds	Att	Cmp	Pct	TD	Lg	Int	Y/A	Rating
1932	Honolulu Hughes (R)	134	57	11	19.3	1	-	9	2.35	5.8
1933	Jim Musick	151	36	11	30.6	0	-	14	4.19	5.4
1934	Steve Hokuf	203	51	13	25.5	3	-	10	3.98	23.7
1935	Bill Shepherd (R)	318	55	21	38.2	1	-	14	5.78	24.5
1936	Eddie Britt (R)	294	44	18	40.9	3	-	5	6.68	47.2
1937	Sammy Baugh (R) •	1127	171	81	47.4	8	-	14	6.59	50.5
1938	Sammy Baugh	853	128	63	49.2	5	-	11	6.66	48.1
1939	Frankie Filchock	1094	89	55	61.8	11	99t	7	12.29	111.6
1940	Sammy Baugh •	1367	177	111	62.7	12	-	10	7.72	85.6
1941	Sammy Baugh	1236	193	106	54.9	10	55	19	6.40	52.2
1942	Sammy Baugh	1524	225	132	58.7	16	53	11	6.77	82.5
1943	Sammy Baugh	1754	239	133	55.6	23	72	19	7.34	78.0
1944	Frankie Filchock	1139	147	84	57.1	13	61t	9	7.75	86.0
1945	Sammy Baugh	1669	182	128	70.3	11	70t	4	9.17	109.9
1946	Sammy Baugh	1163	161	87	54.0	8	51t	17	7.22	54.2
1947	Sammy Baugh •	2938	354	210	59.3	25	74t	15	8.30	92.0
1948	Sammy Baugh •	2599	315	185	58.7	22	86t	23	8.25	78.3
1949	Sammy Baugh	1903	255	145	56.9	18	76t	14	7.46	81.2
1950	Sammy Baugh	1130	166	90	54.2	10	56	11	6.81	68.1
1951	Sammy Baugh	1104	154	67	43.5	7	53t	17	7.17	43.8
1952	Eddie LeBaron (R)	1420	194	96	49.5	14	70t	15	7.32	65.7
1953	Eddie LeBaron	874	149	62	41.6	3	66	17	5.87	28.3
1954	Al Dorow (R)	997	138	70	50.7	8	80t	17	7.22	54.2
1955	Eddie LeBaron	1270	178	79	44.4	9	70	15	7.13	50.5
1956	Al Dorow	730	112	55	49.1	8	51t	8	6.52	64.2
1957	Eddie LeBaron	1508	167	99	59.3	11	82t	10	9.03	86.1
1958	Eddie LeBaron	1365	145	79	54.5	11	71t	10	9.41	83.3
1959	Eddie LeBaron	1077	173	77	44.5	8	49	11	6.23	54.0
1960	Ralph Guglielmi	1547	223	125	56.1	9	50	19	6.94	55.7
1961	Norm Snead (R)	2337	375	172	45.9	11	80t	22	6.23	51.6
1962	Norm Snead	2926	354	184	52.0	22	85t	22	8.27	74.7
1963	Norm Snead	3043	363	175	48.2	13	77	27	8.38	58.1
1964	Sonny Jurgensen	2934	385	207	53.8	24	80t	13	7.62	85.4
1965	Sonny Jurgensen	2367	356	190	53.4	15	55t	16	6.65	69.6
1966	Sonny Jurgensen •	3209	436	254	58.3	28	86t	19	7.36	84.5
1967	Sonny Jurgensen •	3747	508	288	56.7	31	86t	16	7.38	87.3
1968	Sonny Jurgensen	1980	292	167	57.2	17	99t	11	6.78	81.7
1969	Sonny Jurgensen •	3102	442	274	62.0	22	88t	15	7.02	85.4
1970	Sonny Jurgensen	2254	337	202	59.9	23	66t	10	6.99	91.5
1971	Billy Kilmer	2321	306	166	54.2	13	71t	13	7.26	74.0
1972	Billy Kilmer	1648	225	120	53.3	19	89t	11	7.32	84.8
1973	Billy Kilmer	1656	227	122	53.7	14	64t	9	7.30	81.3
1974	Billy Kilmer	1632	234	137	58.5	10	51	6	6.97	83.5
1975	Billy Kilmer	2440	346	178	51.4	23	96t	16	7.05	77.2

1976	Billy Kilmer	1252	206	108	52.4	12	53t	10	6.08	70.3
1977	Billy Kilmer	1187	201	99	49.3	8	59t	7	5.91	66.5
1978	Joe Theismann	2593	390	187	47.9	13	63	18	6.65	61.6
1979	Joe Theismann	2797	395	233	59.0	20	62	13	7.08	83.9
1980	Joe Theismann	2962	454	262	57.7	17	54t	16	6.52	75.2
1981	Joe Theismann	3568	496	293	59.1	19	79t	20	7.19	77.3
1982	Joe Theismann	2033	252	161	63.9	13	78t	9	8.07	91.3
1983	Joe Theismann	3714	459	276	60.1	29	84	11	8.09	97.0
1984	Joe Theismann	3391	477	283	59.3	24	80t	13	7.11	86.6
1985	Joe Theismann	1774	301	167	55.5	8	55	16	5.89	59.6
1986	Jay Schroeder ° *	4109	541	276	51.0	22	71t	22	7.60	72.9
1987	Jay Schroeder	1878	267	129	48.3	12	84t	10	7.03	71.0
1988	Doug Williams	2609	380	213	56.1	15	58	12	6.87	77.4
1989	Mark Rypien	3768	476	280	58.8	22	80t	13	7.92	88.1
1990	Mark Rypien	2070	304	166	54.6	16	53t	11	6.81	78.4
1991	Mark Rypien °	3564	421	249	59.1	28	82t	11	8.47	97.9
1992	Mark Rypien	3282	479	269	56.2	13	62t	17	6.85	71.7
1993	Mark Rypien	1514	319	166	52.0	4	43	10	4.75	56.3
1994	Heath Shuler (R)	1658	265	120	45.3	10	81t	12	6.26	59.6
1995	Gus Frerotte	2751	396	199	50.3	13	73t	13	6.95	70.2
1996	Gus Frerotte	3453	470	270	57.4	12	52t	11	7.35	79.3
1997	Gus Frerotte	2682	402	204	50.7	17	52	12	6.67	73.8
1998	Trent Green	3441	509	278	54.6	23	75t	11	6.76	81.8
1999	Brad Johnson	4005	519	316	60.9	24	65t	13	7.72	90.0
2000	Brad Johnson	2505	365	228	62.5	11	77t	15	6.86	75.7
2001	Tony Banks	2386	370	198	53.5	10	85t	10	6.45	71.3
2002	Patrick Ramsey (R)	1539	227	117	51.5	9	62t	8	6.78	71.8
2003	Patrick Ramsey	2166	337	179	53.1	14	64	9	6.43	75.8
2004	Patrick Ramsey	1665	272	169	62.1	10	51	11	6.12	74.8
2005	Mark Brunell	3050	454	262	57.7	23	78t	10	6.72	85.9
2006	Mark Brunell	1789	260	162	62.3	8	74	4	6.88	86.5
2007	Jason Campbell	2700	417	250	60.0	12	54	11	6.47	77.6
2008	Jason Campbell	3245	506	315	62.3	13	67t	6	6.41	84.3
2009	Jason Campbell	3618	507	327	64.5	20	84	15	7.14	86.4
2010	Donovan McNabb	3377	472	275	58.3	14	76	15	7.15	77.1
2011	Rex Grossman	3151	458	265	57.9	16	51	20	6.88	72.4
2012	Robert Griffin III (R)	3200	393	258	65.6	20	88t	5	8.14	102.4
2013	Robert Griffin III	3203	456	274	60.1	16	62t	12	7.02	82.2
2014	Kirk Cousins	1710	204	126	61.8	10	81t	9	8.38	86.4

• NFL Leader ° NFC Leader * Team Record # NFL Record (R) Rookie

PASSING TOUCHDOWNS

Year	Player	TD	Att	Cmp	Yds	Pct	Lg	Int	Y/A	Rating
1932	Honolulu Hughes (R)	1	57	11	19.3	134	2.35	9	-	5.8
1933	Ed Westfall	1	4	1	25.0	33	8.25	1	33t	61.5
1934	Steve Hokuf	3	51	13	25.5	203	3.98	10	-	23.7
1935	Doug Nott (R)	1	24	7	29.2	134	5.58	3	-	24.7
	Pug Rentner	1	50	9	18.0	148	2.96	15	-	6.7
	Bill Shepherd (R)	1	55	21	38.2	318	5.78	14	-	24.5
1936	Eddie Britt (R)	3	44	18	40.9	294	6.68	5	-	47.2
1937	Sammy Baugh (R)	8	171	81	47.4	1127	6.59	14	-	50.5
1938	Sammy Baugh	5	128	63	49.2	853	6.66	11	-	48.1
1939	Frankie Filchock •	11	89	55	61.8	1094	12.29	7	99t	111.6
1940	Sammy Baugh •	12	177	111	62.7	1367	7.72	10	-	85.6
1941	Sammy Baugh	10	193	106	54.9	1236	6.40	19	55	52.2
1942	Sammy Baugh	16	225	132	58.7	1524	6.77	11	53	82.5
1943	Sammy Baugh	23	239	133	55.6	1754	7.34	19	72	78.0
1944	Frankie Filchock •	13	147	84	57.1	1139	7.75	9	61t	86.0
1945	Sammy Baugh	11	182	128	70.3	1669	9.17	4	70t	109.9
1946	Sammy Baugh	8	161	87	54.0	1163	7.22	17	51t	54.2
1947	Sammy Baugh •	25	354	210	59.3	2938	8.30	15	74t	92.0
1948	Sammy Baugh	22	315	185	58.7	2599	8.25	23	86t	78.3
1949	Sammy Baugh	18	255	145	56.9	1903	7.46	14	76t	81.2
1950	Sammy Baugh	10	166	90	54.2	1130	6.81	11	56	68.1
1951	Sammy Baugh	7	154	67	43.5	1104	7.17	17	53t	43.8
1952	Eddie LeBaron (R)	14	194	96	49.5	1420	7.32	15	70t	65.7

YEARLY LEADERS

1953	Jack Scarbath (R)	9	129	45	34.9	862	6.68	12	71t	43.5
1954	Al Dorow (R)	8	138	70	50.7	997	7.22	17	80t	54.2
1955	Eddie LeBaron	9	178	79	44.4	1270	7.13	15	70	50.5
1956	Al Dorow	8	112	55	49.1	730	6.52	8	51t	64.2
1957	Eddie LeBaron	11	167	99	59.3	1508	9.03	10	82t	86.1
1958	Eddie LeBaron	11	145	79	54.5	1365	9.41	10	71t	83.3
1959	Eddie LeBaron	8	173	77	44.5	1077	6.23	11	49	54.0
1960	Ralph Guglielmi	9	223	125	56.1	1547	6.94	19	50	55.7
1961	Norm Snead (R)	11	375	172	45.9	2337	6.23	22	80t	51.6
1962	Norm Snead	22	354	184	52.0	2926	8.27	22	85t	74.7
1963	Norm Snead	13	363	175	48.2	3043	8.38	27	77	58.1
1964	Sonny Jurgensen	24	385	207	53.8	2934	7.62	13	80t	85.4
1965	Sonny Jurgensen	15	356	190	53.4	2367	6.65	16	55t	69.6
1966	Sonny Jurgensen	28	436	254	58.3	3209	7.36	19	86t	84.5
1967	Sonny Jurgensen *	31	508	288	56.7	3747	7.38	16	86t	87.3
1968	Sonny Jurgensen	17	292	167	57.2	1980	6.78	11	99t	81.7
1969	Sonny Jurgensen	22	442	274	62.0	3102	7.02	15	88t	85.4
1970	Sonny Jurgensen	23	337	202	59.9	2354	6.99	10	66t	91.5
1971	Billy Kilmer	13	306	166	54.2	2221	7.26	13	71t	74.0
1972	Billy Kilmer •	19	225	120	53.3	1648	7.32	11	89t	84.8
1973	Billy Kilmer	14	227	122	53.7	1656	7.30	9	64t	81.3
1974	Sonny Jurgensen	11	167	107	64.1	1185	7.10	5	44	94.5
1975	Billy Kilmer	23	346	178	51.4	2440	7.05	16	96t	77.2
1976	Billy Kilmer	12	206	108	52.4	1252	6.08	10	53t	70.3
1977	Billy Kilmer	8	201	99	49.3	1187	5.91	7	59t	66.5
1978	Joe Theismann	13	390	187	47.9	2593	6.65	18	63	61.6
1979	Joe Theismann	20	395	233	59.0	2797	7.08	13	62	83.9
1980	Joe Theismann	17	454	262	57.7	2962	6.52	16	54t	75.2
1981	Joe Theismann	19	496	293	59.1	3568	7.19	20	79t	77.3
1982	Joe Theismann	13	252	161	63.9	2033	8.07	9	78t	91.3
1983	Joe Theismann	29	459	276	60.1	3714	8.09	11	84	97.0
1984	Joe Theismann	24	477	283	59.3	3391	7.11	13	80t	86.6
1985	Joe Theismann	8	301	167	55.5	1774	5.89	16	55	59.6
1986	Jay Schroeder	22	541	276	51.0	4109	7.60	22	71t	72.9
1987	Jay Schroeder	12	267	129	48.3	1878	7.03	10	84t	71.0
1988	Mark Rypien (R)	18	208	114	54.8	1730	8.32	13	60t	85.2
1989	Mark Rypien	22	476	280	58.8	3768	7.92	13	80t	88.1
1990	Mark Rypien	16	304	166	54.6	2070	6.81	11	53t	78.4
1991	Mark Rypien °	28	421	249	59.1	3564	8.47	11	82t	97.9
1992	Mark Rypien	13	479	269	56.2	3282	6.85	17	62t	71.7
1993	Cary Conklin	4	87	46	52.9	496	5.70	3	34t	70.9
	Mark Rypien	4	319	166	52.0	1514	4.75	10	43	56.3
1994	John Friesz	10	180	105	58.3	1266	7.03	9	73t	77.7
	Heath Shuler (R)	10	265	120	45.3	1658	6.26	12	81t	59.6
1995	Gus Frerotte	13	396	199	50.3	2751	6.95	13	73t	70.2
1996	Gus Frerotte	12	470	270	57.4	3453	7.35	11	52t	79.3
1997	Gus Frerotte	17	402	204	50.7	2682	6.67	12	52	73.8
1998	Trent Green	23	509	278	54.6	3441	6.76	11	75t	81.8
1999	Brad Johnson	24	519	316	60.9	4005	7.72	13	65t	90.0
2000	Brad Johnson	11	365	228	62.5	2505	6.86	15	77t	75.7
2001	Tony Banks	10	370	198	53.5	2386	6.45	10	85t	71.3
2002	Shane Matthews	11	237	124	52.3	1251	5.28	6	43t	72.6
2003	Patrick Ramsey	14	337	179	53.1	2166	6.43	9	64	75.8
2004	Patrick Ramsey	10	272	169	62.1	1665	6.12	11	51	74.8
2005	Mark Brunell	23	454	262	57.7	3050	6.72	10	78t	85.9
2006	Jason Campbell	10	207	110	53.1	1297	6.27	6	66t	76.5
2007	Jason Campbell	12	417	250	60.0	2700	6.47	11	54	77.6
2008	Jason Campbell	13	506	315	62.3	3245	6.41	6	67t	84.3
2009	Jason Campbell	20	507	327	64.5	3618	7.14	15	84	86.4
2010	Donovan McNabb	14	472	275	58.3	3377	7.15	15	76	77.1
2011	Rex Grossman	16	458	265	57.9	3151	6.88	20	51	72.4
2012	Robert Griffin III (R)	20	393	258	65.6	3200	8.14	5	88t	102.4
2013	Robert Griffin III	16	456	274	60.1	3203	7.02	12	62t	82.2
2014	Kirk Cousins	10	204	126	61.8	1710	8.38	9	81t	86.4

• NFL Leader ° NFC Leader * Team Record # NFL Record (R) Rookie

RECEPTIONS

Year	Player	Catches	Yards	Avg	TD
1932	Cliff Battles (B) (R)	4	60	15.0	1
1933	Cliff Battles (B)	11	185	16.8	0
1934	Chuck Malone (R)	11	131	11.9	2
1935	Chuck Malone	22	433	19.7	2
1936	Wayne Millner (R)	18	211	11.7	0
1937	Chuck Malone	28	419	15.0	4
1938	Chuck Malone	24	257	10.7	1
1939	Wayne Millner	19	294	15.5	4
	Dick Todd (B) (R)	19	230	12.1	3
1940	Jimmy Johnston (B)	29	350	12.1	3
1941	Wayne Millner	20	262	13.1	0
1942	Dick Todd (B)	23	328	14.3	4
1943	Joe Aguirre	37	420	11.4	7
1944	Joe Aguirre	34	410	12.1	4
1945	Steve Bagarus (R)	34	617	18.1	5
1946	Steve Bagarus	31	438	14.1	3
1947	Bob Nussbaumer	47	597	12.7	4
1948	Dick Todd (B)	37	550	14.9	6
1949	Hugh Taylor	45	781	17.4	9
1950	Hugh Taylor	39	833	21.4	9
1951	Hugh Taylor	29	444	15.3	3
1952	Hugh Taylor	41	961	23.4	12
1953	Hugh Taylor	35	703	20.1	8
1954	Hugh Taylor	37	659	17.8	8
1955	Johnny Carson	23	443	19.3	3
1956	Johnny Carson	39	504	12.9	3
1957	Johnny Carson	34	583	17.1	3
1958	Joe Walton	32	532	16.6	5
1959	Bill Anderson	35	734	21.0	6
1960	Bill Anderson	38	488	12.8	3
1961	Fred Dugan	53	817	15.4	4
1962	Bobby Mitchell	72	1384	19.2	11
1963	Bobby Mitchell	69	1436	20.8	7
1964	Bobby Mitchell	60	904	15.1	10
1965	Bobby Mitchell	60	867	14.5	6
1966	Charley Taylor	72	1119	15.5	12
1967	Charley Taylor	70	990	14.1	9
1968	Charley Taylor	48	650	13.5	5
1969	Charley Taylor	71	883	12.4	8
1970	Jerry Smith (TE)	43	575	13.4	9
1971	Roy Jefferson	47	701	14.9	4
1972	Charley Taylor	49	673	13.7	7
1973	Charley Taylor	59	801	13.6	7
1974	Charley Taylor	54	738	13.7	5
1975	Charley Taylor	53	744	14.0	6
1976	Frank Grant	50	818	16.4	5
1977	Jean Fugett (TE)	36	631	17.5	5
1978	Danny Buggs	36	575	16.0	2
1979	Danny Buggs	46	631	13.7	1
1980	Art Monk (R)	58	797	13.7	3
1981	Joe Washington (RB)	70	558	8.0	3
1982	Art Monk	35	447	12.8	1
1983	Charlie Brown	78	1225	15.7	8
1984	Art Monk •	106	1372	12.9	7
1985	Art Monk	91	1226	13.5	2
1986	Gary Clark	74	1265	17.1	7
1987	Gary Clark	56	1066	19.0	7
1988	Ricky Sanders	73	1148	15.7	12
1989	Art Monk	86	1186	13.8	8
1990	Gary Clark	75	1112	14.8	8
1991	Art Monk	71	1049	14.8	8
1992	Gary Clark	64	912	14.3	5

YEARLY LEADERS

1993	Ricky Sanders	58	638	11.0	4
1994	Henry Ellard	74	1397	18.9	6
1995	Henry Ellard	56	1005	17.9	5
1996	Henry Ellard	52	1014	19.5	2
1997	Jamie Asher (TE)	49	474	9.7	1
1998	Brian Mitchell (RB)	44	306	7.0	0
	Michael Westbrook	44	736	16.7	3
1999	Larry Centers (FB)	69	544	7.9	6
2000	Larry Centers (FB)	81	600	7.4	3
2001	Michael Westbrook	57	664	11.6	4
2002	Rod Gardner	71	1006	14.2	8
2003	Laveranues Coles	82	1204	14.7	6
2004	Laveranues Coles	90	950	10.6	1
2005	Santana Moss	84	1483	17.7	9
2006	Chris Cooley (TE)	57	734	12.9	6
2007	Chris Cooley (TE)	66	786	11.9	8
2008	Chris Cooley (TE)	83	849	10.2	1
2009	Santana Moss	70	902	12.9	3
2010	Santana Moss	93	1115	12.0	6
2011	Jabar Gaffney	68	947	13.9	5
2012	Joshua Morgan	48	510	10.6	2
2013	Pierre Garçon *	113	1346	11.9	5
2014	Pierre Garçon	68	752	11.1	3

• NFL Leader ° NFC Leader * Team Record # NFL Record (R) Rookie

RECEIVING YARDS

Year	Player	Yards	Rec	Avg	TD
1932	Cliff Battles (R)	60	4	15.0	1
1933	Cliff Battles	185	11	16.8	0
1934	Chuck Malone (R)	131	11	11.9	2
1935	Chuck Malone	433	22	19.7	2
1936	Wayne Millner (R)	211	18	11.7	0
1937	Chuck Malone	419	28	15.0	4
1938	Chuck Malone	257	24	10.7	1
1939	Andy Farkas	437	16	27.3	5
1940	Dick Todd	402	20	20.1	4
1941	Wayne Millner	262	20	13.1	0
1942	Dick Todd	328	23	14.3	4
1943	Wilbur Moore	537	30	17.9	7
1944	Wilbur Moore	424	33	12.8	5
1945	Steve Bagarus (R)	617	34	18.1	5
1946	Steve Bagarus	438	31	14.1	3
1947	Eddie Saenz	598	34	17.6	4
1948	Hal Crisler	599	33	18.2	6
1949	Hugh Taylor	781	45	17.4	9
1950	Hugh Taylor	833	39	21.4	9
1951	Hugh Taylor	444	29	15.3	3
1952	Hugh Taylor	961	41	23.4	12
1953	Hugh Taylor	703	35	20.1	8
1954	Hugh Taylor	659	37	17.8	8
1955	Johnny Carson	443	23	19.3	3
1956	Johnny Carson	504	39	12.9	3
1957	Johnny Carson	583	34	17.1	3
1958	Joe Walton	532	32	16.6	5
1959	Bill Anderson	734	35	21.0	6
1960	Bill Anderson	488	38	12.8	3
1961	Fred Dugan	817	53	15.4	4
1962	Bobby Mitchell •	1384	72	19.2	11
1963	Bobby Mitchell •	1436	69	20.8	7
1964	Bobby Mitchell	904	60	15.1	10
1965	Bobby Mitchell	867	60	14.5	6
1966	Charley Taylor	1119	72	15.5	12
1967	Charley Taylor	990	70	14.1	9

1968	Charley Taylor	650	48	13.5	5
1969	Charley Taylor	883	71	12.4	8
1970	Charley Taylor	593	42	14.1	8
1971	Roy Jefferson	701	47	14.9	4
1972	Charley Taylor	673	49	13.7	7
1973	Charley Taylor	801	59	13.6	7
1974	Charley Taylor	738	54	13.7	5
1975	Frank Grant	776	41	18.9	8
1976	Frank Grant	818	50	16.4	5
1977	Jean Fugett	631	36	17.5	5
1978	John McDaniel	577	34	17.0	4
1979	Danny Buggs	631	46	13.7	1
1980	Art Monk (R)	797	58	13.7	3
1981	Art Monk	894	56	16.0	6
1982	Charlie Brown (R)	690	32	21.6	8
1983	Charlie Brown	1225	78	15.7	8
1984	Art Monk	1372	106	12.9	7
1985	Art Monk	1226	91	13.5	2
1986	Gary Clark	1265	74	17.1	7
1987	Gary Clark	1066	56	19.0	7
1988	Ricky Sanders	1148	73	15.7	12
1989	Gary Clark	1229	79	15.6	9
1990	Gary Clark	1112	75	14.8	8
1991	Gary Clark	1340	70	19.1	10
1992	Gary Clark	912	64	14.3	5
1993	Ricky Sanders	638	58	11.0	4
1994	Henry Ellard	1397	74	18.9	6
1995	Henry Ellard	1005	56	17.9	5
1996	Henry Ellard	1014	52	19.5	2
1997	Leslie Shepherd	562	29	19.4	5
1998	Michael Westbrook	736	44	16.7	6
1999	Michael Westbrook	1191	65	18.3	9
2000	Albert Connell	762	39	19.5	3
2001	Rod Gardner (R)	741	46	16.1	4
2002	Rod Gardner	1006	71	14.2	8
2003	Laveranues Coles	1204	82	14.7	6
2004	Laveranues Coles	950	90	10.6	1
2005	Santana Moss *	1483	84	17.7	9
2006	Santana Moss	790	55	14.4	6
2007	Santana Moss	808	61	13.2	3
2008	Santana Moss	1044	79	13.2	6
2009	Santana Moss	902	70	12.9	3
2010	Santana Moss	1115	93	12.0	6
2011	Jabar Gaffney	947	68	13.9	5
2012	Pierre Garçon	633	44	14.4	4
2013	Pierre Garçon	1346	113	11.9	5
2014	DeSean Jackson	1169	56	20.9	6

• NFL Leader ° NFC Leader * Team Record # NFL Record (R) Rookie

RECEIVING TOUCHDOWNS

Year	Player	TD	Rec	Yards	Avg
1932	Cliff Battles (R)	1	4	60	15.0
1933	Ike Frankian (R)	1	6	75	12.5
1934	Chuck Malone (R)	2	11	131	11.9
1935	Chuck Malone	2	22	433	19.7
1936	Riley Smith (R)	2	3	76	25.3
1937	Chuck Malone	4	28	419	15.0
1938	(Nine players)	1	-	-	-
1939	Andy Farkas	5	16	437	27.3
1940	Bob Masterson	4	18	283	15.7
	Dick Todd	4	20	402	20.1
1941	Joe Aguirre (R)	2	10	103	10.3
	Bob McChesney	2	19	213	11.2

YEARLY LEADERS

Bob Seymour	2	6	85	14.2
1942 Dick Todd	4	23	328	14.3
1943 Joe Aguirre	7	37	420	11.4
Wilbur Moore	7	30	537	17.9
1944 Wilbur Moore	5	33	424	12.8
1945 Steve Bagarus	5	34	617	18.1
1946 Steve Bagarus	3	31	438	14.1
Eddie Saenz	3	12	242	20.2
1947 Hugh Taylor (R)	6	26	511	19.7
1948 Hal Crisler	6	33	599	18.2
Dick Todd	6	37	550	14.9
1949 Hugh Taylor	9	45	781	17.4
1950 Hugh Taylor	9	39	833	21.4
1951 Hugh Taylor	3	29	444	15.3
1952 Hugh Taylor	12	41	961	23.4
1953 Hugh Taylor	8	35	703	20.1
1954 Hugh Taylor	8	37	659	17.8
1955 Johnny Carson	3	23	443	19.3
Vic Janowicz	3	11	149	13.5
1956 Steve Meilinger (R)	5	24	395	16.5
1957 Jim Podoley (R)	4	27	554	20.5
1958 Joe Walton	5	32	532	16.6
1959 Bill Anderson	6	35	734	21.0
1960 Bill Anderson	3	38	488	12.8
Joe Walton	3	27	401	14.9
1961 Fred Dugan	4	53	817	15.4
1962 Bobby Mitchell	11	72	1384	19.2
1963 Bobby Mitchell	7	69	1436	20.8
1964 Bobby Mitchell	10	60	904	15.1
1965 Bobby Mitchell	6	60	867	14.5
1966 Charley Taylor	12	72	1119	15.5
1967 Jerry Smith	12	67	849	12.7
1968 Pat Richter	9	42	533	12.7
1969 Jerry Smith	9	54	682	12.6
1970 Jerry Smith	9	43	575	13.4
1971 Roy Jefferson	4	47	701	14.9
Charley Taylor	4	24	370	15.4
1972 Jerry Smith	7	21	353	16.8
Charley Taylor	7	49	673	13.7
1973 Charley Taylor	7	59	801	13.6
1974 Charley Taylor	5	54	738	13.7
1975 Frank Grant	8	41	776	18.9
1976 Jean Fugett	6	27	334	12.4
1977 Jean Fugett	5	36	631	17.5
1978 Jean Fugett	7	25	367	14.7
1979 Clarence Harmon	5	32	434	13.6
1980 Ricky Thompson	5	22	313	14.2
1981 Art Monk	6	56	894	16.0
1982 Charlie Brown (R)	8	32	690	21.6
1983 Charlie Brown	8	78	1225	15.7
1984 Art Monk	7	106	1372	12.9
1985 Gary Clark (R)	5	72	926	12.9
1986 Gary Clark	7	74	1265	17.1
1987 Gary Clark	7	56	1066	19.0
1988 Ricky Sanders *	12	73	1148	15.7
1989 Gary Clark	9	79	1229	15.6
1990 Gary Clark	8	75	1112	14.8
1991 Gary Clark	10	70	1340	19.1
1992 Gary Clark	5	64	912	14.3
1993 Ricky Sanders	4	58	638	11.0
1994 Henry Ellard	6	74	1397	18.9
1995 Henry Ellard	5	56	1005	17.9
1996 Jamie Asher	4	42	481	11.5
1997 Leslie Shepherd	5	29	562	19.4
1998 Leslie Shepherd	8	43	712	16.6

1999 Michael Westbrook	9	65	1191	18.3
2000 Irving Fryar	5	41	548	13.4
2001 Rod Gardner (R)	4	46	741	16.1
Michael Westbrook	4	57	664	11.6
2002 Rod Gardner	8	71	1006	14.2
2003 Laveranues Coles	6	82	1204	14.7
Darnerien McCants	6	27	360	13.3
2004 Chris Cooley (R)	6	37	314	8.5
2005 Santana Moss	9	84	1483	17.7
2006 Chris Cooley	6	57	734	12.9
Santana Moss	6	55	790	14.4
2007 Chris Cooley	8	66	786	11.9
2008 Santana Moss	6	79	1044	13.2
2009 Fred Davis	6	48	509	10.6
2010 Santana Moss	6	93	1115	12.0
2011 Jabar Gaffney	5	68	947	13.9
2012 Santana Moss	8	41	573	14.0
2013 Pierre Garçon	5	113	1346	11.9
2014 DeSean Jackson	6	56	1169	20.9

• NFL Leader ° NFC Leader * Team Record # NFL Record (R) Rookie

SCORING

Year	Player	Pts	TD	XPM	XPA	FGM	FGA	2pt
1932 Cliff Battles (R)	24	4	0	0	0	0	0	0
1933 Jim Musick	45	5	12	-	1	-	-	0
1934 Cliff Battles	43	7	1	-	0	-	-	0
1935 Jim Musick	14	2	2	-	-	-	-	0
1936 Cliff Battles	42	7	0	0	0	0	0	0
1937 Riley Smith	55	3	22	-	5	-	-	0
1938 Andy Farkas (R)	37	6	1	1	0	0	0	0
1939 Andy Farkas •	68	11	2	3	0	1	0	0
1940 Dick Todd	54	9	0	0	0	0	0	0
1941 Joe Aguirre (R)	26	2	8	9	2	5	0	0
1942 Andy Farkas	39	6	3	3	0	0	0	0
1943 Andy Farkas	54	9	0	0	0	0	0	0
Wilbur Moore	54	9	0	0	0	0	0	0
1944 Joe Aguirre	51	4	15	18	4	8	0	0
1945 Joe Aguirre	44	0	23	23	7	13	0	0
1946 Dick Poillon	45	1	21	21	6	16	0	0
1947 Dick Poillon	85	6	37	41	4	6	0	0
1948 Dick Poillon	66	3	33	38	5	7	0	0
1949 Hugh Taylor	54	9	0	0	0	0	0	0
1950 Bill Dudley	64	3	31	31	5	10	0	0
1951 Bill Dudley	69	3	21	22	10	13	0	0
1952 Hugh Taylor	72	12	0	0	0	0	0	0
1953 Bill Dudley	58	0	25	25	11	22	0	0
1954 Hugh Taylor	48	8	0	0	0	0	0	0
1955 Vic Janowicz	88	7	28	31	6	20	0	0
1956 Sam Baker	67	0	16	19	17	25	0	0
1957 Sam Baker •	77	1	29	30	14	23	0	0
1958 Sam Baker	64	0	25	25	13	26	0	0
1959 Sam Baker	51	0	21	22	10	22	0	0
1960 Bob Khayat (R)	64	0	19	19	15	23	0	0
1961 John Aveni	42	1	21	23	5	28	0	0
1962 Bobby Mitchell	72	12	0	0	0	0	0	0
1963 Bob Khayat	69	0	33	35	12	26	0	0
1964 Jim Martin	71	0	35	39	12	28	0	0
1965 Bob Jencks	59	0	29	33	10	22	0	0
1966 Charlie Gogolak (R)	105	0	39	41	22	34	0	0
1967 Jerry Smith	72	12	0	0	0	0	0	0
1968 Charlie Gogolak	57	0	30	31	9	19	0	0
1969 Curt Knight (R)	83	0	35	36	16	27	0	0
1970 Curt Knight	93	0	33	34	20	27	0	0

YEARLY LEADERS

1971	Curt Knight °	114	0	27	27	29	49	0
1972	Curt Knight	82	0	40	41	14	30	0
1973	Curt Knight	103	0	37	37	22	42	0
1974	Mark Moseley	81	0	27	29	18	30	0
1975	Mark Moseley	85	0	37	39	16	25	0
1976	Mark Moseley °	97	0	31	32	22	34	0
1977	Mark Moseley	82	0	19	19	21	37	0
1978	Mark Moseley	87	0	30	31	19	30	0
1979	Mark Moseley °	114	0	39	39	25	33	0
1980	Mark Moseley	81	0	27	30	18	33	0
1981	Mark Moseley	95	0	38	42	19	30	0
1982	Mark Moseley	76	0	16	19	20	21	0
1983	Mark Moseley • *	161	0	62	63	33	47	0
1984	Mark Moseley	120	0	48	51	24	31	0
1985	Mark Moseley	97	0	31	33	22	34	0
1986	George Rogers	108	18	0	0	0	0	0
1987	Ali Haji-Sheikh	68	0	29	32	13	19	0
1988	Chip Lohmiller (R)	97	0	40	41	19	26	0
1989	Chip Lohmiller	128	0	41	41	29	40	0
1990	Chip Lohmiller °	131	0	41	41	30	40	0
1991	Chip Lohmiller •	149	0	56	56	31	43	0
1992	Chip Lohmiller	120	0	30	30	30	40	0
1993	Chip Lohmiller	72	0	24	26	16	28	0
1994	Chip Lohmiller	90	0	30	32	20	28	0
1995	Eddie Murray	114	0	33	33	27	36	0
1996	Terry Allen	126	21	0	0	0	0	0
1997	Scott Blanton	82	0	34	34	16	24	0
1998	Cary Blanchard	63	0	30	31	11	17	0
1999	Brett Conway	115	0	49	50	22	32	0
2000	Stephen Davis	66	11	0	0	0	0	0
2001	Brett Conway	100	0	22	22	26	33	0
2002	James Tuthill (R)	50	0	20	21	10	16	0
2003	John Hall	101	0	26	27	25	33	0
2004	Clinton Portis	42	7	0	0	0	0	0
2005	Clinton Portis	68	11	0	0	0	0	1
2006	Clinton Portis	42	7	0	0	0	0	0
2007	Shaun Suisham	116	0	29	30	29	35	0
2008	Shaun Suisham	103	0	25	25	26	36	0
2009	Shaun Suisham	74	0	20	21	18	21	0
2010	Graham Gano	100	0	28	28	24	35	0
2011	Graham Gano	118	0	25	26	31	41	0
2012	Kai Forbath	95	0	33	34	17	18	0
2013	Kai Forbath	80	0	26	26	18	22	0
2014	Kai Forbath	103	0	31	32	24	27	0

• NFL Leader ° NFC Leader * Team Record # NFL Record (R) Rookie

INTERCEPTIONS

Year	Player	No.	Yds.	Avg.	Lg.	TD
1940	Frankie Filchock	4	1	0.3	-	0
1941	Sammy Baugh	4	83	20.8	35	0
	Andy Farkas	4	27	6.8	26	0
1942	Sammy Baugh	5	77	15.4	29	0
1943	Sammy Baugh •	11	112	10.2	23	0
1944	Wilbur Moore	5	53	10.6	35	0
1945	Sammy Baugh	4	114	28.5	74	0
	Bob Seymour	4	28	7.0	8	0
	Dick Todd	4	35	8.8	22	0
1946	Steve Bagarus	4	66	16.5	41	0
	Dick Todd	4	26	6.5	0	0
1947	Tom Farmer	6	27	4.5	22	0
1948	Dan Sandifer (R) • *	13	258	19.8	54	2
1949	Dan Sandifer	5	82	16.4	59	0
1950	Harry Dowda	4	28	7.0	28t	1

	Hall Haynes (R)	4	77	19.3	40t	1
1951	Harry Gilmer	5	79	15.8	30	0
	Ed Salem (R)	5	26	5.2	21	0
1952	Johnny Williams (R)	5	97	19.4	38t	1
1953	Don Doll	10	102	10.2	28	0
1954	Dick Alban	9	81	9.0	27	0
1955	Norb Hecker	6	52	8.7	26	0
1956	Norb Hecker	8	26	3.3	14	0
1957	Norb Hecker	3	39	13.0	22	0
	Don Shula	3	48	16.0	30	0
1958	Dick James	4	43	10.8	23	0
1959	Dick James	3	47	15.7	25	0
1960	Ben Scotti	4	76	19.0	30	0
1961	Jim Kerr (R)	7	93	13.3	38	0
1962	Claude Crabb (R)	6	30	5.0	13	0
1963	Jim Steffen	5	140	28.0	78t	1
1964	Paul Krause (R) •	12	140	11.7	35t	1
1965	Paul Krause	6	118	19.7	43	0
	Johnny Sample	6	57	9.5	28	0
1966	Brig Owens (R)	7	165	23.6	60t	1
1967	Paul Krause	8	75	9.4	32	0
1968	Brig Owens	8	109	13.6	38	0
1969	Rickie Harris	4	81	20.3	47	0
1970	Mike Bass	4	37	9.3	22	0
	Brig Owens	4	86	21.5	32	0
1971	Mike Bass	8	78	9.8	38t	1
1972	Pat Fischer	4	61	15.3	35	0
	Chris Hanburger	4	98	24.5	41t	1
1973	Ken Houston	6	32	5.3	22	0
1974	Ken Stone	5	95	19.0	31	0
1975	Mike Bass	4	85	21.3	30	0
	Ken Houston	4	33	8.3	19	0
1976	Joe Lavender	8	77	9.6	28	0
1977	Ken Houston	5	69	13.8	31	0
1978	Jake Scott	7	72	10.3	39	0
1979	Lemar Parrish °	9	65	7.2	23	0
1980	Lemar Parrish	7	13	1.9	9	0
1981	Mark Murphy	7	68	9.7	29	0
1982	Vernon Dean (R)	3	62	20.7	26	0
	Jeris White	3	4	1.3	4	0
1983	Mark Murphy •	9	127	14.1	48	0
1984	Vernon Dean	7	114	16.3	36t	2
1985	Vernon Dean	5	8	1.6	8	0
	Curtis Jordan	5	88	17.6	36	0
1986	Darrell Green	5	9	1.8	7	0
1987	Barry Wilburn •	9	135	15.0	100t	1
1988	Barry Wilburn	4	24	6.0	14	0
1989	Brian Davis	4	40	10.0	15	0
	A.J. Johnson (R)	4	94	23.5	59t	1
	Alvin Walton	4	58	14.5	29t	1
1990	Martin Mayhew	7	20	2.9	15	0
1991	Darrell Green	5	47	9.4	24	0
	Wilber Marshall	5	75	15.0	54t	1
1992	Brad Edwards	6	157	26.2	53t	1
1993	Tom Carter (R)	6	54	9.0	29	0
1994	Andre Collins	4	150	37.5	92t	2
1995	Tom Carter	4	116	29.0	51t	1
1996	Tom Carter	5	24	4.8	24	0
1997	Cris Dishman	4	47	11.8	29t	1
	Stanley Richard	4	28	7.0	23	0
1998	Leomont Evans	3	77	25.7	54	0
	Darrell Green	3	36	12.0	36	0
1999	Matt Stevens	6	61	10.2	25	0
2000	Champ Bailey	5	48	9.6	48	0
2001	Fred Smoot (R)	5	36	7.2	36	0

YEARLY LEADERS

2002	Fred Smoot	4	12	3.0	12	0
2003	Fred Smoot	4	35	8.8	35	0
2004	Shawn Springs	5	117	23.4	38	0
2005	Lemar Marshall	4	55	13.8	27	1
2006	Sean Taylor (and 5 others)	1	25	25.0	25	0
2007	Sean Taylor	5	98	19.6	48	0
2008	Chris Horton	3	13	4.3	10	0
2009	DeAngelo Hall	4	114	28.5	44	0
2010	DeAngelo Hall	6	92	15.3	92t	1
2011	Oshiomogho Atogwe	3	42	14.0	26	0
	DeAngelo Hall	3	46	15.3	26	0
2012	London Fletcher	5	29	5.8	10	0
2013	DeAngelo Hall	4	49	12.3	26t	2
2014	Bashaud Breeland (R)	2	0	0.0	0	0

• NFL Leader ° NFC Leader * Team Record # NFL Record (R) Rookie

PUNTS

Year	Player	No.	Yds	Avg.	Net	TB	In20	Lg
1939	Sammy Baugh	26	998	38.4	-	-	-	69
1940	Sammy Baugh	35	1799	51.4	-	-	-	85
1941	Sammy Baugh	30	1462	48.7	-	-	-	75
1942	Sammy Baugh	37	1785	48.2	-	-	-	74
1943	Sammy Baugh •	50	2295	45.9	-	-	-	81
1944	Sammy Baugh	44	1787	40.6	-	-	-	76
1945	Sammy Baugh	33	1429	43.3	-	-	-	57
1946	Sammy Baugh	33	1488	45.1	-	-	-	60
1947	Sammy Baugh	35	1528	43.7	-	-	-	67
1948	Dick Poillon	51	2150	42.2	-	-	-	76
1949	Dick Poillon	67	2697	40.3	-	-	-	59
1950	Choo-Choo Justice (R)	22	908	41.3	-	-	-	57
1951	Billy Cox (R)	28	1122	40.1	-	-	-	61
1952	Eddie LeBaron (R)	51	2150	42.2	-	-	-	63
1953	Eddie LeBaron	51	2004	39.3	-	-	-	60
1954	Choo-Choo Justice	61	2461	40.3	-	-	-	63
1955	Eddie LeBaron	62	2581	41.6	-	-	-	57
1956	Sam Baker	59	2510	42.5	-	-	-	56
1957	Sam Baker	50	2139	42.8	-	-	-	63
1958	Sam Baker	48	2181	45.4	-	-	-	64
1959	Sam Baker	49	2229	45.5	-	-	-	65
1960	Eagle Day	59	2476	42.0	-	-	-	56
1961	Sam Horner	63	2409	38.2	-	-	-	62
1962	Doug Elmore (R)	54	1860	34.4	-	-	-	52
1963	Pat Richter (R)	53	2210	41.7	-	-	-	61
1964	Pat Richter •	91	3749	41.2	-	-	-	63
1965	Pat Richter	54	2364	43.8	-	-	-	72
1966	Pat Richter	68	2884	42.4	-	-	-	60
1967	Pat Richter	72	2976	41.3	-	-	-	58
1968	Mike Bragg (R)	76	3288	43.3	-	-	-	64
1969	Mike Bragg	70	2957	42.2	-	-	-	63
1970	Mike Bragg	61	2493	40.9	-	-	-	66
1971	Mike Bragg	58	2348	40.5	-	-	-	59
1972	Mike Bragg	59	2273	38.5	-	-	-	62
1973	Mike Bragg	64	2581	40.3	-	-	-	61
1974	Mike Bragg	74	2823	38.1	-	-	-	57
1975	Mike Bragg	72	2924	40.6	-	-	-	63
1976	Mike Bragg	90	3503	38.9	32.9	11	15	56
1977	Mike Bragg	91	3502	38.5	35.1	4	29	56
1978	Mike Bragg *	103	4056	39.4	33.9	10	23	56
1979	Mike Bragg	78	2998	38.4	34.1	10	12	74
1980	Mike Connell	85	3331	39.2	33.4	7	11	57
1981	Mike Connell	73	2923	40.0	33.4	5	13	57
1982	Jeff Hayes (R)	51	1937	38.0	33.3	5	10	58
1983	Jeff Hayes	72	2796	38.8	32.6	2	29	56

1984	Jeff Hayes	72	2834	39.4	34.9	5	11	59
1985	Steve Cox	52	2175	41.8	32.4	13	14	57
1986	Steve Cox	75	3271	43.6	36.4	16	21	58
1987	Steve Cox	63	2571	40.8	35.0	7	14	77
1988	Greg Coleman	39	1505	38.6	29.2	3	8	53
1989	Ralf Mojsiejenko	62	2663	43.0	33.3	9	21	74
1990	Ralf Mojsiejenko	43	1687	39.2	34.2	0	17	53
1991	Kelly Goodburn	52	2070	39.8	33.1	3	16	61
1992	Kelly Goodburn	64	2555	39.9	32.7	5	17	66
1993	Reggie Roby	78	3447	44.2	37.2	10	25	60
1994	Reggie Roby	82	3639	44.4	36.1	12	21	65
1995	Matt Turk (R)	74	3140	42.4	37.7	9	29	60
1996	Matt Turk	75	3386	45.1	39.2	11	24	63
1997	Matt Turk	84	3788	45.1	39.2	11	32	62
1998	Matt Turk	93	4103	44.1	39.0	9	33	69
1999	Matt Turk	62	2564	41.4	35.6	10	16	57
2000	Tommy Barnhardt	79	3160	40.0	34.4	5	23	53
2001	Bryan Barker	90	3747	41.6	34.8	9	27	59
2002	Bryan Barker	48	1924	40.1	30.0	5	13	63
2003	Bryan Barker	84	3377	40.2	34.3	5	24	69
2004	Tom Tupa *	103	4544	44.1	35.2	8	30	61
2005	Derrick Frost	76	3074	40.4	36.7	6	23	55
2006	Derrick Frost	81	3471	42.9	36.7	7	27	60
2007	Derrick Frost	75	3072	41.0	36.4	7	23	64
2008	Ryan Plackemeier	55	2291	41.7	33.9	10	15	62
2009	Hunter Smith	57	2356	41.3	36.8	5	23	59
2010	Hunter Smith	57	2310	40.5	33.7	1	17	56
2011	Sav Rocca	66	2842	43.1	39.0	1	28	63
2012	Sav Rocca	68	2984	43.9	37.2	3	22	61
2013	Sav Rocca	84	3526	42.0	33.8	0	26	63
2014	Tress Way	77	3659	47.5	40.0	7	22	77

• NFL Leader ° NFC Leader * Team Record # NFL Record (R) Rookie

PUNTING AVERAGE

Year	Player	Yds	No.	Avg.	Net	TB	In20	Lg
1939	Sammy Baugh	38.4	26	998	-	-	-	69
1940	Sammy Baugh • * #	51.4	35	1799	-	-	-	85
1941	Sammy Baugh •	48.7	30	1462	-	-	-	75
1942	Sammy Baugh •	48.2	37	1785	-	-	-	74
1943	Sammy Baugh •	45.9	50	2295	-	-	-	81
1944	Sammy Baugh	40.6	44	1787	-	-	-	76
1945	Sammy Baugh •	43.3	33	1429	-	-	-	57
1946	Sammy Baugh	45.1	33	1488	-	-	-	60
1947	Sammy Baugh •	43.7	35	1528	-	-	-	67
1948	Dick Poillon	42.2	51	2150	-	-	-	76
1949	Dick Poillon	40.3	67	2697	-	-	-	59
1950	Choo-Choo Justice (R)	41.3	22	908	-	-	-	57
1951	Billy Cox (R)	40.1	28	1122	-	-	-	61
1952	Eddie LeBaron (R)	42.2	51	2150	-	-	-	63
1953	Eddie LeBaron	39.3	51	2004	-	-	-	60
1954	Choo-Choo Justice	40.3	61	2461	-	-	-	63
1955	Eddie LeBaron	41.6	62	2581	-	-	-	57
1956	Sam Baker	42.5	59	2510	-	-	-	56
1957	Sam Baker	42.8	50	2139	-	-	-	63
1958	Sam Baker •	45.4	48	2181	-	-	-	64
1959	Sam Baker	45.5	49	2229	-	-	-	65
1960	Eagle Day	42.0	59	2476	-	-	-	56
1961	Sam Horner	38.2	63	2409	-	-	-	62
1962	Doug Elmore (R)	34.4	54	1860	-	-	-	52
1963	Pat Richter (R)	41.7	53	2210	-	-	-	61
1964	Pat Richter	41.2	91	3749	-	-	-	63
1965	Pat Richter	43.8	54	2364	-	-	-	72
1966	Pat Richter	42.4	68	2884	-	-	-	60

YEARLY LEADERS

1967	Pat Richter	41.3	72	2976	-	-	58	-
1968	Mike Bragg (R)	43.3	76	3288	-	-	64	-
1969	Mike Bragg	42.2	70	2957	-	-	63	-
1970	Mike Bragg	40.9	61	2493	-	-	66	-
1971	Mike Bragg	40.5	58	2348	-	-	59	-
1972	Mike Bragg	38.5	59	2273	-	-	62	-
1973	Mike Bragg	40.3	64	2581	-	-	61	-
1974	Mike Bragg	38.1	74	2823	-	-	57	-
1975	Mike Bragg	40.6	72	2924	-	-	63	-
1976	Mike Bragg	38.9	90	3503	11	15	56	32.9
1977	Mike Bragg	38.5	91	3502	4	29	56	35.1
1978	Mike Bragg	39.4	103	4056	10	23	56	33.9
1979	Mike Bragg	38.4	78	2998	10	12	74	34.1
1980	Mike Connell	39.2	85	3331	7	11	57	33.4
1981	Mike Connell	40.0	73	2923	5	13	57	33.4
1982	Jeff Hayes (R)	38.0	51	1937	5	10	58	33.3
1983	Jeff Hayes	38.8	72	2796	2	29	56	32.6
1984	Jeff Hayes	39.4	72	2834	5	11	59	34.9
1985	Steve Cox	41.8	52	2175	13	14	57	32.4
1986	Steve Cox	43.6	75	3271	16	21	58	36.4
1987	Steve Cox	40.8	63	2571	7	14	77	35.0
1988	Tommy Barnhardt	41.9	15	628	2	1	55	34.3
1989	Ralf Mojsiejenko	43.0	62	2663	9	21	74	33.3
1990	Ralf Mojsiejenko	39.2	43	1687	0	17	53	34.2
1991	Kelly Goodburn	39.8	52	2070	3	16	61	33.1
1992	Kelly Goodburn	39.9	64	2555	5	17	66	32.7
1993	Reggie Roby	44.2	78	3447	10	25	60	37.2
1994	Reggie Roby	44.4	82	3639	12	21	65	36.1
1995	Matt Turk (R)	42.4	74	3140	9	29	60	37.7
1996	Matt Turk °	45.1	75	3386	11	24	63	39.2
1997	Matt Turk	45.1	84	3788	11	32	62	39.2
1998	Matt Turk	44.1	93	4103	9	33	69	39.0
1999	Matt Turk	41.4	62	2564	10	16	57	35.6
2000	Tommy Barnhardt	40.0	79	3160	5	23	53	34.4
2001	Bryan Barker	41.6	90	3747	9	27	59	34.8
2002	Bryan Barker	40.1	48	1924	5	13	63	30.0
2003	Bryan Barker	40.2	84	3377	5	24	69	34.3
2004	Tom Tupa °	44.1	103	4544	8	30	61	35.2
2005	Derrick Frost	40.4	76	3074	6	23	55	36.7
2006	Derrick Frost	42.9	81	3471	7	27	60	36.7
2007	Derrick Frost	41.0	75	3072	7	23	64	36.4
2008	Ryan Plackemeier	41.7	55	2291	10	15	62	33.9
2009	Hunter Smith	41.3	57	2356	5	23	59	36.8
2010	Josh Bidwell	41.7	15	625	0	3	52	37.7
2011	Sav Rocca	43.1	66	2842	1	28	63	39.0
2012	Sav Rocca	43.9	68	2984	3	22	61	37.2
2013	Sav Rocca	42.0	84	3526	0	26	63	33.8
2014	Tress Way •	47.5	77	3659	7	22	77	40.0

• NFL Leader ° NFC Leader * Team Record # NFL Record (R) Rookie



Sammy Baugh

PUNT RETURNS

Year	Player	No	Yards	Avg	Lg	TD
1941	Andy Farkas	14	152	10.9	59	1
	Dick Todd	14	238	17.0	73	0
1942	Andy Farkas	16	219	13.7	51	0
1943	Eddie Farkas •	15	168	11.2	33	0
1944	Frank Seno	10	129	12.9	60	0
1945	Steve Bagarus (R) •	21	251	12.0	28	0
1946	Steve Bagarus	18	192	10.7	33	0
1947	Eddie Saenz	24	308	12.8	30	0
1948	Dan Sandifer (R)	20	236	11.8	35	0
1949	Dan Sandifer	18	199	11.1	41	0
1950	Eddie Saenz	14	125	8.9	24	0
1951	Bill Dudley	22	172	7.8	27	0
1952	Johnny Williams (R)	24	366	15.3	74t	2
1953	Johnny Williams	18	172	9.6	62	0
1954	Joe Scudero (R)	14	53	3.8	25	0
1955	Joe Scudero	25	241	9.6	49t	1
1956	Joe Scudero	10	50	5.0	12	0
1957	Bert Zagers	14	217	15.5	76t	2
1958	Joe Scudero	8	27	3.4	8	0
1959	Dick James	21	95	4.5	26	0
1960	Dick James	7	46	6.6	20	0
1961	Dick James	12	90	7.5	18	0
1962	Dick James	19	145	7.6	33	0
1963	Dick James	16	214	13.4	39	0
1964	Pervis Atkins	13	138	10.6	68	0
1965	Rickie Harris (R)	31	377	12.2	57t	1
1966	Rickie Harris	18	108	6.0	52t	1
1967	Rickie Harris	23	208	9.0	51	0
1968	Rickie Harris	19	144	7.6	20	0
1969	Rickie Harris	14	158	11.3	86t	1
1970	Rickie Harris	14	10	0.7	8	0
1971	Ted Vactor	23	194	8.4	30	0
1972	Ted Vactor	17	88	5.2	28	0
1973	Speedy Duncan	28	228	8.1	18	0
1974	Joe Theismann (R)	15	157	10.5	44	0
1975	Larry Jones •	53	407	7.7	52t	1
1976	Eddie Brown	48	646	13.5	71t	1
1977	Eddie Brown • *	57	452	7.9	43	0
1978	Tony Green (R)	42	443	10.5	80t	1
1979	Buddy Hardeman (R)	24	207	8.6	52	0
1980	Mike Nelms (R)	48	487	10.1	64	0
1981	Mike Nelms	45	492	10.9	75t	2
1982	Mike Nelms	32	252	7.9	28	0
1983	Mike Nelms	38	289	7.6	35	0
1984	Mike Nelms	49	428	8.7	46	0
1985	Ken Jenkins	26	272	10.5	28	0
1986	Ken Jenkins	28	270	9.6	39	0
1987	Eric Yarber	37	273	7.4	33	0
1988	Derrick Shepard	12	104	8.7	23	0
1989	Joe Johnson (R)	21	200	9.5	38	0
1990	Walter Stanley	24	176	7.3	32	0
1991	Brian Mitchell	45	600	13.3	69t	2
1992	Brian Mitchell	29	271	9.3	84t	1
1993	Brian Mitchell	29	193	6.7	48	0
1994	Brian Mitchell	32	452	14.1	78t	2
1995	Brian Mitchell	25	315	12.6	59t	1
1996	Brian Mitchell	23	258	11.2	71	0
1997	Brian Mitchell	38	442	11.6	63t	1
1998	Brian Mitchell	44	506	11.5	47	0
1999	Brian Mitchell	40	332	8.3	33	0
2000	Deion Sanders	25	185	7.4	57	0
2001	Eric Metcalf	33	412	12.5	89t	1

YEARLY LEADERS

2002	Champ Bailey	24	238	9.9	39	0
2003	Chad Morton	19	188	9.9	28	0
2004	James Thrash	19	162	8.5	43	0
2005	Antonio Brown	13	63	4.8	16	0
2006	Antwaan Randle El	39	342	8.8	87t	1
2007	Antwaan Randle El	34	209	6.1	27	0
2008	Antwaan Randle El	39	254	6.5	36	0
2009	Antwaan Randle El	17	102	6.0	43	0
2010	Brandon Banks (R)	38	431	11.3	53	0
2011	Brandon Banks	36	328	9.1	55	0
2012	Brandon Banks	26	178	6.8	27	0
2013	Santana Moss	18	130	7.2	18	0
2014	Andre Roberts	28	208	7.4	37	0

• NFL Leader ° NFC Leader * Team Record # NFL Record (R) Rookie

PUNT RETURN YARDS

Year	Player	Yards	No.	Avg.	Lg.	TD
1941	Dick Todd	238	14	17	73	1
1942	Andy Farkas	219	16	13.7	51	0
1943	Bob Seymour	173	13	13.3	22	0
1944	Frank Seno	129	10	12.9	60	0
1945	Steve Bagarus (R) •	251	21	12	28	0
1946	Steve Bagarus	192	18	10.7	33	0
1947	Eddie Saenz	308	24	12.8	30	0
1948	Dan Sandifer (R)	236	20	11.8	35	0
1949	Dan Sandifer	199	18	11.1	41	0
1950	Bill Dudley	185	12	15.4	96t	1
1951	Bill Dudley	172	22	7.8	27	0
1952	Johnny Williams (R)	366	24	15.3	74t	2
1953	Johnny Williams	172	18	9.6	62	0
1954	Joe Scudero (R)	53	14	3.8	25	0
1955	Joe Scudero	241	25	9.6	49t	1
1956	Tom Runnels (R)	91	8	11.4	59	0
1957	Bert Zagers •	217	14	15.5	76t	2
1958	Bert Zagers	41	7	5.9	23	0
1959	Dick James	95	21	4.5	26	0
1960	Dick James	46	7	6.6	20	0
1961	Dick James	90	12	7.5	18	0
1962	Dick James	145	19	7.6	33	0
1963	Dick James	214	16	13.4	39	0
1964	Pervis Atkins	138	13	10.6	68	0
1965	Rickie Harris (R)	377	31	12.2	57t	1
1966	Rickie Harris	108	18	6	52t	1
1967	Rickie Harris	208	23	9	51	0
1968	Rickie Harris	144	19	7.6	20	0
1969	Rickie Harris	158	14	11.3	86t	1
1970	Walter Roberts	28	10	2.8	9	0
1971	Speedy Duncan	233	22	10.6	33	0
1972	Ted Vactor	88	17	5.2	28	0
1973	Speedy Duncan	228	28	8.1	18	0
1974	Joe Theismann (R)	157	15	10.5	44	0
1975	Larry Jones	407	53	7.7	52t	1
1976	Eddie Brown • *	646	48	13.5	71t	1
1977	Eddie Brown	452	57	7.9	43	0
1978	Tony Green (R)	443	42	10.5	80t	1
1979	Buddy Hardeman (R)	207	24	8.6	52	0
1980	Mike Nelms (R)	487	48	10.1	64	0
1981	Mike Nelms	492	45	10.9	75t	2
1982	Mike Nelms	252	32	7.9	28	0
1983	Mike Nelms	289	38	7.6	35	0
1984	Mike Nelms	428	49	8.7	46	0
1985	Ken Jenkins	272	26	10.5	28	0
1986	Ken Jenkins	270	28	9.6	39	0

1987	Eric Yarber	273	37	7.4	33	0
1988	Derrick Shepard	104	12	8.7	23	0
1989	Joe Johnson (R)	200	21	9.5	38	0
1990	Walter Stanley	176	24	7.3	32	0
1991	Brian Mitchell •	600	45	13.3	69t	2
1992	Brian Mitchell	271	29	9.3	84t	1
1993	Brian Mitchell	193	29	6.7	48	0
1994	Brian Mitchell °	452	32	14.1	78t	2
1995	Brian Mitchell	315	25	12.6	59t	1
1996	Brian Mitchell	258	23	11.2	71	0
1997	Brian Mitchell	442	38	11.6	63t	1
1998	Brian Mitchell	506	44	11.5	47	0
1999	Brian Mitchell	332	40	8.3	33	0
2000	Deion Sanders	185	25	7.4	57	0
2001	Eric Metcalf	412	33	12.5	89t	1
2002	Champ Bailey	238	24	9.9	39	0
2003	Chad Morton	188	19	9.9	28	0
2004	James Thrash	162	19	8.5	43	0
2005	James Thrash	77	10	7.7	18	0
2006	Antwaan Randle El	342	39	8.8	87t	1
2007	Antwaan Randle El	209	34	6.1	27	0
2008	Antwaan Randle El	254	39	6.5	36	0
2009	Antwaan Randle El	102	17	6	43	0
2010	Brandon Banks (R)	431	38	11.3	53	0
2011	Brandon Banks	328	36	9.1	55	0
2012	Brandon Banks	178	26	6.8	27	0
2013	Santana Moss	130	18	7.2	18	0
2014	Andre Roberts	208	28	7.4	37	0

• NFL Leader ° NFC Leader * Team Record # NFL Record (R) Rookie

KICK RETURNS

Year	Player	No.	Yards	Avg.	Lg.	TD
1941	Andy Farkas	6	105	17.5	-	0
1942	Andy Farkas	4	206	51.5	95t	1
1943	Andy Farkas	9	279	31.0	84	0
1944	Andy Farkas	11	229	20.8	35	0
1945	Steve Bagarus (R)	12	325	27.1	55	0
1946	Steve Bagarus	13	332	25.5	51	0
1947	Eddie Saenz •	29	797	27.5	94t	2
1948	Dan Sandifer (R) •	26	594	22.8	96t	1
1949	Eddie Saenz •	24	465	19.4	34	0
	Dan Sandifer •	24	518	21.6	70	0
1950	Eddie Saenz	12	347	28.9	71	0
1951	Harry Dowda	13	341	26.2	39	0
1952	Johnny Williams (R)	20	486	24.3	48	0
1953	Sam Baker (R)	9	186	20.7	40	0
	Johnny Williams	9	224	24.9	33	0
1954	Dale Atkeson (R)	24	623	26.0	99t	1
1955	Joe Scudero	25	699	28.0	94t	1
1956	Tom Runnels (R)	17	375	22.1	37	0
1957	Bert Zagers	15	348	23.2	35	0
1958	Sid Watson	19	443	23.3	47	0
1959	Dick James	23	503	21.9	38	0
1960	Sam Horner (R)	24	511	21.3	35	0
1961	Dick James	21	617	29.4	48	0
1962	Dick James	32	889	27.8	72	0
1963	Dick James	30	830	27.7	48	0
1964	Ozzie Clay (R)	19	482	25.4	84	0
1965	Billy Hunter (R)	18	432	24.0	50	0
1966	Fred Mazurek	21	505	24.0	58	0
1967	Rickie Harris	25	580	23.2	47	0
1968	Rickie Harris	23	579	25.2	49	0
1969	Rickie Harris	19	458	24.1	54	0

YEARLY LEADERS

1970	Ted Vactor	28	700	25.0	51	0
1971	Speedy Duncan	27	724	26.8	48	0
1972	Speedy Duncan	15	364	24.3	41	0
1973	Herb Mul-Key	36	1011	28.1	97t	1
1974	Larry Jones (R)	23	672	29.2	102t	1
1975	Larry Jones •	47	1086	23.1	44	0
1976	Eddie Brown °	30	738	24.6	67	0
1977	Eddie Brown	34	852	25.1	46	0
1978	Tony Green (R)	34	870	25.6	99t	1
1979	Buddy Hardeman (R)	19	404	21.3	33	0
1980	Mike Nelms (R)	38	810	21.3	51	0
1981	Mike Nelms	37	1099	29.7	84	0
1982	Mike Nelms	23	557	24.2	58	0
1983	Mike Nelms	35	802	22.9	41	0
1984	Mike Nelms °	42	860	20.5	36	0
1985	Ken Jenkins	41	1018	24.8	95	0
1986	Ken Jenkins	27	554	20.5	37	0
1987	Keith Griffin	25	478	19.1	54	0
1988	Jamie Morris (R)	21	413	19.7	35	0
1989	A.J. Johnson (R)	24	504	21.0	38	0
1990	Joe Johnson	22	427	19.4	35	0
1991	Brian Mitchell	29	583	20.1	35	0
1992	Brian Mitchell	23	492	21.4	47	0
1993	Brian Mitchell	33	678	20.5	68	0
1994	Brian Mitchell	58	1478	25.5	86	0
1995	Brian Mitchell	55	1408	25.6	59	0
1996	Brian Mitchell	56	1258	22.5	50	0
1997	Brian Mitchell	47	1094	23.3	97t	1
1998	Brian Mitchell	59	1337	22.7	101t	1
1999	Brian Mitchell	43	893	20.8	45	0
2000	James Thrash	45	1000	22.2	49	0
2001	Michael Bates	49	1150	23.5	41	0
2002	Ladell Betts (R)	28	690	24.6	60	0
2003	Chad Morton	44	1029	23.4	94t	1
2004	Ladell Betts	23	528	23.0	70	0
2005	Ladell Betts	24	621	25.9	94t	1
2006	Rock Cartwright *	64	1541	24.1	100t	1
2007	Rock Cartwright	52	1339	25.8	80	0
2008	Rock Cartwright	51	1307	25.6	87	0
2009	Rock Cartwright	39	868	22.3	42	0
2010	Brandon Banks (R)	46	1155	25.1	96t	1
2011	Brandon Banks •	51	1174	23.0	47	0
2012	Brandon Banks	22	527	24.0	55	0
2013	Niles Paul	20	411	20.6	39	0
2014	Andre Roberts	30	710	23.7	45	0

• NFL Leader ° NFC Leader * Team Record # NFL Record (R) Rookie

KICK RETURN YARDS

Year	Player	Yards	No	Avg	Lg	TD
1941	Frankie Filchock	126	5	25.2	-	0
1942	Andy Farkas	206	4	51.5	95t	1
1943	Andy Farkas	279	9	31.0	84	0
1944	Andy Farkas	229	11	20.8	35	0
1945	Steve Bagarus (R)	325	12	27.1	55	0
1946	Steve Bagarus	332	13	25.5	51	0
1947	Eddie Saenz •	797	29	27.5	94t	2
1948	Dan Sandifer (R) •	594	26	22.8	96t	1
1949	Dan Sandifer	518	24	21.6	70	0
1950	Eddie Saenz	347	12	28.9	71	0
1951	Harry Dowda	341	13	26.2	39	0
1952	Johnny Williams (R)	486	20	24.3	48	0
1953	Johnny Williams	224	9	24.9	33	0
1954	Dale Atkeson (R)	623	24	26.0	99t	1

1955	Joe Scudero	699	25	28.0	94t	1
1956	Tom Runnels (R)	375	17	22.1	37	0
1957	Bert Zagers	348	15	23.2	35	0
1958	Sid Watson	443	19	23.3	47	0
1959	Dick James	503	23	21.9	38	0
1960	Sam Horner (R)	511	24	21.3	35	0
1961	Dick James	617	21	29.4	48	0
1962	Dick James	889	32	27.8	72	0
1963	Dick James	830	30	27.7	48	0
1964	Ozzie Clay (R)	482	19	25.4	84	0
1965	Billy Hunter (R)	432	18	24.0	50	0
1966	Fred Mazurek	505	21	24.0	58	0
1967	Rickie Harris	580	25	23.2	47	0
1968	Rickie Harris	579	23	25.2	49	0
1969	Rickie Harris	458	19	24.1	54	0
1970	Ted Vactor	700	28	25.0	51	0
1971	Speedy Duncan	724	27	26.8	48	0
1972	Speedy Duncan	364	15	24.3	41	0
1973	Herb Mul-Key °	1011	36	28.1	97t	1
1974	Larry Jones (R)	672	23	29.2	102t	1
1975	Larry Jones •	1086	47	23.1	44	0
1976	Eddie Brown	738	30	24.6	67	0
1977	Eddie Brown	852	34	25.1	46	0
1978	Tony Green (R)	870	34	25.6	99t	1
1979	Buddy Hardeman (R)	404	19	21.3	33	0
1980	Mike Nelms (R)	810	38	21.3	51	0
1981	Mike Nelms	1099	37	29.7	84	0
1982	Mike Nelms °	557	23	24.2	58	0
1983	Mike Nelms	802	35	22.9	41	0
1984	Mike Nelms	860	42	20.5	36	0
1985	Ken Jenkins	1018	41	24.8	95	0
1986	Ken Jenkins	554	27	20.5	37	0
1987	Keith Griffin	478	25	19.1	54	0
1988	Jamie Morris (R)	413	21	19.7	35	0
1989	Joe Johnson (R)	522	21	24.9	99t	1
1990	Joe Johnson	427	22	19.4	35	0
1991	Brian Mitchell	583	29	20.1	35	0
1992	Brian Mitchell	492	23	21.4	47	0
1993	Brian Mitchell	678	33	20.5	68	0
1994	Brian Mitchell *	1478	58	25.5	86	0
1995	Brian Mitchell	1408	55	25.6	59	0
1996	Brian Mitchell	1258	56	22.5	50	0
1997	Brian Mitchell	1094	47	23.3	97t	1
1998	Brian Mitchell	1337	59	22.7	101t	1
1999	Brian Mitchell	893	43	20.8	45	0
2000	James Thrash	1000	45	22.2	49	0
2001	Michael Bates	1150	49	23.5	41	0
2002	Ladell Betts (R)	690	28	24.6	60	0
2003	Chad Morton	1029	44	23.4	94t	1
2004	Ladell Betts	528	23	23.0	70	0
2005	Ladell Betts	621	24	25.9	94t	1
2006	Rock Cartwright °	1541	64	24.1	100t	1
2007	Rock Cartwright	1339	52	25.8	80	0
2008	Rock Cartwright	1307	51	25.6	87	0
2009	Rock Cartwright	868	39	22.3	42	0
2010	Brandon Banks (R)	1155	46	25.1	96t	1
2011	Brandon Banks •	1174	51	23.0	47	0
2012	Brandon Banks	527	22	24.0	55	0
2013	Niles Paul	411	20	20.6	39	0
2014	Andre Roberts	710	30	23.7	45	0

• NFL Leader ° NFC Leader * Team Record # NFL Record (R) Rookie

YEARLY RESULTS

Home games bolded.

1932 (4-4-2)

COACH LUD WRAY

10/2 vs. Brooklyn.....	0-14 L	6,000
10/9 vs. NY Giants.....	14-6 W	8,000
10/16 vs. Chi. Cardinals.....	0-9 L	15,000
10/23 at NY Giants.....	0-0 T	15,000
10/30 vs. Chicago Bears.....	7-7 T	18,000
11/6 vs. Staten Island.....	19-6 W
11/13 vs. Green Bay.....	0-21 L	16,500
11/20 at Portsmouth.....	0-10 L	5,000
11/27 at Chi. Cardinals.....	8-6 W	6,200
12/4 at Brooklyn.....	7-0 W	20,000

1933 (5-5-2)

COACH LONE STAR DIETZ

9/17 at Green Bay.....	7-7 T	5,000
10/1 at Chicago Bears.....	0-7 L	8,000
10/4 at Pittsburgh (W).....	21-6 W	15,000
10/8 vs. NY Giants.....	21-20 W	17,000
10/15 vs. Portsmouth.....	0-13 L	21,000
10/22 vs. Chi. Cardinals.....	10-0 W	18,000
10/29 vs. Pittsburgh.....	14-16 L	7,500
11/5 vs. Chicago Bears.....	10-0 W	22,820
11/12 at NY Giants.....	0-7 L	17,601
11/19 vs. Green Bay.....	20-7 W	16,399
11/26 at Brooklyn.....	0-14 L	15,000
12/3 at Chi. Cardinals.....	0-0 T	7,000

1934 (6-6)

COACH LONE STAR DIETZ

9/16 at Pittsburgh.....	7-0 W	17,171
9/30 at Brooklyn.....	6-10 L	12,500
10/7 vs. NY Giants.....	13-16 L	17,033
10/14 vs. Pittsburgh.....	39-0 W	15,500
10/17 at Detroit (W).....	0-24 L	12,000
10/21 vs. Philadelphia.....	6-0 W	10,344
10/28 vs. Chi. Cardinals.....	9-0 W	10,000
11/4 vs. Green Bay.....	0-10 L	23,722
11/11 vs. Chicago Bears.....	0-21 L	26,000
11/18 at Philadelphia.....	14-7 W	8,500
11/25 at NY Giants.....	0-3 L	20,000
12/2 vs. Brooklyn.....	13-3 W	13,000

1935 (2-8-1)

COACH EDDIE CASEY

9/29 vs. Brooklyn.....	7-3 W	17,930
10/6 vs. NY Giants.....	12-20 L	8,000
10/13 vs. Detroit.....	7-17 L	18,737
10/20 at NY Giants.....	6-17 L	20,000
10/27 at Pittsburgh.....	0-6 L	11,379
10/30 at Detroit (W).....	0-14 L	14,000
11/3 vs. Philadelphia.....	6-7 L	10,000
11/10 vs. Chicago.....	14-30 L	16,423
11/24 vs. Chi. Cardinals.....	0-6 L	4,152
12/1 vs. Pittsburgh.....	13-3 W	5,000
12/8 at Brooklyn.....	0-0 T	7,500

1936 (7-5)

COACH RAY FLAHERTY

9/13 at Pittsburgh.....	0-10 L	15,622
9/20 at Philadelphia.....	26-3 W	20,000
9/27 at Brooklyn.....	14-3 W	15,000
10/4 vs. NY Giants.....	0-7 L	14,133
10/11 at Green Bay.....	2-31 L	6,108
10/18 vs. Philadelphia.....	17-7 W	4,000
11/1 vs. Chi. Cardinals.....	13-10 W	7,000
11/8 vs. Green Bay.....	3-7 L	11,220
11/15 vs. Chicago.....	0-26 L	12,000
11/22 vs. Brooklyn.....	30-6 W	4,197
11/29 vs. Pittsburgh.....	30-0 W	4,813
12/6 at NY Giants.....	14-0 W	18,000
World Championship (Polo Grounds - New York)					
12/13 vs. Green Bay.....	6-21 L	29,595

1937 (8-3)

COACH RAY FLAHERTY

9/16 vs. NY Giants (H).....	13-3 W	25,000
9/24 vs. Chi. Cardinals (F).....	14-21 L	22,367
10/3 at Brooklyn.....	11-7 W	16,000
10/10 vs. Philadelphia.....	0-14 L	7,320
10/17 vs. Pittsburgh.....	34-20 W	12,835
10/24 at Philadelphia.....	10-7 W	13,167
10/31 vs. Brooklyn.....	21-0 W	22,500
11/14 at Pittsburgh.....	13-21 L	12,242
11/21 at Cleveland Rams.....	16-7 W	3,500
11/28 vs. Green Bay.....	14-6 W	30,000
12/5 at NY Giants.....	49-14 W
World Championship					
12/12 at Chicago.....	28-21 W	15,878

1938 (6-3-2)

COACH RAY FLAHERTY

9/11 at Philadelphia.....	26-23 W	20,000
9/18 vs. Brooklyn.....	16-16 T	23,000
9/25 vs. Cleveland Rams.....	37-13 W	27,000
10/2 vs. NY Giants.....	7-10 L	37,500
10/16 at Detroit.....	7-5 W	42,855
10/23 vs. Philadelphia.....	20-14 W	3,000
10/30 at Brooklyn.....	6-6 T	29,913
11/6 at Pittsburgh.....	7-0 W	12,910
11/13 at Chicago.....	7-31 L	21,817
11/27 vs. Pittsburgh.....	15-0 W	12,910
12/4 at NY Giants.....	0-36 L	57,461

1939 (8-2-1)

COACH RAY FLAHERTY

9/17 at Philadelphia.....	7-0 W	33,528
10/1 vs. NY Giants.....	0-0 T	34,712
10/8 vs. Brooklyn.....	41-13 W	27,092
10/15 vs. Pittsburgh.....	44-14 W	25,982
10/22 at Pittsburgh.....	21-14 W	8,602
10/29 at Green Bay.....	14-24 L	24,308
11/5 vs. Philadelphia.....	7-6 W	20,444
11/12 at NY Giants.....	42-0 W	28,581
11/19 vs. Chi. Cardinals.....	28-7 W	26,667
11/26 vs. Detroit.....	31-7 W	36,183
12/3 at NY Giants.....	7-9 L	62,404

1940 (9-2)

COACH RAY FLAHERTY

9/15 vs. Brooklyn.....	24-17 W	32,763
9/22 vs. NY Giants.....	21-7 W	34,712
10/6 at Pittsburgh.....	40-10 W	25,213
10/13 vs. Chi. Cardinals.....	28-21 W	33,691
10/20 at Philadelphia.....	34-17 W	26,083
10/27 at Detroit.....	20-14 W	28,090
11/3 vs. Pittsburgh.....	37-10 W	31,204
11/10 at Brooklyn.....	14-16 L	33,846
11/17 vs. Chicago.....	7-3 W	35,231
11/24 at NY Giants.....	7-21 L	46,439
12/1 vs. Philadelphia.....	13-6 W	25,838
World Championship					
12/8 vs. Chicago.....	0-73 L	36,034

1941 (6-5)

COACH RAY FLAHERTY

9/28 vs. NY Giants.....	10-17 L	35,677
10/5 vs. Brooklyn.....	3-0 W	32,642
10/12 at Pittsburgh.....	24-20 W	18,733
10/19 at Philadelphia.....	21-17 W	19,071
10/26 vs. Cleveland Rams.....	17-13 W	32,820
11/2 vs. Pittsburgh.....	23-3 W	30,755
11/9 at Brooklyn.....	7-13 L	31,713
11/16 at Chicago.....	21-35 L	30,095
11/23 at NY Giants.....	13-20 L	49,317
11/30 vs. Green Bay.....	17-22 L	35,594
12/7 vs. Philadelphia.....	20-14 W	27,102

1942 (10-1)

COACH RAY FLAHERTY

9/20 vs. Pittsburgh.....	28-14 W	25,000
9/27 vs. NY Giants.....	7-14 L	34,700
10/4 at Philadelphia.....	14-10 W	15,500
10/11 vs. Cleveland Rams.....	33-14 W	33,250
10/18 at Brooklyn.....	21-10 W	25,635
10/25 at Pittsburgh.....	14-0 W	37,764
11/1 vs. Philadelphia.....	30-27 W	32,658
11/8 vs. Chi. Cardinals.....	28-0 W	35,425
11/15 at NY Giants.....	14-7 W	30,879
11/22 vs. Brooklyn.....	23-3 W	34,450
11/29 at Detroit.....	15-3 W	6,044
World Championship					
12/13 vs. Chicago.....	14-6 W	36,006

1943 (6-3-1)

COACH ARTHUR "DUTCH" BERGMAN

10/10 vs. Brooklyn.....	27-0 W	35,450
10/17 at Green Bay.....	33-7 W	23,058
10/24 vs. Chi. Cardinals.....	13-7 W	35,450
10/31 at Brooklyn.....	48-10 W	11,471
11/7 at Phil-Pitt.....	14-14 T	28,893
11/14 vs. Detroit.....	42-20 W	35,450
11/21 vs. Chicago.....	21-7 W	35,671
11/28 vs. Phil-Pitt.....	14-27 L	35,826
12/5 at NY Giants.....	10-14 L	35,826
12/12 vs. NY Giants.....	7-31 L	35,540
Eastern Title Playoff					
12/19 at NY Giants.....	28-0 W	42,800
World Championship					
12/26 at Chicago.....	21-41 L	34,320

YEARLY RESULTS

1944 (6-3-1)

COACH DUDLEY DEGROOT

10/8..... at Philadelphia.....	31-31	T.....	32,549
10/15..... at Boston Yanks.....	21-14	W.....	17,758
10/22..... vs. Brooklyn Tigers.....	17-14	W.....	35,000
10/29..... vs. Chi-Pitt.....	42-20	W.....	35,540
11/5..... vs. Cleveland Rams.....	14-10	W.....	35,450
11/12..... at Brooklyn Tigers.....	10-0	W.....	20,404
11/19..... vs. Philadelphia.....	7-37	L.....	35,540
11/26..... vs. Boston Yanks.....	14-7	W.....	35,540
12/3..... at NY Giants.....	13-16	L.....	35,540
12/10..... vs. NY Giants.....	0-31	L.....	47,457

1945 (8-2)

COACH DUDLEY DEGROOT

10/7..... at Boston Yanks.....	20-28	L.....	22,685
10/14..... at Pittsburgh.....	14-0	W.....	14,050
10/21..... vs. Philadelphia.....	24-14	W.....	34,788
10/28..... at NY Giants.....	24-14	W.....	55,641
11/4..... vs. Chi. Cardinals.....	24-21	W.....	35,000
11/11..... vs. Boston Yanks.....	34-7	W.....	34,788
11/18..... vs. Chicago.....	28-21	W.....	34,788
11/25..... at Philadelphia.....	0-16	L.....	37,306
12/2..... vs. Pittsburgh.....	24-0	W.....	34,788
12/9..... vs. NY Giants.....	17-0	W.....	34,788
World Championship			
12/16..... at Cleveland Rams.....	14-15	L.....	32,178

1946 (5-5-1)

COACH A.G. "TURK" EDWARDS

9/29..... vs. Pittsburgh.....	14-14	T.....	33,620
10/6..... vs. Detroit.....	17-16	W.....	33,569
10/13..... vs. NY Giants.....	24-14	W.....	33,651
10/20..... at Boston Yanks.....	14-6	W.....	24,357
10/27..... vs. Philadelphia.....	24-28	L.....	33,691
11/3..... at Pittsburgh.....	7-14	L.....	39,060
11/10..... vs. Boston Yanks.....	17-14	W.....	33,691
11/17..... at Chicago Bears.....	20-24	L.....	43,315
11/24..... at Philadelphia.....	27-10	W.....	36,366
12/1..... vs. Green Bay.....	7-20	L.....	33,691
12/8..... at NY Giants.....	0-31	L.....	60,337

1947 (4-8)

COACH A.G. "TURK" EDWARDS

9/28..... at Philadelphia.....	42-45	L.....	35,406
10/5..... vs. Pittsburgh.....	27-26	W.....	36,585
10/12..... vs. NY Giants.....	28-20	W.....	36,533
10/19..... at Green Bay.....	10-27	L.....	28,572
10/26..... vs. Chicago Bears.....	20-56	L.....	36,591
11/2..... vs. Philadelphia.....	14-38	L.....	36,591
11/9..... at Pittsburgh.....	14-21	L.....	36,257
11/16..... at Detroit.....	21-38	L.....	17,003
11/23..... vs. Chi. Cardinals.....	45-21	W.....	35,362
11/30..... at Boston Yanks.....	24-27	L.....	24,800
12/7..... at NY Giants.....	10-35	L.....	25,594
12/14..... vs. Boston Yanks.....	40-13	W.....	33,226

1948 (7-5)

COACH A.G. "TURK" EDWARDS

9/26..... vs. Pittsburgh.....	17-14	W.....	32,593
10/3..... vs. NY Giants.....	41-10	W.....	32,593
10/10..... at Pittsburgh.....	7-10	L.....	28,969
10/17..... vs. Philadelphia.....	0-45	L.....	35,584
10/24..... at Green Bay.....	23-7	W.....	13,433
10/31..... vs. Boston Yanks.....	59-21	W.....	29,758
11/7..... at Boston Yanks.....	23-7	W.....	13,659
11/14..... vs. Detroit.....	46-21	W.....	32,528
11/21..... at Philadelphia.....	21-42	L.....	36,254
11/28..... at Chicago Bears.....	13-48	L.....	42,299
12/5..... vs. Los Angeles Rams.....	13-41	L.....	32,970
12/12..... at NY Giants.....	28-21	W.....	23,156

1949 (4-7-1)

JOHN WHELCHER (7) & HERMAN BALL (5)

9/26..... at Chi. Cardinals (M).....	7-38	L.....	24,136
10/3..... at Pittsburgh (M).....	27-14	W.....	30,000
10/9..... vs. NY Giants.....	35-45	L.....	30,073
10/16..... vs. NY Bulldogs.....	38-14	W.....	26,278
10/23..... at Philadelphia.....	14-49	L.....	28,855
10/30..... at NY Bulldogs.....	14-14	T.....	3,678
11/6..... vs. Pittsburgh.....	27-14	W.....	26,038
11/13..... vs. Philadelphia.....	21-44	L.....	31,107
11/20..... vs. Chicago Bears.....	21-31	L.....	30,418
11/27..... at NY Giants.....	7-23	L.....	12,985
12/4..... vs. Green Bay.....	30-0	W.....	23,200
12/11..... at Los Angeles Rams.....	27-53	L.....	44,899

1950 (3-9)

COACH HERMAN BALL

9/17..... at Baltimore.....	38-14	W.....	29,000
9/24..... at Green Bay.....	21-35	L.....	14,109
10/1..... vs. Pittsburgh.....	7-26	L.....	25,008
10/8..... vs. NY Giants.....	17-21	L.....	19,288
10/22..... vs. Chi. Cardinals.....	28-38	L.....	27,856
10/29..... at Philadelphia.....	3-35	L.....	33,707
11/5..... at NY Giants.....	21-24	L.....	23,909
11/12..... vs. Philadelphia.....	0-33	L.....	29,407
11/19..... at Cleveland.....	14-20	L.....	21,908
11/26..... vs. Baltimore.....	38-28	W.....	21,275
12/3..... at Pittsburgh.....	24-7	W.....	19,741
12/10..... vs. Cleveland.....	21-45	L.....	30,143

1951 (5-7)

HERMAN BALL (3) & DICK TODD (9)

9/30..... at Detroit.....	17-35	L.....	27,831
10/7..... vs. NY Giants.....	14-35	L.....	23,800
10/14..... at Cleveland.....	0-45	L.....	33,968
10/21..... vs. Chi. Cardinals.....	7-3	W.....	22,960
10/28..... at Philadelphia.....	27-23	W.....	20,437
11/4..... vs. Chicago Bears.....	0-27	L.....	21,737
11/11..... at NY Giants.....	14-28	L.....	21,242
11/18..... at Pittsburgh.....	22-7	W.....	15,060
11/25..... vs. Los Angeles Rams.....	31-21	W.....	26,307
12/2..... vs. Philadelphia.....	21-35	L.....	23,738
12/9..... at Chi. Cardinals.....	20-17	W.....	9,459
12/16..... vs. Pittsburgh.....	10-20	L.....	18,096

1952 (4-8)

COACH EARL "CURLY" LAMBEAU

9/29..... at Chi. Cardinals (M).....	23-7	W.....	17,837
10/5..... at Green Bay.....	20-35	L.....	9,657
10/12..... vs. Chi. Cardinals.....	6-17	L.....	24,600
10/19..... at Pittsburgh.....	28-24	W.....	22,604
10/26..... at Cleveland.....	15-19	L.....	32,496
11/2..... vs. Pittsburgh.....	23-24	L.....	25,866
11/9..... at Philadelphia.....	20-38	L.....	16,932
11/16..... vs. San Francisco.....	17-23	L.....	28,997
11/23..... vs. NY Giants.....	10-14	L.....	21,125
11/30..... vs. Cleveland.....	24-48	L.....	22,679
12/7..... at NY Giants.....	27-17	W.....	21,237
12/14..... vs. Philadelphia.....	27-21	W.....	22,468

1953 (6-5-1)

COACH EARL "CURLY" LAMBEAU

9/27..... at Chi. Cardinals.....	24-13	W.....	16,055
10/2..... at Philadelphia (F).....	21-21	T.....	19,099
10/11..... vs. NY Giants.....	13-9	W.....	26,241
10/18..... vs. Cleveland.....	14-30	L.....	33,963
10/25..... at Baltimore.....	17-27	L.....	34,031
11/1..... at Cleveland.....	3-27	L.....	47,845
11/8..... vs. Chi. Cardinals.....	28-17	W.....	19,654
11/15..... vs. Chicago Bears.....	24-27	L.....	21,392
11/22..... at NY Giants.....	24-21	W.....	16,887
11/29..... at Pittsburgh.....	17-9	W.....	17,026
12/6..... vs. Philadelphia.....	10-0	W.....	21,579
12/13..... vs. Pittsburgh.....	13-14	L.....	22,057

1954 (3-9)

COACH JOE KUCHARICH

9/26..... at San Francisco.....	7-41	L.....	32,085
10/2..... at Pittsburgh (S).....	7-37	L.....	22,492
10/10..... vs. NY Giants.....	21-51	L.....	21,217
10/17..... vs. Philadelphia.....	21-49	L.....	22,051
10/24..... at NY Giants.....	7-24	L.....	22,597
10/31..... vs. Baltimore.....	24-21	W.....	23,567
11/7..... at Cleveland.....	3-62	L.....	25,158
11/14..... vs. Pittsburgh.....	17-14	W.....	19,388
11/21..... at Chi. Cardinals.....	16-38	L.....	15,619
11/28..... at Philadelphia.....	33-41	L.....	18,517
12/5..... vs. Cleveland.....	14-34	L.....	21,761
12/12..... vs. Chi. Cardinals.....	37-20	W.....	18,107

1955 (8-4)

COACH JOE KUCHARICH

9/25..... at Cleveland.....	27-17	W.....	30,041
10/1..... at Philadelphia (S).....	31-30	W.....	31,891
10/9..... vs. Chi. Cardinals.....	10-24	L.....	26,337
10/16..... vs. Cleveland.....	14-24	L.....	29,168
10/23..... at Baltimore.....	14-13	W.....	51,387
10/30..... at NY Giants.....	7-35	L.....	17,402
11/6..... vs. Philadelphia.....	34-21	W.....	25,741
11/13..... vs. San Francisco.....	7-0	W.....	25,112
11/20..... at Chi. Cardinals.....	31-0	W.....	16,901
11/27..... at Pittsburgh.....	23-14	W.....	21,760
12/4..... vs. NY Giants.....	20-27	L.....	28,556
12/11..... vs. Pittsburgh.....	28-17	W.....	20,547

YEARLY RESULTS

1956 (6-6)

COACH JOE KUCHARICH

9/30..... at Pittsburgh.....	13-30	L.....	27,718
10/6..... at Philadelphia (S).....	9-13	L.....	26,607
10/14..... vs. Chi. Cardinals.....	3-31	L.....	25,794
10/21..... vs. Cleveland.....	20-9	W.....	23,332
10/28..... at Chi. Cardinals.....	17-14	W.....	30,553
11/11..... vs. Detroit.....	18-17	W.....	28,003
11/18..... vs. NY Giants.....	33-7	W.....	26,261
11/25..... at Cleveland.....	20-17	W.....	22,878
12/2..... at NY Giants.....	14-28	L.....	26,261
12/9..... vs. Philadelphia.....	19-17	W.....	22,333
12/16..... vs. Pittsburgh.....	0-23	L.....	21,097
12/23..... at Baltimore.....	17-19	L.....	32,994

1957 (5-6-1)

COACH JOE KUCHARICH

9/29..... at Pittsburgh.....	7-28	L.....	27,452
10/6..... at Chi. Cardinals.....	37-14	W.....	18,278
10/13..... vs. NY Giants.....	20-24	L.....	39,086
10/20..... vs. Chi. Cardinals.....	14-44	L.....	23,159
10/27..... at NY Giants.....	31-14	W.....	40,416
11/3..... at Cleveland.....	17-21	L.....	52,936
11/10..... vs. Baltimore.....	17-21	L.....	33,149
11/17..... vs. Cleveland.....	30-30	T.....	27,722
11/24..... at Philadelphia.....	12-21	L.....	20,730
12/1..... at Chicago Bears.....	14-3	W.....	39,148
12/8..... vs. Philadelphia.....	42-7	W.....	21,304
12/15..... vs. Pittsburgh.....	10-3	W.....	22,577

1958 (4-7-1)

COACH JOE KUCHARICH

9/28..... at Philadelphia.....	24-14	W.....	36,853
10/4..... at Chi. Cardinals (S).....	10-37	L.....	21,824
10/12..... vs. NY Giants.....	14-21	L.....	30,348
10/19..... vs. Green Bay.....	37-21	W.....	25,228
10/26..... at Baltimore.....	10-35	L.....	54,403
11/2..... at Pittsburgh.....	16-24	L.....	19,525
11/9..... vs. Chi. Cardinals.....	45-31	W.....	26,196
11/16..... vs. Cleveland.....	10-20	L.....	32,372
11/23..... at NY Giants.....	0-30	L.....	46,752
11/30..... at Cleveland.....	14-21	L.....	33,240
12/7..... vs. Pittsburgh.....	14-14	T.....	23,370
12/14..... vs. Philadelphia.....	20-0	W.....	22,621

1959 (3-9)

COACH MIKE NIXON

9/27..... at Chi. Cardinals.....	21-49	L.....	21,892
10/4..... at Pittsburgh.....	23-17	W.....	26,570
10/11..... vs. Chi. Cardinals.....	23-14	W.....	25,937
10/18..... vs. Pittsburgh.....	6-27	L.....	28,218
10/25..... at Cleveland.....	7-34	L.....	42,732
11/1..... at Philadelphia.....	23-30	L.....	39,854
11/8..... vs. Baltimore.....	27-24	W.....	32,773
11/15..... vs. Cleveland.....	17-31	L.....	32,266
11/22..... at Green Bay.....	0-21	L.....	31,853
11/29..... at NY Giants.....	14-45	L.....	60,982
12/6..... vs. Philadelphia.....	14-34	L.....	24,325
12/13..... vs. NY Giants.....	10-24	L.....	26,198

1960 (1-9-2)

COACH MIKE NIXON

9/25..... at Baltimore.....	0-20	L.....	53,818
10/9..... vs. Dallas.....	26-14	W.....	21,142
10/16..... at NY Giants.....	24-24	T.....	60,625
10/23..... vs. Pittsburgh.....	27-27	T.....	25,292
10/30..... vs. Cleveland.....	10-31	L.....	32,086
11/6..... at St. Louis Cardinals.....	7-44	L.....	22,458
11/13..... at Philadelphia.....	13-19	L.....	39,361
11/20..... vs. St. Louis Cardinals.....	14-26	L.....	23,848
11/27..... at Pittsburgh.....	10-22	L.....	22,334
12/4..... at Cleveland.....	16-27	L.....	35,211
12/11..... vs. NY Giants.....	3-17	L.....	14,077
12/18..... vs. Philadelphia.....	28-38	L.....	20,558

1961 (1-12-1)

COACH BILL McPEAK

9/17..... at San Francisco.....	3-35	L.....	43,142
9/24..... at Philadelphia.....	7-14	L.....	50,108
10/1..... vs. NY Giants.....	21-24	L.....	36,767
10/8..... at Cleveland.....	7-31	L.....	46,186
10/15..... at Pittsburgh.....	0-20	L.....	15,072
10/22..... vs. St. Louis Cardinals.....	0-24	L.....	28,037
10/29..... vs. Philadelphia.....	24-27	L.....	31,066
11/5..... at NY Giants.....	0-53	L.....	56,077
11/12..... vs. Cleveland.....	6-17	L.....	28,975
11/19..... at Dallas.....	28-28	T.....	17,500
11/26..... vs. Baltimore.....	6-27	L.....	41,062
12/3..... at St. Louis Cardinals.....	24-38	L.....	16,204
12/10..... vs. Pittsburgh.....	14-30	L.....	21,134
12/17..... vs. Dallas.....	34-24	W.....	21,451

1962 (5-7-2)

COACH BILL McPEAK

9/16..... at Dallas.....	35-35	T.....	15,730
9/23..... at Cleveland.....	17-16	W.....	57,491
9/30..... vs. St. Louis Cardinals.....	24-14	W.....	37,419
10/7..... vs. Los Angeles Rams.....	20-14	W.....	18,104
10/14..... at St. Louis Cardinals.....	17-17	T.....	38,264
10/21..... at Philadelphia.....	27-21	W.....	60,671
10/28..... at NY Giants.....	34-49	L.....	62,844
11/4..... vs. Dallas.....	10-38	L.....	49,888
11/11..... vs. Cleveland.....	17-9	W.....	48,169
11/18..... at Pittsburgh.....	21-23	L.....	21,231
11/25..... vs. NY Giants.....	24-42	L.....	49,219
12/2..... vs. Philadelphia.....	14-37	L.....	32,229
12/8..... at Baltimore (S).....	21-34	L.....	56,964
12/16..... vs. Pittsburgh.....	24-27	L.....	34,508

1963 (3-11)

COACH BILL McPEAK

9/15..... at Cleveland.....	14-37	L.....	57,618
9/21..... at Los Angeles Rams (S).....	37-14	W.....	29,295
9/29..... vs. Dallas.....	21-17	W.....	40,101
10/6..... vs. NY Giants.....	14-24	L.....	49,419
10/13..... vs. Philadelphia.....	24-37	L.....	49,219
10/20..... at Pittsburgh.....	27-38	L.....	41,987
10/27..... vs. St. Louis Cardinals.....	7-21	L.....	46,921
11/3..... at Dallas.....	20-35	L.....	18,838
11/10..... at St. Louis Cardinals.....	20-24	L.....	18,197

11/17..... vs. Pittsburgh.....	28-34	L.....	49,219
11/24..... at Philadelphia.....	13-10	W.....	60,671
12/1..... vs. Baltimore.....	20-36	L.....	44,006
12/8..... at NY Giants.....	14-44	L.....	62,992
12/15..... vs. Cleveland.....	20-27	L.....	40,865

1964 (6-8)

COACH BILL McPEAK

9/13..... vs. Cleveland.....	13-27	L.....	47,577
9/20..... at Dallas.....	18-24	L.....	25,158
9/25..... at NY Giants (F).....	10-13	L.....	62,996
10/4..... vs. St. Louis Cardinals.....	17-23	L.....	49,219
10/11..... vs. Philadelphia.....	35-20	W.....	49,219
10/18..... at St. Louis Cardinals.....	24-38	L.....	23,748
10/25..... vs. Chicago.....	27-20	W.....	49,219
11/1..... at Philadelphia.....	21-10	W.....	60,671
11/8..... at Cleveland.....	24-34	L.....	76,385
11/15..... at Pittsburgh.....	30-0	W.....	31,587
11/22..... vs. Dallas.....	28-16	W.....	49,219
11/29..... vs. NY Giants.....	36-21	W.....	49,219
12/6..... vs. Pittsburgh.....	7-14	L.....	49,219
12/13..... at Baltimore.....	17-45	L.....	60,213

1965 (6-8)

COACH BILL McPEAK

9/19..... vs. Cleveland.....	7-17	L.....	48,208
9/26..... at Dallas.....	7-27	L.....	61,577
10/3..... at Detroit.....	10-14	L.....	52,627
10/10..... vs. St. Louis Cardinals.....	16-37	L.....	50,205
10/17..... vs. Baltimore.....	7-38	L.....	50,405
10/24..... at St. Louis Cardinals.....	24-20	W.....	32,228
10/31..... vs. Philadelphia.....	23-21	W.....	50,301
11/7..... at NY Giants.....	23-7	W.....	62,788
11/14..... at Philadelphia.....	14-21	L.....	60,444
11/21..... at Pittsburgh.....	31-3	W.....	25,052
11/28..... vs. Dallas.....	34-31	W.....	50,205
12/5..... at Cleveland.....	16-24	L.....	77,765
12/12..... vs. NY Giants.....	10-27	L.....	50,373
12/19..... vs. Pittsburgh.....	35-14	W.....	49,806

1966 (7-7)

COACH OTTO GRAHAM

9/11..... vs. Cleveland.....	14-38	L.....	48,643
9/18..... at St. Louis Cardinals.....	7-23	L.....	40,198
9/25..... at Pittsburgh.....	33-27	W.....	37,505
10/2..... vs. Pittsburgh.....	24-10	W.....	47,360
10/9..... vs. Atlanta.....	33-20	W.....	50,116
10/16..... at NY Giants.....	10-13	L.....	62,865
10/23..... vs. St. Louis Cardinals.....	26-20	W.....	50,154
10/30..... at Philadelphia.....	27-13	W.....	60,658
11/6..... at Baltimore.....	10-37	L.....	60,238
11/13..... vs. Dallas.....	30-31	L.....	50,927
11/20..... at Cleveland.....	3-14	L.....	78,466
11/27..... vs. NY Giants.....	72-41	W.....	50,439
12/11..... at Dallas.....	34-31	W.....	64,198
12/18..... vs. Philadelphia.....	28-37	L.....	50,405

YEARLY RESULTS

1967 (5-6-3)

COACH OTTO GRAHAM

9/17..... at Philadelphia.....	24-35	L.....	60,709
9/24..... at New Orleans.....	30-10	W.....	74,937
10/1..... vs. NY Giants.....	38-34	W.....	50,266
10/8..... vs. Dallas.....	14-17	L.....	50,566
10/15..... at Atlanta.....	20-20	T.....	56,538
10/22..... at Los Angeles Rams.....	28-28	T.....	55,381
10/29..... vs. Baltimore.....	13-17	L.....	50,574
11/5..... vs. St. Louis Cardinals.....	21-27	L.....	50,480
11/12..... vs. San Francisco.....	31-28	W.....	50,326
11/19..... at Dallas.....	27-20	W.....	75,538
11/26..... at Cleveland.....	37-42	L.....	72,798
12/3..... vs. Philadelphia.....	35-35	T.....	50,451
12/10..... at Pittsburgh.....	15-10	W.....	22,251
12/17..... vs. New Orleans.....	14-30	L.....	50,486

1968 (5-9)

COACH OTTO GRAHAM

9/15..... at Chicago.....	38-28	W.....	41,321
9/22..... at New Orleans.....	17-37	L.....	65,941
9/29..... at NY Giants.....	21-48	L.....	62,797
10/6..... vs. Philadelphia.....	17-14	W.....	50,816
10/13..... vs. Pittsburgh.....	16-13	W.....	50,659
10/20..... at St. Louis Cardinals.....	14-41	L.....	46,456
10/27..... vs. NY Giants.....	10-13	L.....	50,839
11/3..... at Minnesota.....	14-27	L.....	47,644
11/10..... at Philadelphia.....	16-10	W.....	59,133
11/17..... vs. Dallas.....	24-44	L.....	50,816
11/24..... vs. Green Bay.....	7-27	L.....	50,621
11/28..... at Dallas (H).....	20-29	L.....	66,076
12/8..... vs. Cleveland.....	21-24	L.....	50,661
12/15..... vs. Detroit.....	14-3	W.....	50,123

1969 (7-5-2)

COACH VINCE LOMBARDI

9/21..... at New Orleans.....	26-20	W.....	73,147
9/28..... at Cleveland.....	23-27	L.....	82,581
10/5..... at San Francisco.....	17-17	T.....	35,642
10/12..... vs. St. Louis Cardinals.....	33-17	W.....	50,481
10/19..... vs. NY Giants.....	20-14	W.....	50,352
10/26..... at Pittsburgh.....	14-7	W.....	46,557
11/2..... at Baltimore.....	17-41	L.....	60,238
11/9..... vs. Philadelphia.....	28-28	T.....	50,502
11/16..... vs. Dallas.....	28-41	L.....	50,474
11/23..... vs. Atlanta.....	27-20	W.....	50,345
11/30..... vs. Los Angeles Rams.....	13-24	L.....	50,352
12/7..... at Philadelphia.....	34-29	W.....	60,658
12/14..... vs. New Orleans.....	17-14	W.....	50,354
12/21..... at Dallas.....	10-20	L.....	56,924

1970 (6-8)

COACH BILL AUSTIN

9/20..... at San Francisco.....	17-26	L.....	34,984
9/27..... at St. Louis Cardinals.....	17-27	L.....	44,246
10/4..... at Philadelphia.....	33-21	W.....	60,658
10/11..... vs. Detroit.....	31-10	W.....	50,414
10/19..... at Oakland (M).....	20-34	L.....	54,471
10/25..... vs. Cincinnati.....	20-0	W.....	50,415
11/1..... at Denver.....	19-3	W.....	50,705
11/8..... vs. Minnesota.....	10-19	L.....	50,415

11/15..... at NY Giants.....	33-35	L.....	62,915
11/22..... vs. Dallas.....	21-45	L.....	50,415
11/29..... vs. NY Giants.....	24-27	L.....	50,415
12/6..... at Dallas.....	0-34	L.....	57,936
12/13..... vs. Philadelphia.....	24-6	W.....	50,415
12/20..... vs. St. Louis Cardinals.....	28-27	W.....	50,415

1971 (9-4-1)

COACH GEORGE ALLEN

9/19..... at St. Louis Cardinals.....	24-17	W.....	46,805
9/26..... at NY Giants.....	30-3	W.....	62,795
10/3..... at Dallas.....	20-16	W.....	72,000
10/10..... vs. Houston.....	22-13	W.....	53,041
10/17..... vs. St. Louis Cardinals.....	20-0	W.....	53,041
10/24..... at Kansas City.....	20-27	L.....	51,989
10/31..... vs. New Orleans.....	24-14	W.....	53,041
11/7..... vs. Philadelphia.....	7-7	T.....	53,041
11/14..... at Chicago.....	15-16	L.....	55,049
11/21..... vs. Dallas.....	0-13	L.....	53,041
11/28..... at Philadelphia.....	20-13	W.....	65,358
12/5..... vs. NY Giants.....	23-7	W.....	53,041
12/13..... at Los Angeles Rams (M).....	38-24	W.....	80,402
12/19..... vs. Cleveland.....	13-20	L.....	53,041

Playoffs

12/26..... at San Francisco.....	20-24	L.....	45,237
----------------------------------	-------	--------	--------

1972 (11-3)

COACH GEORGE ALLEN

9/18..... at Minnesota (M).....	24-21	W.....	47,900
9/24..... vs. St. Louis Cardinals.....	24-10	W.....	53,039
10/1..... at New England.....	23-24	L.....	60,999
10/8..... vs. Philadelphia.....	14-0	W.....	53,039
10/15..... at St. Louis Cardinals.....	33-3	W.....	50,454
10/22..... vs. Dallas.....	24-20	W.....	53,039
10/29..... at NY Giants.....	23-16	W.....	62,878
11/5..... at NY Jets.....	35-17	W.....	63,962
11/12..... vs. NY Giants.....	27-13	W.....	53,039
11/20..... vs. Atlanta (M).....	24-13	W.....	53,039
11/26..... vs. Green Bay.....	21-16	W.....	53,039
12/3..... at Philadelphia.....	23-7	W.....	65,720
12/9..... at Dallas (S).....	24-34	L.....	65,136
12/17..... vs. Buffalo.....	17-24	L.....	53,039

Playoffs

12/24..... vs. Green Bay.....	16-3	W.....	53,140
12/31..... vs. Dallas.....	26-3	W.....	53,129

Super Bowl VII (Los Angeles)

1/14..... vs. Miami.....	7-14	L.....	90,182
--------------------------	------	--------	--------

1973 (10-4)

COACH GEORGE ALLEN

9/16..... vs. San Diego.....	38-0	W.....	53,589
9/23..... at St. Louis Cardinals.....	27-34	L.....	50,316
9/30..... at Philadelphia.....	28-7	W.....	64,147
10/8..... vs. Dallas (M).....	14-7	W.....	54,314
10/14..... at NY Giants.....	21-3	W.....	70,168
10/21..... vs. St. Louis Cardinals.....	31-13	W.....	54,381
10/28..... at New Orleans.....	3-19	L.....	66,315
11/5..... at Pittsburgh (M).....	16-21	L.....	49,220
11/11..... vs. San Francisco.....	33-9	W.....	54,381
11/18..... vs. Baltimore.....	22-14	W.....	52,675
11/22..... at Detroit (H).....	20-0	W.....	46,807
12/2..... vs. NY Giants.....	27-24	W.....	53,590
12/9..... at Dallas.....	7-27	L.....	62,195
12/16..... vs. Philadelphia.....	38-20	W.....	49,484

Playoffs

12/22..... at Minnesota (S).....	20-27	L.....	45,475
----------------------------------	-------	--------	--------

1974 (10-4)

COACH GEORGE ALLEN

9/15..... at NY Giants.....	13-10	W.....	51,764
9/22..... vs. St. Louis Cardinals.....	10-17	L.....	53,888
9/30..... vs. Denver (M).....	30-3	W.....	54,395
10/6..... at Cincinnati.....	17-28	L.....	56,175
10/13..... vs. Miami.....	20-17	W.....	54,395
10/20..... vs. NY Giants.....	24-3	W.....	53,363
10/27..... at St. Louis Cardinals.....	20-23	L.....	50,767
11/3..... at Green Bay.....	17-6	W.....	56,267
11/10..... at Philadelphia.....	27-20	W.....	65,947
11/17..... vs. Dallas.....	28-21	W.....	54,395
11/24..... vs. Philadelphia.....	26-7	W.....	54,395
11/28..... at Dallas (H).....	23-24	L.....	63,243
12/9..... at Los Angeles Rams (M).....	23-17	W.....	87,313
12/15..... vs. Chicago.....	42-0	W.....	52,085

Playoffs

12/22..... at Los Angeles Rams.....	10-19	L.....	80,118
-------------------------------------	-------	--------	--------

1975 (8-6)

COACH GEORGE ALLEN

9/21..... vs. New Orleans.....	41-3	W.....	53,824
9/28..... vs. NY Giants.....	49-13	W.....	54,953
10/5..... at Philadelphia.....	10-26	L.....	66,090
10/13..... vs. St. Louis Cardinals (M).....	27-17	W.....	54,693
10/19..... at Houston.....	10-13	L.....	49,566
10/26..... at Cleveland.....	23-7	W.....	56,702
11/2..... vs. Dallas.....	30-24 (OT)	W.....	55,004
11/9..... at NY Giants.....	21-13	W.....	57,242
11/16..... at St. Louis Cardinals.....	17-20 (OT)	L.....	49,919
11/23..... vs. Oakland.....	23-26 (OT)	L.....	53,582
11/30..... vs. Minnesota.....	31-30	W.....	54,498
12/7..... at Atlanta.....	30-27	W.....	52,809
12/13..... at Dallas (S).....	10-31	L.....	61,091
12/21..... vs. Philadelphia.....	3-26	L.....	49,385

1976 (10-4)

COACH GEORGE ALLEN

9/12..... vs. NY Giants.....	19-17	W.....	54,245
9/19..... vs. Seattle.....	31-7	W.....	53,174
9/27..... at Philadelphia (M).....	20-17 (OT)	W.....	60,131
10/3..... at Chicago.....	7-33	L.....	52,105
10/10..... vs. Kansas City.....	30-33	L.....	53,060
10/17..... vs. Detroit.....	20-7	W.....	45,908
10/25..... vs. St. Louis Cardinals (M).....	20-10	W.....	48,325
10/31..... vs. Dallas.....	7-20	L.....	55,004
11/7..... at San Francisco.....	24-21	W.....	56,134
11/14..... at NY Giants.....	9-12	L.....	72,975
11/21..... at St. Louis Cardinals.....	16-10	W.....	49,833
11/28..... vs. Philadelphia.....	24-0	W.....	54,292
12/5..... at NY Jets.....	37-16	W.....	46,638
12/12..... at Dallas.....	29-14	W.....	59,916

Playoffs

12/18..... at Minnesota (S).....	20-35	L.....	47,221
----------------------------------	-------	--------	--------

YEARLY RESULTS

1977 (9-5)

COACH GEORGE ALLEN

9/18..... at NY Giants.....	17-20	L	76,086
9/25..... vs. Atlanta.....	10-6	W	55,031
10/2..... vs. St. Louis Cardinals.....	24-14	W	55,031
10/9..... at Tampa Bay.....	10-0	W	58,571
10/16..... at Dallas.....	16-34	L	62,115
10/23..... vs. NY Giants.....	6-17	L	53,903
10/30..... vs. Philadelphia.....	23-17	W	55,031
11/7..... at Baltimore (M).....	3-10	L	57,740
11/13..... at Philadelphia.....	17-14	W	60,702
11/21..... vs. Green Bay (M).....	10-9	W	51,498
11/27..... vs. Dallas.....	7-14	L	55,031
12/4..... at Buffalo.....	10-0	W	22,975
12/10..... at St. Louis Cardinals (S).....	26-20	W	36,067
12/17..... vs. Los Angeles Rams (S).....	17-14	W	54,208

1978 (8-8)

COACH JACK PARDEE

9/3..... at New England.....	16-14	W	55,037
9/10..... vs. Philadelphia.....	35-30	W	54,380
9/17..... at St. Louis Cardinals.....	28-10	W	49,282
9/24..... vs. NY Jets.....	23-3	W	54,729
10/2..... vs. Dallas (M).....	9-5	W	55,031
10/8..... at Detroit.....	21-19	W	60,555
10/15..... at Philadelphia.....	10-17	L	65,722
10/22..... at NY Giants.....	6-17	L	76,192
10/29..... vs. San Francisco.....	38-20	W	53,706
11/6..... at Baltimore (M).....	17-21	L	57,631
11/12..... vs. NY Giants.....	16-13 (OT)	W	53,271
11/19..... vs. St. Louis Cardinals.....	17-27	L	52,460
11/23..... at Dallas (H).....	10-37	L	64,905
12/3..... vs. Miami.....	0-16	L	52,860
12/10..... at Atlanta.....	17-20	L	54,178
12/16..... vs. Chicago (S).....	10-14	L	49,774

1979 (10-6)

COACH JACK PARDEE

9/2..... vs. Houston.....	27-29	L	54,282
9/9..... at Detroit.....	27-24	W	54,991
9/17..... vs. NY Giants (M).....	27-0	W	54,672
9/23..... at St. Louis Cardinals.....	17-7	W	50,680
9/30..... at Atlanta.....	16-7	W	56,810
10/7..... at Philadelphia.....	17-28	L	69,142
10/14..... at Cleveland.....	13-9	W	63,323
10/21..... vs. Philadelphia.....	17-7	W	54,442
10/28..... vs. New Orleans.....	10-14	L	52,133
11/4..... at Pittsburgh.....	7-38	L	49,462
11/11..... vs. St. Louis Cardinals.....	30-28	W	50,868
11/18..... vs. Dallas.....	34-20	W	55,031
11/25..... at NY Giants.....	6-14	L	72,641
12/2..... vs. Green Bay.....	38-21	W	51,682
12/9..... vs. Cincinnati.....	28-14	W	52,882
12/16..... at Dallas.....	34-35	L	62,867

1980 (6-10)

COACH JACK PARDEE

9/8..... vs. Dallas (M).....	3-17	L	55,045
9/14..... at NY Giants.....	23-21	W	73,343
9/21..... at Oakland.....	21-24	L	45,163
9/28..... vs. Seattle.....	0-14	L	53,263
10/5..... at Philadelphia.....	14-24	L	69,044
10/13..... at Denver (M).....	17-20	L	74,657
10/19..... vs. St. Louis Cardinals.....	23-0	W	51,060
10/26..... vs. New Orleans.....	22-14	W	51,375
11/2..... vs. Minnesota.....	14-39	L	52,060
11/9..... at Chicago.....	21-35	L	57,159
11/16..... vs. Philadelphia.....	0-24	L	51,897
11/23..... at Dallas.....	10-14	L	58,809
11/30..... at Atlanta.....	6-10	L	55,665
12/7..... vs. San Diego.....	40-17	W	48,556
12/13..... vs. NY Giants (S).....	16-13	W	44,443
12/21..... at St. Louis Cardinals.....	31-7	W	35,942

1981 (8-8)

COACH JOE GIBBS

9/6..... vs. Dallas.....	10-26	L	55,045
9/13..... vs. NY Giants.....	7-17	L	53,343
9/20..... at St. Louis Cardinals.....	30-40	L	47,592
9/27..... at Philadelphia.....	13-36	L	70,664
10/4..... vs. San Francisco.....	17-30	L	51,843
10/11..... at Chicago.....	24-7	W	57,683
10/18..... at Miami.....	10-13	L	47,367
10/25..... vs. New England.....	24-22	W	50,394
11/1..... vs. St. Louis Cardinals.....	42-21	W	50,643
11/8..... vs. Detroit.....	33-31	W	52,090
11/15..... at NY Giants.....	30-27 (OT)	W	63,133
11/22..... at Dallas.....	10-24	L	64,583
11/29..... at Buffalo.....	14-21	L	59,624
12/6..... vs. Philadelphia.....	15-13	W	52,206
12/13..... vs. Baltimore.....	38-14	W	49,706
12/20..... at Los Angeles Rams.....	30-7	W	52,224

1982 (8-1)

COACH JOE GIBBS

9/12..... at Philadelphia.....	37-34 (OT)	W	68,885
9/19..... at Tampa Bay.....	21-13	W	66,187
11/21..... at NY Giants.....	27-17	W	70,766
11/28..... vs. Philadelphia.....	13-9	W	48,313
12/5..... vs. Dallas.....	10-24	L	54,633
12/12..... at St. Louis Cardinals.....	12-7	W	35,308
12/19..... vs. NY Giants.....	15-14	W	50,030
12/26..... at New Orleans.....	27-10	W	48,667
1/2..... vs. St. Louis Cardinals.....	28-0	W	52,554
Playoffs			
1/8..... vs. Detroit (S).....	31-7	W	55,045
1/15..... vs. Minnesota (S).....	21-7	W	54,592
1/22..... vs. Dallas (S).....	31-17	W	55,045
Super Bowl XVII (Pasadena, Calif.)			
1/30..... vs. Miami.....	27-17	W	103,667

1983 (14-2)

COACH JOE GIBBS

9/5..... vs. Dallas (M).....	30-31	L	55,045
9/11..... at Philadelphia.....	23-13	W	69,542
9/18..... vs. Kansas City.....	27-12	W	52,610
9/25..... at Seattle.....	27-17	W	60,718
10/2..... vs. Los Angeles Raiders.....	37-35	W	54,016
10/9..... at St. Louis Cardinals.....	38-14	W	42,698
10/17..... at Green Bay (M).....	47-48	L	55,255
10/23..... vs. Detroit.....	38-17	W	53,189
10/31..... at San Diego (M).....	27-24	W	46,120
11/6..... vs. St. Louis Cardinals.....	45-7	W	51,380
11/13..... at NY Giants.....	33-17	W	71,482
11/20..... at Los Angeles Rams.....	42-20	W	63,081
11/27..... vs. Philadelphia.....	28-24	W	54,329
12/4..... vs. Atlanta.....	37-21	W	52,074
12/11..... at Dallas.....	31-10	W	65,074
12/17..... vs. NY Giants (S).....	31-22	W	53,874

Playoffs

1/1..... vs. Los Angeles Rams.....	51-7	W	55,363
1/8..... vs. San Francisco.....	24-21	W	55,363
Super Bowl XVIII (Tampa, Fla.)			
1/22..... vs. Los Angeles Raiders.....	9-38	L	72,920

1984 (11-5)

COACH JOE GIBBS

9/2..... vs. Miami.....	17-35	L	53,683
9/10..... at San Francisco (M).....	31-37	L	59,707
9/16..... vs. NY Giants.....	30-14	W	52,997
9/23..... at New England.....	26-10	W	60,503
9/30..... vs. Philadelphia.....	20-0	W	53,064
10/7..... at Indianapolis.....	35-7	W	60,012
10/14..... vs. Dallas.....	34-14	W	55,431
10/21..... at St. Louis Cardinals.....	24-26	L	50,262
10/28..... at NY Giants.....	13-37	L	76,192
11/5..... vs. Atlanta (M).....	27-14	W	51,301
11/11..... vs. Detroit.....	28-14	W	50,212
11/18..... at Philadelphia.....	10-16	L	63,117
11/25..... vs. Buffalo.....	41-14	W	51,513
11/29..... at Minnesota (H).....	31-17	W	55,017
12/9..... at Dallas.....	30-28	W	64,286
12/16..... vs. St. Louis Cardinals.....	29-27	W	54,299

Playoffs

12/30..... vs. Chicago.....	19-23	L	55,431
-----------------------------	-------	---	--------

1985 (10-6)

COACH JOE GIBBS

9/9..... at Dallas (M).....	14-44	L	62,292
9/15..... vs. Houston.....	16-13	W	53,553
9/22..... vs. Philadelphia.....	6-19	L	53,748
9/29..... at Chicago.....	10-45	L	63,708
10/7..... vs. St. Louis Cardinals (M).....	27-10	W	53,134
10/13..... vs. Detroit.....	24-3	W	52,845
10/20..... at NY Giants.....	3-17	L	74,389
10/27..... at Cleveland.....	14-7	W	78,540
11/3..... at Atlanta.....	44-10	W	42,209
11/10..... vs. Dallas.....	7-13	L	53,750
11/18..... vs. NY Giants (M).....	23-21	W	53,371
11/24..... at Pittsburgh.....	30-23	W	59,293
12/1..... vs. San Francisco.....	8-35	L	51,321
12/8..... at Philadelphia.....	17-12	W	60,737
12/15..... vs. Cincinnati.....	27-24	W	50,544
12/21..... at St. Louis Cardinals (S).....	27-16	W	28,090

YEARLY RESULTS

1986 (12-4)

COACH JOE GIBBS

9/7vs. Philadelphia	41-14W	53,982
9/14vs. Los Angeles Raiders	10-6W	55,235
9/21at San Diego	30-27W	57,853
9/28vs. Seattle	19-14W	54,157
10/5at New Orleans	14-6W	57,378
10/12at Dallas	6-30L	63,264
10/19vs. St. Louis Cardinals	28-21W	53,494
10/27at NY Giants (M)	20-27L	75,923
11/2vs. Minnesota	44-38 (OT)W	51,928
11/9at Green Bay	16-7W	47,728
11/17vs. San Francisco (M)	14-6W	54,774
11/23vs. Dallas	41-14W	55,642
11/30at St. Louis Cardinals	20-17W	35,637
12/7vs. NY Giants	14-24L	55,642
12/13at Denver (S)	30-31L	75,905
12/21at Philadelphia	21-14W	61,816

Playoffs

12/28vs. Los Angeles Rams	19-7W	54,180
1/3at Chicago (S)	27-13W	65,141
1/11at NY Giants	0-17L	76,891

1987 (11-4)

COACH JOE GIBBS

9/13vs. Philadelphia	34-24W	52,188
9/20at Atlanta	20-21L	50,882
10/4vs. St. Louis Cardinals	28-21W	27,728
10/11at NY Giants	38-12W	9,123
10/19at Dallas (M)	13-7W	60,415
10/25vs. NY Jets	17-16W	53,497
11/1at Buffalo	27-7W	71,640
11/8at Philadelphia	27-31L	63,609
11/15vs. Detroit	20-13W	53,593
11/23vs. Los Angeles Rams (M)	26-30L	53,614
11/29vs. NY Giants	23-19W	45,815
12/6at St. Louis Cardinals	34-17W	31,324
12/13vs. Dallas	24-20W	54,882
12/20at Miami	21-23L	65,715
12/26at Minnesota (S)	27-24 (OT)W	59,160

Playoffs

1/10at Chicago	21-17W	65,268
1/17vs. Minnesota	17-10W	55,212
Super Bowl XXII (San Diego)				
1/31vs. Denver	42-10W	73,302

1988 (7-9)

COACH JOE GIBBS

9/5at NY Giants (M)	20-27L	76,417
9/11vs. Pittsburgh	30-29W	54,083
9/18vs. Philadelphia	17-10W	53,920
9/25at Phoenix	21-30L	61,973
10/2vs. NY Giants	23-24L	54,601
10/9at Dallas	35-17W	63,325
10/16vs. Phoenix	33-17W	54,402
10/23at Green Bay	20-17W	51,767
10/30at Houston	17-41L	48,781
11/6vs. New Orleans	27-24W	54,183
11/13vs. Chicago	14-34L	52,418
11/21at San Francisco (M)	21-37L	59,268
11/27vs. Cleveland	13-17L	51,604
12/4at Philadelphia	20-19W	65,947
12/11vs. Dallas	17-24L	51,526
12/17at Cincinnati (S)	17-20 (OT)L	52,157

1989 (10-6)

COACH JOE GIBBS

9/11vs. NY Giants (M)	24-27L	54,160
9/17vs. Philadelphia	37-42L	53,493
9/24at Dallas	30-7W	63,200
10/1at New Orleans	16-14W	64,358
10/8vs. Phoenix	30-28W	53,335
10/15at NY Giants	17-20L	76,245
10/22vs. Tampa Bay	32-28W	53,862
10/29at Los Angeles Raiders	24-37L	52,781
11/5vs. Dallas	3-13L	53,187
11/12at Philadelphia	10-3W	65,443
11/20vs. Denver (M)	10-14L	52,975
11/26vs. Chicago	38-14W	50,044
12/3at Phoenix	29-10W	38,870
12/10vs. San Diego	26-21W	47,693
12/17at Atlanta	31-30W	37,501
12/23at Seattle (S)	29-0W	60,294

1990 (10-6)

COACH JOE GIBBS

9/9vs. Phoenix	31-0W	52,649
9/16at San Francisco	13-26L	64,287
9/23vs. Dallas	19-15W	53,804
9/30at Phoenix	38-10W	49,303
10/14vs. NY Giants	20-24L	54,737
10/21vs. Philadelphia	13-7W	53,567
10/28at NY Giants	10-21L	75,321
11/4at Detroit	41-38 (OT)W	69,326
11/12at Philadelphia (M)	14-28L	65,857
11/18vs. New Orleans	31-17W	52,573
11/22at Dallas (H)	17-27L	60,355
12/2vs. Miami	42-20W	53,599
12/9vs. Chicago	10-9W	53,920
12/15at New England (S)	25-10W	22,286
12/22at Indianapolis (S)	28-35L	58,173
12/30vs. Buffalo	29-14W	52,397

Playoffs

1/5at Philadelphia (S)	20-6W	65,287
1/12at San Francisco (S)	10-28L	65,292

1991 (14-2)

COACH JOE GIBBS

9/1vs. Detroit	45-0W	52,958
9/9at Dallas (M)	33-31W	63,025
9/15vs. Phoenix	34-0W	54,662
9/22at Cincinnati	34-27W	52,038
9/30vs. Philadelphia (M)	23-0W	55,198
10/6at Chicago	20-7W	64,941
10/13vs. Cleveland	42-17W	54,715
10/27at NY Giants	17-13W	76,627
11/3vs. Houston	16-13 (OT)W	55,096
11/10vs. Atlanta	56-17W	52,461
11/17at Pittsburgh	41-14W	56,813
11/24vs. Dallas	21-24L	55,561
12/1at Los Angeles Rams	27-6W	55,027
12/8at Phoenix	20-14W	48,373
12/15vs. NY Giants	34-17W	54,722
12/22at Philadelphia	22-24L	58,988

Playoffs

1/4vs. Atlanta (S)	24-7W	55,181
1/12vs. Detroit	41-10W	55,585
Super Bowl XXVI (Minneapolis)				
1/26vs. Buffalo	37-24W	63,130

1992 (9-7)

COACH JOE GIBBS

9/7at Dallas (M)	10-23L	63,538
9/13vs. Atlanta	24-17W	54,343
9/20vs. Detroit	13-10W	55,818
10/4at Phoenix	24-27L	34,488
10/12vs. Denver (M)	34-3W	56,371
10/18vs. Philadelphia	16-12W	56,380
10/25at Minnesota	15-13W	59,098
11/1vs. NY Giants	7-24L	53,647
11/8at Seattle	16-3W	53,616
11/15at Kansas City	15-35L	75,238
11/23at New Orleans (M)	3-20L	68,591
11/29vs. Phoenix	41-3W	53,541
12/6at NY Giants	28-10W	62,998
12/13vs. Dallas	20-17W	56,437
12/20at Philadelphia	13-17L	65,841
12/26vs. Los Angeles Raiders (S)	20-21L	53,032

Playoffs

1/2at Minnesota (S)	24-7W	57,353
1/9at San Francisco (S)	13-20L	64,991

1993 (4-12)

COACH RICHIE PETITBON

9/6vs. Dallas (M)	35-16W	56,345
9/12vs. Phoenix	10-17L	53,525
9/19at Philadelphia	31-34L	65,435
10/4at Miami (M)	10-17L	68,568
10/10vs. NY Giants	7-41L	53,715
10/17at Phoenix	6-36L	48,143
11/1at Buffalo (M)	10-24L	79,106
11/7vs. Indianapolis	30-24W	50,523
11/14at NY Giants	6-20L	76,606
11/21at Los Angeles Rams	6-10L	45,546
11/28vs. Philadelphia	14-17L	46,663
12/5at Tampa Bay	23-17W	49,035
12/11vs. NY Jets (S)	0-3L	47,970
12/19vs. Atlanta	30-17W	50,192
12/26at Dallas	3-38L	64,497
12/31vs. Minnesota (F)	9-14L	42,836

1994 (3-13)

COACH NORV TURNER

9/4vs. Seattle	7-28L	52,930
9/11at New Orleans	38-24W	58,049
9/18at NY Giants	23-31L	77,298
9/25vs. Atlanta	20-27L	53,238
10/2vs. Dallas	7-34L	55,394
10/9at Philadelphia	17-21L	63,947
10/16vs. Arizona	16-19 (OT)L	50,019
10/23at Indianapolis	41-27W	57,879
10/30vs. Philadelphia	29-31L	53,530
11/6vs. San Francisco	22-37L	54,335
11/20at Dallas	7-31L	64,644
11/27vs. NY Giants	19-21L	43,384
12/4at Tampa Bay	21-26L	45,121
12/11at Arizona	15-17L	53,790
12/18vs. Tampa Bay	14-17L	47,315
12/24at Los Angeles Rams (S)	24-21W	25,705

YEARLY RESULTS

1995 (6-10)

COACH NORV TURNER

9/3vs. Arizona	27-7W	52,731
9/10vs. Oakland	8-20L	54,548
9/17at Denver	31-38L	71,930
9/24at Tampa Bay	6-14L	49,234
10/1vs. Dallas	27-23W	55,489
10/8at Philadelphia	34-37 (OT)L	65,498
10/15at Arizona	20-24L	42,370
10/22vs. Detroit	36-30 (OT)W	52,332
10/29vs. NY Giants	15-24L	53,310
11/5at Kansas City	3-24L	77,821
11/19vs. Seattle	20-27L	51,298
11/26vs. Philadelphia	7-14L	50,539
12/3at Dallas	24-17W	54,866
12/10at NY Giants	13-20L	48,247
12/17at St. Louis	35-23W	63,760
12/24vs. Carolina	20-17W	42,903

1996 (9-7)

COACH NORV TURNER

9/1vs. Philadelphia	14-17L	53,415
9/8vs. Chicago	10-3W	52,711
9/15at NY Giants	31-10W	71,693
9/22at St. Louis	17-10W	62,303
9/29vs. NY Jets	31-16W	52,068
10/13at New England	27-22W	59,638
10/20vs. NY Giants	31-21W	52,638
10/27vs. Indianapolis	31-16W	54,254
11/3at Buffalo	13-38L	78,002
11/10vs. Arizona	34-37 (OT)L	51,929
11/17at Philadelphia	26-21W	66,834
11/24vs. San Francisco	16-19 (OT)L	54,235
11/28at Dallas (H)	10-21L	64,955
12/8at Tampa Bay	10-24L	44,733
12/15at Arizona	26-27L	34,260
12/22vs. Dallas	37-10W	65,454

1997 (8-7-1)

COACH NORV TURNER

8/31at Carolina	24-10W	72,633
9/7at Pittsburgh	13-14L	58,059
9/14vs. Arizona	19-13 (OT)W	78,270
9/28vs. Jacksonville	24-13W	74,421
10/5at Philadelphia	10-24L	67,008
10/13vs. Dallas (M)	21-16W	76,159
10/19at Tennessee	14-28L	31,042
10/26vs. Baltimore	17-20L	75,067
11/2at Chicago	31-8W	53,032
11/9vs. Detroit	30-7W	75,261
11/16at Dallas	14-17L	75,261
11/23vs. NY Giants	7-7 (OT)T	75,703
11/30vs. St. Louis	20-23L	74,772
12/7at Arizona	38-28W	41,537
12/13at NY Giants (S)	10-30L	77,571
12/21vs. Philadelphia	35-32W	75,939

1998 (6-10)

COACH NORV TURNER

9/6at NY Giants	24-31L	76,629
9/14vs. San Francisco (M)	10-45L	76,798
9/20at Seattle	14-24L	63,336
9/27vs. Denver	16-38L	71,880
10/4vs. Dallas	10-31L	72,284
10/11at Philadelphia	12-17L	66,183
10/18at Minnesota	7-41L	64,004
11/1vs. NY Giants	21-14W	67,976
11/8at Arizona	27-29L	43,159
11/15vs. Philadelphia	28-3W	67,704
11/22vs. Arizona	42-45L	66,435
11/29at Oakland	29-19W	41,409
12/6vs. San Diego	24-20W	65,713
12/13at Carolina	28-25W	46,940
12/19vs. Tampa Bay (S)	20-16W	66,309
12/27at Dallas	7-23L	63,565

1999 (10-6)

COACH NORV TURNER

9/12vs. Dallas	35-41 (OT)L	79,237
9/19at NY Giants	50-21W	77,622
9/26at NY Jets	27-20W	78,161
10/3vs. Carolina	38-36W	76,831
10/17at Arizona	24-10W	55,893
10/24at Dallas	20-38L	64,377
10/31vs. Chicago	48-22W	77,621
11/7vs. Buffalo	17-34L	78,721
11/14at Philadelphia	28-35L	66,591
11/21vs. NY Giants	23-13W	78,641
11/28vs. Philadelphia	20-17 (OT)W	74,741
12/5at Detroit	17-33L	77,693
12/12vs. Arizona	28-3W	75,851
12/19at Indianapolis	21-24L	57,013
12/26at San Francisco	26-20 (OT)W	68,329
1/2vs. Miami	21-10W	78,106

Playoffs

1/8vs. Detroit (S)	27-13W	79,411
1/15at Tampa Bay (S)	13-14L	65,835

2000 (8-8)

NORV TURNER (13) & TERRY ROBISKIE (3)

9/3vs. Carolina	20-17W	80,257
9/10at Detroit	10-15L	74,159
9/18vs. Dallas (M)	21-27L	84,431
9/24at NY Giants	16-6W	78,216
10/1vs. Tampa Bay	20-17 (OT)W	83,532
10/8at Philadelphia	17-14W	65,491
10/15vs. Baltimore	10-3W	83,252
10/22at Jacksonville	35-16W	69,061
10/30vs. Tennessee (M)	21-27L	83,472
11/5at Arizona	15-16L	44,723
11/20at St. Louis (M)	33-20W	66,087
11/26vs. Philadelphia	20-23L	83,284
12/3vs. NY Giants	7-9L	83,485
12/10at Dallas	13-32L	58,183
12/16at Pittsburgh (S)	3-24L	65,711
12/24vs. Arizona	20-3W	63,467

2001 (8-8)

COACH MARTY SCHOTTENHEIMER

9/9at San Diego	3-30L	60,629
9/24at Green Bay (M)	0-37L	59,771
9/30vs. Kansas City	13-45L	76,573
10/7at NY Giants	9-23L	78,651
10/15at Dallas (M)	7-9L	63,941
10/21vs. Carolina	17-14 (OT)W	74,480
10/28vs. NY Giants	35-21W	80,316
11/4vs. Seattle	27-14W	82,352
11/18at Denver	17-10W	74,622
11/25at Philadelphia	13-3W	65,666
12/2vs. Dallas	14-20L	85,112
12/9at Arizona	20-10W	40,056
12/16vs. Philadelphia	6-20L	84,936
12/23vs. Chicago	15-20L	78,884
12/30at New Orleans	40-10W	70,020
1/6vs. Arizona	20-17W	61,721

2002 (7-9)

COACH STEVE SPURRIER

9/8vs. Arizona	31-23W	85,140
9/16vs. Philadelphia (M)	7-37L	84,982
9/22at San Francisco	10-20L	67,541
10/6at Tennessee	31-14W	68,804
10/13vs. New Orleans	27-43L	80,768
10/20at Green Bay	9-30L	63,363
10/27vs. Indianapolis	26-21W	80,169
11/3at Seattle	14-3W	64,325
11/10at Jacksonville	7-26L	66,665
11/17at NY Giants	17-19L	78,727
11/24vs. St. Louis	20-17W	79,823
11/28at Dallas (H)	20-27L	63,606
12/8vs. NY Giants	21-27L	78,635
12/15at Philadelphia	21-34L	65,615
12/22vs. Houston	26-10W	70,291
12/29vs. Dallas	20-14W	84,142

2003 (5-11)

COACH STEVE SPURRIER

9/4vs. NY Jets (H)	16-13W	85,420
9/14at Atlanta	33-31W	70,241
9/21vs. NY Giants	21-24 (OT)L	84,856
9/28vs. New England	20-17W	83,632
10/5at Philadelphia	25-27L	67,792
10/12vs. Tampa Bay	13-35L	85,490
10/19at Buffalo	7-24L	73,149
11/2at Dallas	14-21L	64,002
11/9vs. Seattle	27-20W	80,728
11/16at Carolina	17-20L	73,263
11/23at Miami	23-24L	73,578
11/30vs. New Orleans	20-24L	76,821
12/7at NY Giants	20-7W	78,217
12/14vs. Dallas	0-27L	70,284
12/21at Chicago	24-27L	61,719
12/27vs. Philadelphia (S)	7-31L	76,766

YEARLY RESULTS

2004 (6-10)

COACH JOE GIBBS

9/12vs. Tampa Bay	16-10W90,098
9/19at NY Giants	14-20L78,767
9/27vs. Dallas (M)	18-21L90,367
10/3at Cleveland	13-17L73,348
10/10vs. Baltimore	10-17L90,287
10/17at Chicago	13-10W61,945
10/31vs. Green Bay	14-28L89,295
11/7at Detroit	17-10W62,657
11/14vs. Cincinnati	10-17L87,786
11/21at Philadelphia	6-28L67,720
11/28at Pittsburgh	7-16L63,707
12/5vs. NY Giants	31-7W87,872
12/12vs. Philadelphia	14-17L90,089
12/18at San Francisco (S)	26-16W65,710
12/26at Dallas	10-13L63,705
1/2vs. Minnesota	21-18W76,876

2005 (10-6)

COACH JOE GIBBS

9/11vs. Chicago	9-7W90,138
9/19at Dallas (M)	14-13W65,207
10/2vs. Seattle	20-17 (OT)	..W90,215
10/9at Denver	19-21L75,880
10/16at Kansas City	21-28L78,083
10/23vs. San Francisco	52-17W90,224
10/30at NY Giants	0-36L78,630
11/6vs. Philadelphia	17-10W90,298
11/13at Tampa Bay	35-36L65,421
11/20vs. Oakland	13-16L90,129
11/27vs. San Diego	17-23 (OT)	..L84,930
12/4at St. Louis	24-9W65,701
12/11at Arizona	17-13W46,654
12/18vs. Dallas	35-7W90,588
12/24vs. NY Giants (S)	35-20W90,477
1/1at Philadelphia	31-20W67,700
Playoffs				
1/7at Tampa Bay (S)	17-10W65,514
1/14at Seattle (S)	10-20L67,551

2006 (5-11)

COACH JOE GIBBS

9/11vs. Minnesota (M)	16-19L90,608
9/17at Dallas	10-27L63,152
9/24at Houston	31-15W70,069
10/1vs. Jacksonville	36-30 (OT)	..W89,450
10/8at NY Giants	3-19L78,653
10/15vs. Tennessee	22-25L88,550
10/22at Indianapolis	22-36L57,274
11/5vs. Dallas	22-19W90,250
11/12at Philadelphia	3-27L65,699
11/19at Tampa Bay	17-20L69,143
11/26vs. Carolina	17-13W85,450
12/3vs. Atlanta	14-24L86,436
12/10vs. Philadelphia	19-21L84,164
12/17at New Orleans	16-10W69,052
12/24at St. Louis	31-37 (OT)	..L62,324
12/30vs. NY Giants (S)	28-34L86,141

2007 (9-7)

COACH JOE GIBBS

9/9vs. Miami	16-13 (OT)	..W90,163
9/17at Philadelphia (M)	20-12W67,726
9/23vs. NY Giants	17-24L90,803
10/7vs. Detroit	34-3W88,944
10/14at Green Bay	14-17L70,761
10/21vs. Arizona	21-19W85,640
10/28at New England	7-52L68,756
11/4at NY Jets	23-20 (OT)	..W76,663
11/11vs. Philadelphia	25-33L90,218
11/18at Dallas	23-28L63,706
11/25at Tampa Bay	13-19L65,596
12/2vs. Buffalo	16-17L85,831
12/6vs. Chicago (H)	24-16W82,213
12/16at NY Giants	22-10W77,899
12/23at Minnesota	32-21W63,634
12/30vs. Dallas	27-6W90,910
Playoffs				
1/5at Seattle (S)	14-35L68,297

2008 (8-8)

COACH JIM ZORN

9/4at NY Giants (H)	7-16L79,742
9/14vs. New Orleans	29-24W88,246
9/21vs. Arizona	24-17W90,060
9/28at Dallas	26-24W63,462
10/5at Philadelphia	23-17W69,144
10/12vs. St. Louis	17-19L90,376
10/19vs. Cleveland	14-11W90,487
10/26at Detroit	25-17W54,312
11/3vs. Pittsburgh (M)	6-23L90,512
11/16vs. Dallas	10-14L90,830
11/23at Seattle	20-17W67,771
11/30vs. NY Giants	7-23L85,912
12/7at Baltimore	10-24L71,438
12/14at Cincinnati	13-20L63,996
12/21vs. Philadelphia	10-3W82,412
12/28at San Francisco	24-27L67,519

2009 (4-12)

COACH JIM ZORN

9/13at NY Giants	17-23L78,206
9/20vs. St. Louis	9-7W87,780
9/27at Detroit	14-19L40,896
10/4vs. Tampa Bay	16-13W86,412
10/11at Carolina	17-20L73,487
10/18vs. Kansas City	6-14L79,572
10/26vs. Philadelphia (M)	17-27L88,241
11/8at Atlanta	17-31L67,982
11/15vs. Denver	27-17W85,247
11/22at Dallas	6-7L85,277
11/29at Philadelphia	24-27L69,144
12/6vs. New Orleans	30-33 (OT)	..L84,520
12/13at Oakland	34-13W44,506
12/21vs. NY Giants (M)	12-45L78,359
12/27vs. Dallas	0-17L88,221
1/3at San Diego	20-23L67,554

2010 (6-10)

COACH MIKE SHANAHAN

9/12vs. Dallas	13-7W90,670
9/19vs. Houston	27-30 (OT)	..L88,240
9/26at St. Louis	16-30L52,370
10/3at Philadelphia	17-12W69,144
10/10vs. Green Bay	16-13 (OT)	..W87,760
10/17vs. Indianapolis	24-27L87,883
10/24at Chicago	17-14W62,155
10/31at Detroit	25-37L46,329
11/15vs. Philadelphia (M)	28-59L84,912
11/21at Tennessee	19-16 (OT)	..W69,143
11/28vs. Minnesota	13-17L83,602
12/5at NY Giants	7-31L78,861
12/12vs. Tampa Bay	16-17L66,124
12/19at Dallas	30-33L86,904
12/26at Jacksonville	20-17 (OT)	..W63,470
1/2vs. NY Giants	14-17L76,189

2011 (5-11)

COACH MIKE SHANAHAN

9/11vs. NY Giants	28-14W80,121
9/18vs. Arizona	22-21W76,330
9/26at Dallas (M)	16-18L91,017
10/2at St. Louis	17-10W56,113
10/16vs. Philadelphia	13-20L80,447
10/23at Carolina	20-33L73,245
10/30at Buffalo	0-23L51,579
11/6vs. San Francisco	11-19L78,032
11/13at Miami	9-20L57,007
11/20vs. Dallas	24-27 (OT)	..L80,122
11/27at Seattle	23-17W66,007
12/4vs. NY Jets	19-34L74,121
12/11vs. New England	27-34L77,825
12/18at NY Giants	23-10W78,861
12/24vs. Minnesota (S)	26-33L68,370
1/1at Philadelphia	10-34L69,144

2012 (10-6)

COACH MIKE SHANAHAN

9/9at New Orleans	40-32W72,180
9/16at St. Louis	28-31L53,979
9/23vs. Cincinnati	31-38L80,060
9/30at Tampa Bay	24-22W58,191
10/7vs. Atlanta	17-24L75,337
10/14vs. Minnesota	38-26W78,476
10/21at NY Giants	23-27L81,352
10/28at Pittsburgh	12-27L62,371
11/4vs. Carolina	13-21L79,767
11/18vs. Philadelphia	31-6W79,327
11/22at Dallas (H)	38-31W90,166
12/3vs. NY Giants	17-16W80,246
12/9vs. Baltimore	31-28 (OT)	..W81,178
12/16at Cleveland	38-21W65,083
12/23at Philadelphia	27-20W69,144
12/30vs. Dallas	28-18W82,845

Playoffs

1/6vs. Seattle	14-24L84,435
-----	------------------	-------	--------	-------------

YEARLY RESULTS

2013 (3-13)

COACH MIKE SHANAHAN

9/9vs. Philadelphia	27-33.....L	82,743
9/15at Green Bay	20-38.....L	78,020
9/22vs. Detroit	20-27.....L	80,111
9/29at Oakland	24-14.....W	53,549
10/13at Dallas	16-31.....L	90,239
10/20vs. Chicago	45-41.....W	83,147
10/27at Denver	21-45.....L	77,031
11/3vs. San Diego	30-24 (OT) ..W	80,115
11/7at Minnesota (H)	27-34.....L	64,011
11/17at Philadelphia	16-24.....L	69,144
11/25vs. San Francisco	6-27.....L	79,773
12/1vs. NY Giants	17-24.....L	75,220
12/8vs. Kansas City	10-45.....L	56,247
12/15at Atlanta	26-27.....L	70,069
12/22vs. Dallas	23-24.....L	80,411
12/29at NY Giants	6-20.....L	80,177

2014 (4-12)

COACH JAY GRUDEN

9/7at Houston	6-17.....L	71,770
9/14vs. Jacksonville	41-10.....W	80,037
9/21at Philadelphia	34-37.....L	69,596
9/25vs. NY Giants (H)	14-45.....L	80,573
10/6vs. Seattle (M)	17-27.....L	79,522
10/12at Arizona	20-30.....L	61,159
10/19vs. Tennessee	19-17.....W	75,227
10/27at Dallas (M)	20-17.....W	87,055
11/2at Minnesota	26-29.....L	52,252
11/16vs. Tampa Bay	7-27.....L	77,442
11/23at San Francisco	13-17.....L	70,799
11/30at Indianapolis	27-49.....L	65,352
12/7vs. St. Louis	0-24.....L	71,120
12/14at NY Giants	13-24.....L	77,628
12/20vs. Philadelphia (S)	27-24.....W	78,897
12/28vs. Dallas	17-44.....L	80,897

LEGEND

(M) Monday (T) Tuesday (W) Wednesday
 (H) Thursday (F) Friday (S) Saturday
 All other games played on Sunday

YEARLY STATISTICAL RANKINGS

YEARLY STATISTICAL RANKINGS (SINCE 1970)

Year	Teams	OFFENSE				DEFENSE				SPECIAL TEAMS				TO Ratio
		Total	Run	Pass	Pts.	Total	Run	Pass	Pts.	KR Avg.	PR Avg.	KR Cov.	PR Cov.	
2014	32	13	19	11	26	20	12	24	29	25	21	23	19	30 (-12)
2013	32	9	5	16	23	18	17	20	30	32	28	11	32	25 (-8)
2012	32	5	1	20	4	28	5	30	22	16	17	12	8	3 (+17)
2011	32	16	25	14	26	13	18	12	21	27	21	2	10	30 (-14)
2010	32	18	30	8	25	31	26	31	21	14	10	2	29	19 (-4)
2009	32	22	27	16	26	10	16	8	18	24	30	3	6	28 (-11)
2008	32	19	8	23	28	4	8	7	6	4	22	4	27	17 (0)
2007	32	15	12	14	18	8	4	16	11	8	26	3	6	21 (-5)
2006	32	13	4	21	20	31	27	23	27	19	14	4	8	23 (-5)
2005	32	11	7	21	13	9	13	10	9	11	28	6	2	14 (+1)
2004	32	30	21	29	31	3	2	7	5	12	20	13	26	20 (-1)
2003	32	23	22	21	22	25	24	14	24	9	15	9	18	10 (+2)
2002	32	20	13	21	25	5	12	5	21	20	11	24	28	29 (-14)
2001	31	28	8	30	28	10	20	6	13	19	12	1	16	11 (+6)
2000	31	11	19	10	24	4	22	2	7	26	15	31	20	17 (E)
1999	31	2	9	6	2	30	27	26	24	18	23	25	22	4 (+12)
1998	30	15	18	13	17	24	28	5	28	19	10	26	7	24 (-8)
1997	30	16	21	11	15	16	28	3	8	17	6	19	3	14 (+1)
1996	30	9	7	15	8	28	30	20	13	19	9	12	5	4 (+12)
1995	30	18	7	20	18	18	29	7	21	1	1	9	4	6 (+5)
1994	28	17	24	11	13	26	27	20	28	4	1	22	20	27 (-17)
1993	28	26	16	26	25	26	26	20	23	10	24	18	21	14 (E)
1992	28	12	13	12	14	7	13	6	8	8	14	18	28	2 (+10)
1991	28	4	7	5	1	3	3	9	2	13	2	10	4	1 (+18)
1990	28	4	6	5	4	14	9	16	13	24	15	6	5	6 (+5)
1989	28	2	14	1	5	9	2	21	13	9	16	20	26	12 (+5)
1988	28	6	25	2	10	16	9	22	26	24	22	4	28	28 (-24)
1987	28	3	7	4	4	18	10	24	6	17	7	25	6	16 (-3)
1986	28	5	17	6	9	21	14	20	9	14	4	17	4	17 (-4)
1985	28	14	2	23	20	3	8	1	11	8	4	22	15	21 (-6)
1984	28	9	4	19	3	18	2	25	11	15	12	9	2	4 (+15)
1983	28	3	3	7	1	12	1	28	11	6	19	15	22	1 (+43)
1982	28	7	10	12	12	4	8	7	1	4	16	2	2	2 (+8)
1981	28	9	12	10	10	10	21	9	16	1	17	5	12	16 (-2)
1980	28	23	13	20	25	7	27	1	8	5	2	4	9	4 (+9)
1979	28	18	12	22	10	17	12	18	10	8	14	1	1	1 (+22)
1978	28	19	22	14	17	17	24	10	10	4	7	1	7	22 (-5)
1977	28	20	23	18	21	19	18	17	4	6	17	2	2	11 (+3)
1976	28	17	14	16	11	13	19	9	9	11	1	1	10	11 (+4)
1975	26	8	20	2	10	15	16	16	11	15	19	9	3	18 (-9)
1974	26	12	23	1	4	2	3	5	4	1	14	10	12	1 (+20)
1973	26	18	25	6	6	9	4	18	6	1	11	3	13	4 (+12)
1972	26	11	10	12	7	4	7	6	3	6	21	11	1	7 (+6)
1971	26	13	14	10	12	4	4	12	4	21	2	1	6	9 (+6)
1970	26	9	5	17	11	24	25	15	21	20	26	22	13	9 (+4)

YEARLY STATISTICAL RANKINGS

YEARLY STATISTICAL RANKINGS (PRIOR TO 1970 MERGER)

Year	Teams	OFFENSE				DEFENSE				SPECIAL TEAMS			
		Total	Run	Pass	Pts.	Total	Run	Pass	Pts.	KR Avg.	PR Avg.	KR Cov.	PR Cov.
1969	22	13	19	8	10	19	24	7	16	10	4	15	14
1968	22	20	26	9	18	21	25	16	21	7	8	4	16
1967	22	5	24	2	9	24	19	25	17	10	7	8	8
1966	22	13	22	5	5	21	17	18	19	12	5	4	10
1965	22	19	22	11	19	4	15	3	10	13	2	8	1
1964	21	17	21	11	12	7	16	5	10	14	11	11	5
1963	21	10	20	4	18	19	17	19	20	1	1	3	4
1962	21	15	22	5	13	22	9	21	18	1	11	4	2
1961	21	22	22	19	22	19	7	22	19	4	11	7	8
1960	21	21	18	21	20	15	10	13	17	6	12	1	11
1959	12	9	2	12	12	12	12	12	12	10	10	8	2
1958	13	8	3	10	11	11	8	12	6	5	9	5	9
1957	13	7	3	11	6	7	6	9	5	6	1	4	2
1956	13	11	9	11	10	4	4	5	6	11	2	10	8
1955	13	11	3	11	7	3	2	6	2	3	2	8	10
1954	13	11	4	12	10	12	10	12	12	10	9	7	10
1953	13	8	4	11	8	7	11	1	3	11	2	12	3
1952	13	6	6	8	9	7	10	1	9	11	5	9	11
1951	13	9	4	11	11	10	9	5	10	10	9	4	5
1950	13	8	7	6	10	9	10	7	10	3	11	5	9
1949	10	4	7	3	6	10	9	8	9	7	8	7	7
1948	8	4	7	1	6	6	6	4	6	4	6	9	7
1947	8	2	7	1	4	8	4	8	10	1	9	10	6
1946	8	4	5	6	7	1	2	3	4	2	9	4	10
1945	8	1	2	2	4	2	3	1	1	4	2	5	6
1944	8	3	9	1	7	6	9	3	7	10	7	5	10
1943	8	3	5	3	3	3	7	2	1	3	5	6	1
1942	10	3	3	3	3	2	2	1	2	1	4	5	6
1941	9	5	6	4	4	3	2	5	5	9	3	1	3
1940	9	2	6	1	1	9	4	10	3	-	-	-	-
1939	9	2	2	3	2	1	2	1	2	-	-	-	-
1938	9	2	5	1	5	3	4	3	5	-	-	-	-
1937	9	2	4	2	3	1	2	5	4	-	-	-	-
1936	9	6	6	3	4	1	1	4	3	-	-	-	-
1935	11	5	6	7	8	5	1	5	6	-	-	-	-
1934	11	8	5	8	7	6	9	7	5	-	-	-	-
1933	10	1	1	8	6	7	3	10	5	-	-	-	-
1932	8	7	5	8	7	-	-	-	4	-	-	-	-

YEARLY STATS (SINCE 1970)

1970 (6-8)

COACH BILL AUSTIN

Sept. 20	L	17-26	at San Francisco	34,984
Sept. 27	L	17-27	at St. Louis	44,246
Oct. 4	W	33-21	at Philadelphia	60,658
Oct. 11	W	31-10	Detroit	50,414
Oct. 19	L	20-34	at Oakland	54,471
Oct. 25	W	20-0	Cincinnati	50,415
Nov. 1	W	19-3	at Denver	50,705
Nov. 8	L	19-10	Minnesota	50,415
Nov. 15	L	33-35	at New York Giants	62,915
Nov. 22	L	21-45	Dallas	50,415
Nov. 29	L	24-27	New York Giants	50,415
Dec. 6	L	0-34	at Dallas	57,936
Dec. 13	W	24-6	Philadelphia	50,415
Dec. 20	W	28-27	St. Louis	50,415

TOTAL FIRST DOWNS		Redskins	Opponents
Rushing		249	266
Passing		122	125
Penalty		100	125
TOTAL NET YARDS		Redskins	Opponents
Avg. Per Game		295.1	309.6
Total Plays		815	866
Avg. Per Play		5.1	5.0
NET YARDS RUSHING		Redskins	Opponents
Avg. Per Game		144.4	147.9
Total Rushes		444	468
NET YARDS PASSING		Redskins	Opponents
Avg. Per Game		150.6	161.8
Sacked/Yards Lost		29/249	24/169
Gross Yards		2,357	2,434
Att./Completions		342/203	374/205
Completion Pct.		59.4	54.8
Had Intercepted		10	15
PUNT/AVERAGE		Redskins	Opponents
		61/40.9	56/39.3
PENALTIES/YARDS		Redskins	Opponents
		65/613	87/930
FUMBLES/LOST		Redskins	Opponents
		26/14	22/13
TOUCHDOWNS		Redskins	Opponents
Rushing		11	19
Passing		23	14
Returns		0	4

SCORE BY PERIODS		1	2	3	4	OT	PTS
REDSKINS		68	75	72	82	0	297
Opponents		51	89	83	91	0	314

SCORING		TD	Ru	Pa	Rt	Pat	FG	S	TP
Knight		0	0	0	0	33/34	20/27	0	93
Smith		9	0	9	0	0/0	0/0	0	54
Taylor		8	0	8	0	0/0	0/0	0	48
Brown		7	5	2	0	0/0	0/0	0	42
Harroway		5	5	0	0	0/0	0/0	0	30
REDSKINS		34	11	23	0	33/34	20/27	0	297
Opponents		37	19	14	4	36/37	18/26	0	314

RUSHING		No.	Yds.	Avg	Long	TD
Brown		237	1,125	4.8	75	5
Harroway		146	577	4.0	57	5
Dyer		21	102	4.9	12	0
REDSKINS		444	2,021	4.6	75	11
Opponents		468	2,068	4.5	40	19

PASSING		Att	Comp	Yds	Cmp%	Yds/Att
Jurgensen		337	202	2,354	59.9	7.0
REDSKINS		342	203	2,357	59.4	6.9
Opponents		374	205	2,434	54.8	6.5

RECEIVING		No.	Yds.	Avg	Long	TD
Smith		43	575	13.4	41	9
Taylor		42	593	14.1	41	8
Brown		37	341	9.2	66	2
REDSKINS		203	2,357	11.6	66	23
Opponents		205	2,434	11.9	57	14

INTERCEPTIONS		No.	Yds	Avg.	Long	TD
Owens		4	86	21.5	32	0
Bass		4	37	9.3	22	0
R. Harris		3	67	22.3	25	0
REDSKINS		15	240	16.0	32	0
Opponents		10	181	18.1	41	1

PUNTING		No.	Yds	Avg	Long	Blk
Bragg		61	2,493	40.9	66	1
Opponents		56	2,199	39.3	68	1

PUNT RETURNS		Ret	Yds	Avg	TD
R. Harris		14	10	0.7	0
REDSKINS		27	45	1.7	0
Opponents		35	259	7.4	0

KICKOFF RETURNS		No.	Yds	Avg	TD
Vactor		28	700	25.0	0
REDSKINS		61	1,223	20.0	0
Opponents		49	1,181	24.1	1

FIELD GOALS		1-19	20-29	30-39	40-49	50+
Knight		6/6	5/5	5/7	4/9	0/0
Opponents		3/3	6/10	5/5	4/7	0/1

NOTABLE
Record (Finish): 6-8 (4th NFC East)

National Honors: RB Larry Brown: PFWA All-Pro Team, All-NFC Team, Pro Bowl; C Len Hauss: Pro Bowl; LB Chris Hanburger: All-NFC Team.

Starters: Offense: WR Charley Taylor (14), LT Jim Snowden (14), LG Ray Schoenke (13), C Len Hauss (14), RG Vince Promuto (3), RT Walter Rock (13), TE Jerry Smith (14), WR Pat Richter (1), QB Sonny Jurgensen (14), RB Larry Brown (13), RB Charlie Harraway (13), RG/LG (5/1), RG Roy Schmidt (6), WR Walter Roberts (12), RT Steve Wright (1), WR/RB Henry Dyer (1/1).

Defense: LE/RE Leo Carroll (5/2), LT Floyd Peters (9), RT/RE Bill Brundige (13/1), RE Bruce Anderson (8), LLB Harold McLinton (13), MLB Marlin McKeever (12), RLB Chris Hanburger (14), LCB Pat Fischer (14), RCB Mike Bass (14), LS Brig Owens (14), RS Rickie Harris (12), RS Jon Jaqua (2), LLB Tom Roussel (1), MLB Rusty Tillman (2), LT Manny Sistrunk (3), RE/LT/RT Frank Bosch (3/2/1), LE John Hoffman (9).

YEARLY STATS (SINCE 1970)

1971 (9-4-1)

COACH GEORGE ALLEN

Sept. 19	W	24-17	at St. Louis	46,805
Sept. 26	W	30-3	at New York Giants	62,795
Oct. 3	W	20-16	at Dallas	72,000
Oct. 10	W	22-13	Houston	53,041
Oct. 17	W	20-0	St. Louis	53,041
Oct. 24	L	20-27	at Kansas City	51,989
Oct. 31	W	24-14	New Orleans	53,041
Nov. 7	T	7-7	Philadelphia	53,041
Nov. 14	L	15-16	at Chicago	55,049
Nov. 21	L	0-13	Dallas	53,041
Nov. 28	W	20-13	at Philadelphia	65,358
Dec. 5	W	23-7	New York Giants	53,041
Dec. 13	W	38-24	at Los Angeles	80,402
Dec. 19	L	13-20	Cleveland	53,041
			Playoffs	
Dec. 26	L	20-24	at San Francisco	45,327

	Redskins	Opponents
TOTAL FIRST DOWNS	212	214
Rushing	76	72
Passing	113	120
Penalty	23	22
TOTAL NET YARDS	4,029	3,523
Avg. Per Game	287.8	251.6
Total Plays	828	855
Avg. Per Play	4.9	4.1
NET YARDS RUSHING	1,756	1,396
Avg. Per Game	125.4	99.7
Total Rushes	477	408
NET YARDS PASSING	2,273	2,127
Avg. Per Game	162.4	151.9
Sacked/Yards Lost	17/118	36/321
Gross Yards	2,391	2,448
Att./Completions	334/182	411/191
Completion Pct.	54.5	46.5
Had Intercepted	15	29
PUNT/AVERAGE	59/40.5	76/41.4
PENALTIES/YARDS	80/796	92/715
FUMBLES/LOST	32/20	22/12
TOUCHDOWNS	27	20
Rushing	8	7
Passing	13	11
Returns	6	2

SCORE BY PERIODS	1	2	3	4	OT	PTS
REDSKINS	77	103	36	60	0	276
Opponents	26	42	39	83	0	190

SCORING	TD	Ru	Pa	Rt	Pat	FG	S	TP
Knight	0	0	0	0	27/27	29/49	0	114
Brown	6	4	2	0	0/0	0/0	0	36
Jefferson	4	0	4	0	0/0	0/0	0	24
Taylor	4	0	4	0	0/0	0/0	0	24
Harraway	2	2	0	0	0/0	0/0	0	12
REDSKINS	27	8	13	6	27/27	29/49	0	276
Opponents	20	7	11	2	19/20	17/33	0	190

RUSHING	No.	Yds	Avg	Long	TD
Brown	253	948	3.7	34	4
Harraway	156	635	4.1	57	2
Mason	31	85	2.7	11	0
REDSKINS	477	1,756	3.7	57	8
Opponents	408	1,396	3.4	40	7

PASSING	Att	Comp	Yds	Cmp%	Yds/Att	TD	TD%	Int	Int%	Long	Sack/Lost	Rating
Kilmer	306	166	2,221	54.2	7.3	13	4.3	13	4.3	71	16/110	74.0
Jurgensen	28	16	170	57.1	6.1	0	0.0	2	7.1	30	1/8	45.5
REDSKINS	334	182	2,391	54.4	7.2	13	3.8	15	4.4	71	17/118	71.6
Opponents	411	191	2,448	46.4	6.0	11	2.6	29	7.1	71	36/321	45.1

RECEIVING	No.	Yds	Avg	Long	TD
Jefferson	47	701	14.9	70	4
Dowler	26	352	13.5	30	0
Taylor	24	370	15.4	71	4
REDSKINS	182	2391	13.1	71	13
Opponents	191	2448	12.8	58	11

INTERCEPTIONS	No.	Yds	Avg.	Long	TD
Bass	8	78	10.00	38	1
Petitbon	5	102	20.4	42	0
Pardee	5	58	11.6	20	1
REDSKINS	29	480	16.6	53	5
Opponents	15	284	18.9	82	1

PUNTING	No.	Yds	Avg	Long	Blk
Bragg	59	2,391	40.5	59	1
Opponents	76	3,147	41.4	59	0

PUNT RETURNS	Ret	Yds	Avg	TD
Duncan	22	233	10.6	0
REDSKINS	44	416	9.5	0
Opponents	16	87	5.4	0

KICKOFF RETURNS	No.	Yds	Avg	TD
Duncan	27	724	26.8	1
REDSKINS	43	913	21.2	1
Opponents	61	1,070	17.5	1

FIELD GOALS	1-19	20-29	30-39	40-49	50+
Knight	10/12	6/9	8/14	3/11	2/3
Opponents	5/5	6/7	3/9	3/9	0/3

NOTABLE
Record (Finish): 9-4-1 (2nd NFC East)

National Honors: RB Larry Brown: All-NFC Team, Pro Bowl; C Len Hauss: Pro Bowl; WR Roy Jefferson: All-NFC Team, Pro Bowl; K Curt Knight: PFWA All-Pro Team, Pro Bowl; LB Jack Pardee: All-NFC Team; Coach George Allen: PGWA Coach of the Year.

Starters: Offense: WR Charley Taylor (6), LT Jim Snowden (14), LG Ray Schoenke (14), C Len Hauss (14), RG John Wilbur (14), RT Walter Rock (14), TE Jerry Smith (7), WR Roy Jefferson (4), QB Billy Kilmer (13), RB Larry Brown (13), RB Charlie Harraway (14), QB Sonny Jurgensen (1), WR Boyd Dowler (7), WR Clifton McNeil (1), TE Mack Alston (7), RB Tommy Mason (1).

Defense: LE Ron McDole (14), LT Manny Sistrunk (14), RT Diron Talbert (14), RE Verlon Biggs (13), LLB Jack Pardee (14), MLB Myron Pottios (14), RLB Chris Hanburger (14), LCB Pat Fischer (14), RCB Mike Bass (14), LS Richie Petitbon (13), RS Brig Owens (14), RE Jimmie Jones (1), LS Jon Jaqua (1).

YEARLY STATS (SINCE 1970)

1972 (11-3)

COACH GEORGE ALLEN

Sept. 18	W	24-21	at Minnesota	47,900
Sept. 24	W	24-10	St. Louis	53,039
Oct. 1	L	23-24	at New England	60,999
Oct. 8	W	14-0	Philadelphia	53,039
Oct. 15	W	33-3	at St. Louis	50,454
Oct. 22	W	24-20	Dallas	53,039
Oct. 29	W	23-16	at New York Giants	62,878
Nov. 5	W	35-17	at New York Jets	63,962
Nov. 12	W	27-13	New York Giants	53,039
Nov. 20	W	24-13	Atlanta	53,039
Nov. 26	W	21-16	Green Bay	53,039
Dec. 3	W	23-7	at Philadelphia	65,720
Dec. 9	L	24-34	at Dallas	65,136
Dec. 17	L	17-24	Buffalo	53,039
			Playoffs	
Dec. 24	W	16-3	Green Bay	53,140
Dec. 31	W	26-3	Dallas	53,129
			Super Bowl VII - Los Angeles	
Jan. 14	L	7-14	Miami	90,182

	Redskins	Opponents
TOTAL FIRST DOWNS	237	233
Rushing	110	95
Passing	106	108
Penalty	21	20
TOTAL NET YARDS	4,275	3,695
Avg. Per Game	305	264
Total Plays	808	830
Avg. Per Play	5.3	4.5
NET YARDS RUSHING	2,082	1,733
Avg. Per Game	149	124
Total Rushes	513	427
NET YARDS PASSING	2,193	1,872
Avg. Per Game	157	134
Sacked/Yards Lost	11/88	35/268
Gross Yards	2,281	2,140
Att./Completions	284/159	368/186
Completion Pct.	55.9	50.5
Had Intercepted	15	17
PUNT/AVERAGE	59/38.5	69/40.7
PENALTIES/YARDS	78/721	64/668
FUMBLES/LOST	27/11	28/16
TOUCHDOWNS	42	23
Rushing	17	12
Passing	21	10
Returns	4	1

SCORE BY PERIODS	1	2	3	4	OT	PTS
REDSKINS	30	105	92	109	0	336
Opponents	58	56	43	61	0	218

SCORING	TD	Ru	Pa	Rt	Pat	FG	S	TP
Knight	0	0	0	0	40/42	14/30	0	82
Brown	12	8	4	0	0/0	0/0	0	72
Smith	7	0	7	0	0/0	0/0	0	42
Taylor	7	0	7	0	0/0	0/0	0	42
Harraway	6	6	0	0	0/0	0/0	0	36
REDSKINS	42	17	21	4	40/42	14/30	1	336
Opponents	23	12	10	1	23/23	19/34	0	218

RUSHING	No.	Yds	Avg	Long	TD
Brown	285	1,216	4.3	38	8
Harraway	148	567	3.8	24	6
Mul-Key	33	155	4.7	35	1
REDSKINS	513	2,082	4.1	38	17
Opponents	427	1,733	4.1	41	12

PASSING	Att	Comp	Yds	Cmp%	Yds/Att	TD	TD%	Int	Int%	Long	Sack/Lost	Rating
Kilmer	225	120	1,648	53.3	7.3	19	8.4	11	4.9	89	9/67	84.6
Jurgensen	59	39	633	66.1	10.7	2	3.4	4	6.8	36	2/21	84.9
REDSKINS	284	159	2,281	55.9	8.0	21	7.4	15	5.3	89	11/88	84.8
Opponents	368	186	2,140	50.5	5.8	10	2.7	17	4.6	40	35/268	58.2

RECEIVING	No.	Yds	Avg	Long	TD
Taylor	49	673	13.7	70	7
Jefferson	35	550	15.7	45	3
Brown	32	473	14.8	89	4
REDSKINS	159	2,281	14.3	89	21
Opponents	186	2,140	11.5	40	10

INTERCEPTIONS	No.	Yds	Avg.	Long	TD
Hanburger	4	98	24.5	41	1
Fischer	4	61	15.3	35	0
Bass	3	53	17.7	29	0
REDSKINS	17	287	16.9	41	1
Opponents	15	160	10.7	49	1

PUNTING	No.	Yds	Avg	Long	Blk
Bragg	59	2,273	38.5	62	0
Opponents	69	2802	40.7	58	3

PUNT RETURNS	Ret	FC	Yds	Avg	Lg	TD
Vactor	17	14	88	5.2	28	0
REDSKINS	34	22	159	4.7	28	0
Opponents	20	28	39	2.0	13	0

KICKOFF RETURNS	No.	Yds	Avg	Lg	TD
Duncan	15	364	24.3	41	0
REDSKINS	48	1,133	23.6	44	0
Opponents	53	1,191	22.5	77	0

FIELD GOALS	1-19	20-29	30-39	40-49	50+
Knight	4/4	0/3	6/11	4/8	0/4
Opponents	6/6	4/7	4/9	4/9	1/3

NOTABLE
Record (Finish): 11-3 (NFC Champions)

National Honors: RB Larry Brown: PFWA All-Pro Team, NEA All-Pro Team, All-NFC Team, Pro Bowl; PR Speedy Duncan: Pro Bowl; LB Chris Hanburger: PFWA All-Pro Team, NEA All-Pro Team, All-NFC Team, Pro Bowl; C Len Hauss: PFWA All-Pro Second Team, NEA All-Pro Team, Pro Bowl; QB Billy Kilmer: All-NFC Team, Pro Bowl; WR Charley Taylor: Pro Bowl; DE Verlon Biggs: PFWA All-Pro Second Team; CB Pat Fischer: NEA All-Pro Second Team.

Starters: Offense: WR Charley Taylor (14), LT Terry Hermeling (14), LG Paul Laaveg (14), C Len Hauss (14), RG John Wilbur (14), RT Walter Rock (14), TE Jerry Smith (14), WR Roy Jefferson (14), QB Billy Kilmer (10), RB Larry Brown (12), RB Charlie Harraway (14), QB Sonny Jurgensen (4), RB Bob Brunet (1), RB Herb Mul-Key (1)

Defense: LE Ron McDole (14), LT Manny Sistrunk (4), RT Diron Talbert (14), RE Verlon Biggs (14), LLB Jack Pardee (13), MLB/LLB Harold McLinton (7/1), RLB Chris Hanburger (14), LCB Pat Fischer (14), RCB Mike Bass (14), LS Richie Petitbon (3), RS Roosevelt Taylor (14), RT Bill Brundige (10), MLB Myron Pottios (7), LS Brig Owens (11).

YEARLY STATS (SINCE 1970)

1973 (10-4)

COACH GEORGE ALLEN

Sept. 16	W	38-0	San Diego	53,589
Sept. 23	L	27-34	at St. Louis	50,316
Sept. 30	W	28-7	at Philadelphia	64,147
Oct. 8	W	14-7	Dallas	54,314
Oct. 14	W	21-3	at New York Giants	70,168
Oct. 21	W	31-13	St. Louis	54,381
Oct. 28	L	3-19	at New Orleans	66,315
Nov. 5	L	16-21	at Pittsburgh	49,220
Nov. 11	W	33-9	San Francisco	54,381
Nov. 18	W	22-14	Baltimore	52,675
Nov. 22	W	20-0	at Detroit	46,807
Dec. 2	W	27-24	New York Giants	53,590
Dec. 9	L	7-27	at Dallas	62,195
Dec. 16	W	38-20	Philadelphia	49,484
Dec. 22	L	20-27	at Minnesota	45,475

	Redskins	Opponents
TOTAL FIRST DOWNS	232	233
Rushing	76	89
Passing	131	119
Penalty	25	25
TOTAL NET YARDS	3,797	3,774
Avg. Per Game	271.2	269.6
Total Plays	862	937
Avg. Per Play	4.4	4.0
NET YARDS RUSHING	1,439	1,603
Avg. Per Game	102.4	114.5
Total Rushes	459	480
NET YARDS PASSING	2,358	2,171
Avg. Per Game	168.8	155.0
Sacked/Yards Lost	31/202	53/360
Gross Yards	2,560	2,531
Att./Completions	373/209	404/203
Completion Pct.	56.2	50.2
Had Intercepted	14	26
PUNT/AVERAGE	64/40.3	81/38.4
PENALTIES/YARDS	81/771	86/708
FUMBLES/LOST	32/18	35/18
TOUCHDOWNS	37	21
Rushing	9	8
Passing	20	12
Returns	8	1

SCORE BY PERIODS	1	2	3	4	OT	PTS
REDSKINS	72	70	57	126	0	325
Opponents	44	62	45	47	0	198

SCORING	TD	Ru	Pa	Rt	Pat	FG	S	TP
Knight	0	0	0	0	37/37	22/42	0	103
Brown	14	8	6	0	0/0	0/0	0	84
C. Taylor	7	0	7	0	0/0	0/0	0	42
Harraway	4	1	3	0	0/0	0/0	0	24
REDSKINS	37	9	20	8	37/37	22/42	0	325
Opponentss	21	8	12	1	21/21	17/28	0	198

RUSHING	No.	Yds	Avg	Long	TD
Brown	273	860	3.2	27	8
Harraway	128	452	3.5	16	1
Thomas	32	95	3.0	13	0
REDSKINS	459	1,439	3.1	27	9
Opponents	480	1,603	3.3	35	8

PASSING	Att	Comp	Yds	Cmp%	Yds/Att	TD	TD%	Int	Int%	Long	Sack/Lost	Rating
Kilmer	228	122	1,656	53.7	7.3	14	6.2	9	4.0	64t	15/88	81.3
Jurgensen	145	87	904	60.0	6.2	6	4.1	5	3.4	36	16/114	77.6
REDSKINS	373	209	2,560	56.2	6.9	20	5.4	14	3.8	64t	31/202	75.5
Opponents	404	203	2,531	50.2	6.3	12	2.9	26	6.4	73	53/360	53.1

RECEIVING	No.	Yds	Avg	Long	TD
C. Taylor	59	801	13.6	53	7
Jefferson	41	595	14.5	36	1
Brown	40	482	12.0	64	6
REDSKINS	209	2,560	12.2	64	20
Opponents	203	2,531	12.5	73	12

INTERCEPTIONS	No.	Yds	Avg.	Long	TD
Houston	6	32	5.3	22	0
Bass	5	161	32.2	68	1
Owens	5	123	24.6	27	1
REDSKINS	26	598	23.0	68	4
Opponents	14	173	12.4	64	0

PUNTING	No.	Yds	Avg	Long	Blk
Bragg	64	2,581	40.3	61	0
Opponents	81	3,112	38.4	62	4

PUNT RETURNS	Ret	FC	Yds	Avg	Lg	TD
Duncan	28	11	218	7.8	22	0
REDSKINS	40	17	321	8.0	27	0
Opponents	14	30	104	7.4	37	0

KICKOFF RETURNS	No.	Yds	Avg	Lg	TD
Mul-Key	36	1,011	28.1	97	1
REDSKINS	43	1,118	26.0	97	1
Opponents	61	1,237	20.3	97	1

FIELD GOALS	1-19	20-29	30-39	40-49	50+
Knight	8/8	5/7	6/13	3/9	0/5
Opponents	3/3	6/8	6/11	2/5	0/1

NOTABLE
Record (Finish): 10-4 (2nd NFC East)

National Honors: LB Chris Hanburger: NEA All-Pro Team, PFWA All-Pro Second Team, All-NFC Team, Pro Bowl; FS Ken Houston: NEA All-Pro Second Team, PFWA All-Pro Second Team, All-NFC Team, Pro Bowl; KR Herb Mul-Key: Pro Bowl; WR Charley Taylor: Pro Bowl; C Len Hauss: PFWA All-Pro Second Team.

Starters: Offense: WR Charley Taylor (14), LT Terry Hermeling (13), LG Paul Laaveg (14), C Len Hauss (14), RG John Wilbur (14), RT Walter Rock (6), TE Alvin Reed (5), WR Roy Jefferson (14), QB Billy Kilmer (10), RB Larry Brown (14), RB Charlie Harraway (14), LT Ray Schoenke (1), RT George Starke (8), TE Jerry Smith (9), QB Sonny Jurgensen (4).

Defense: LE Ron McDole (14), LT Manny Sistrunk (2), RT Diron Talbert (14), RE Verlon Biggs (14), LLB Dave Robinson (14), MLB Harold McLinton (8), RLB Chris Hanburger (14), LCB Pat Fischer (14), RCB Mike Bass (14), LS Ken Houston (14), RS Brig Owens (14), LT Bill Brundidge (12), MLB Myron Pottios (6).

YEARLY STATS (SINCE 1970)

1974 (10-4)

COACH GEORGE ALLEN

Sept. 15	W	13-10	at New York Giants	51,764
Sept. 22	L	10-17	St. Louis	53,888
Sept. 30	W	30-3	Denver	54,395
Oct. 6	L	17-28	at Cincinnati	56,175
Oct. 13	W	20-17	Miami	54,395
Oct. 20	W	24-3	New York Giants	53,363
Oct. 27	L	20-23	at St. Louis	50,767
Nov. 3	W	17-6	at Green Bay	56,267
Nov. 10	W	27-20	at Philadelphia	65,947
Nov. 17	W	28-21	Dallas	54,395
Nov. 24	W	26-7	Philadelphia	54,395
Nov. 28	L	23-24	at Dallas	63,243
Dec. 9	W	23-17	at Los Angeles	87,313
Dec. 15	W	42-0	Chicago	52,085
Dec. 22	L	10-19	at Los Angeles	80,118

	Redskins	Opponents
TOTAL FIRST DOWNS	249	210
Rushing	77	79
Passing	156	114
Penalty	16	17
TOTAL NET YARDS	4,255	3,275
Avg. Per Game	303.9	234.0
Total Plays	908	843
Avg. Per Play	4.7	3.9
NET YARDS RUSHING	1,440	1,439
Avg. Per Game	102.3	102.8
Total Rushes	471	412
NET YARDS PASSING	2,809	1,839
Avg. Per Game	200.6	131.4
Sacked/Yards Lost	25/176	31/250
Gross Yards	2,978	2,102
Att./Completions	413/254	400/197
Completion Pct.	61.5	49.3
Had Intercepted	11	25
PUNT/AVERAGE	73/38.1	81/38.5
PENALTIES/YARDS	78/661	69/529
FUMBLES/LOST	17/9	28/15
TOUCHDOWNS	38	24
Rushing	11	7
Passing	22	13
Returns	5	4

SCORE BY PERIODS	1	2	3	4	OT	PTS
REDSKINS	37	120	61	102	0	320
Opponents	49	41	71	35	0	196

SCORING	TD	Ru	Pa	Rt	Pat	FG	S	TP
Moseley	0	0	0	0	27/30	18/30	0	81
Brown	7	3	4	0	0/0	0/0	0	42
Thomas	6	5	1	0	0/0	0/0	0	36
Taylor	5	0	5	0	0/0	0/0	0	30
Jefferson	4	0	4	0	0/0	0/0	0	24
REDSKINS	38	11	22	5	35/38	19/31	0	320
Opponents	24	7	13	4	22/24	10/14	0	196

RUSHING	No.	Yds	Avg	Long	TD
Brown	163	430	3.2	16	3
Denson	103	391	3.8	23	0
Thomas	95	347	3.7	66	5
REDSKINS	471	1,440	3.1	66	11
Opponents	412	1,439	3.5	75	7

RECEIVING	No.	Yds	Avg	Long	TD
Taylor	54	738	13.7	51	5
J. Smith	44	554	12.6	30	3
Jefferson	43	654	15.2	43	4
REDSKINS	254	2,978	11.7	69	22
Opponents	197	2,102	10.7	52	13

INTERCEPTIONS	No.	Yds	Avg.	Long	TD
Stone	5	95	19.0	31	0
Hanburger	4	6	1.5	5	0
Owens	4	59	14.8	24	0
REDSKINS	25	328	13.1	37	2
Opponents	11	79	7.2	53	1

PUNTING	No.	Yds	Avg	Long	Blk
Bragg	73	2,780	38.1	51	1
Opponents	81	3,119	38.5	64	2

PUNT RETURNS	Ret	FC	Yds	Avg	Lg	TD
Theismann	15	3	157	10.5	44	0
REDSKINS	45	6	453	10.1	58	1
Opponents	51	3	458	9.0	50	1

KICKOFF RETURNS	No.	Yds	Avg	Lg	TD
L. Jones	23	672	29.2	102	1
REDSKINS	45	1,166	25.9	102	1
Opponents	64	1,379	21.5	52	0

FIELD GOALS	1-19	20-29	30-39	40-49	50+
Moseley	1/1	2/5	9/13	6/10	0/1
Opponents	0/0	2/2	5/8	3/4	0/0

NOTABLE
Record (Finish): 10-4 (2nd NFC East)

National Honors: LB Chris Hanburger: NEA All-Pro Second Team, All-NFC Team, Pro Bowl; SS Ken Houston: NEA All-Pro Second Team, All-NFC Team, Pro Bowl; DT Diron Talbert: Pro Bowl; WR Charley Taylor: All-NFC Team, Pro Bowl.

Starters: Offense: WR Charley Taylor (14), LT Ray Schoenke (13), LG Paul Laaveg (14), C Len Hauss (14), RG Walt Sweeney (14), RT George Starke (14), TE Jerry Smith (14), WR Roy Jefferson (13), QB Billy Kilmer (10), RB Larry Brown (11), RB Larry Smith (6), QB Sonny Jurgensen (4), LT Jim Tyrer (1), WR Frank Grant (1), RB Duane Thomas (3), RB Moses Denson (8).

Defense: LE Ron McDole (13), LT Manuel Sistrum (1), RT Diron Talbert (14), RE Verlon Biggs (14), LLB Dave Robinson (14), MLB Harold McLinton (13), RLB Chris Hanburger (14), LCB Pat Fischer (14), RCB Mike Bass (14), LS Ken Houston (14), RS Brig Owens (14), LT Bill Brundige (13), LE Deacon Jones (1), MLB Russ Tillman (1).

PASSING	Att	Comp	Yds	Cmp%	Yds/Att	TD	TD%	Int	Int%	Long	Sack/Lost	Rating
Jurgensen	167	107	1,185	64.1	7.1	11	6.6	5	3	44	10/69	94.6
Kilmer	234	137	1,632	58.5	7	10	4.3	6	2.6	51	13/96	83.4
Theismann	11	9	145	81.8	13.2	1	9.1	0	0	69	2/11	149.1
REDSKINS	413	254	2,978	61.5	7.2	22	5.3	11	2.6	69	25/176	86.4
Opponents	399	197	2,102	49.3	5.3	13	3.2	24	6	52	31/256	51

YEARLY STATS (SINCE 1970)

1975 (8-6)

COACH GEORGE ALLEN

Sept. 21	W	41-3	New Orleans	53,824
Sept. 28	W	49-13	New York Giants	54,953
Oct. 5	L	10-26	at Philadelphia	66,090
Oct. 13	W	27-17	St. Louis	54,693
Oct. 19	L	10-13	at Houston	49,566
Oct. 26	W	23-7	at Cleveland	56,702
Nov. 2	W	30-24 (OT)	Dallas	55,004
Nov. 9	W	21-13	at New York Giants	57,242
Nov. 16	L	17-20 (OT)	at St. Louis	49,919
Nov. 23	L	23-26 (OT)	Oakland	53,582
Nov. 30	W	31-30	Minnesota	54,498
Dec. 7	W	30-27	at Atlanta	52,809
Dec. 13	L	10-31	at Dallas	61,091
Dec. 21	L	3-26	Philadelphia	49,385

TOTAL FIRST DOWNS		Redskins	Opponents
Rushing		272	255
Passing		97	105
Penalty		150	128
TOTAL NET YARDS		4,669	4,465
Avg. Per Game		333.5	318.9
Total Plays		919	951
Avg. Per Play		5.1	4.7
NET YARDS RUSHING		1,752	2,033
Avg. Per Game		125.1	145.2
Total Rushes		444	525
NET YARDS PASSING		2,917	2,432
Avg. Per Game		208.4	173.7
Sacked/Yards Lost		27/175	36/274
Gross Yards		3,092	2,706
Att./Completions		448/229	390/217
Completion Pct.		51.1	55.6
Had Intercepted		29	18
PUNT/AVERAGE		72/40.6	87/38.9
PENALTIES/YARDS		78/723	89/772
FUMBLES/LOST		28/17	27/19
TOUCHDOWNS		40	33
Rushing		9	11
Passing		28	17
Returns		3	5

SCORE BY PERIODS		1	2	3	4	OT	PTS
REDSKINS		49	109	44	117	6	325
Opponents		29	88	63	90	6	276

SCORING	TD	Ru	Pa	Rt	Pat	FG	S	TP
Moseley	0	0	0	0	37/39	16/25	0	85
Grant	8	0	8	0	0/0	0/0	0	48
M. Thomas	7	4	3	0	0/0	0/0	0	42
Taylor	6	0	6	0	0/0	0/0	0	36
L. Brown	5	3	2	0	0/0	0/0	0	30
REDSKINS	40	9	28	3	37/39	16/25	0	325
Opponents	33	11	17	5	27/33	17/30	0	276

RUSHING	No.	Yds	Avg	Long	TD
M. Thomas	235	919	3.9	34	4
L. Brown	97	352	3.6	43	3
Denson	56	195	3.5	14	0
REDSKINS	444	1,752	3.9	43	9
Opponents	525	2,033	3.9	53	11

PASSING	Att	Comp	Yds	Cmp%	Yds/Att	TD	TD%	Int	Int%	Long	Sack/Lost	Rating
Kilmer	346	178	2,440	51.4	7.1	23	6.6	16	4.6	96	23/138	77.1
Johnson	79	41	556	51.9	7.0	4	5.1	10	12.7	36	2/19	52.1
Theismann	22	10	96	45.5	4.4	1	4.5	3	13.6	30	2/18	33.6
REDSKINS	448	229	3,092	51.1	6.9	28	6.3	29	6.5	96	27/175	67.3
Opponents	390	217	2,706	55.6	6.9	17	4.4	18	4.6	68	36/274	72.7

RECEIVING	No.	Yds	Avg	Long	TD
Taylor	53	744	14	64	6
Grant	41	776	18.9	96t	8
M. Thomas	40	483	12	33	3
REDSKINS	229	3,092	13.5	96t	28
Opponents	217	2,706	12.5	62t	17

INTERCEPTIONS	No.	Yds	Avg.	Long	TD
Bass	4	85	21.3	30	0
Houston	4	33	8.3	19	0
Hanburger	3	81	27	37	0
REDSKINS	18	335	18.6	57	0
Opponents	29	469	16.2	89	4

PUNTING	No.	Yds	Avg	Long	Blk
Bragg	72	2,924	40.6	63	0
Opponents	87	3,384	38.9	60	1

PUNT RETURNS	Ret	FC	Yds	Avg	Lg	TD
Jones	53	5	407	7.7	52	1
REDSKINS	61	9	464	7.6	52	1
Opponents	38	13	240	6.3	19	0

KICKOFF RETURNS	No.	Yds	Avg	Lg	TD
Jones	47	1086	23.1	44	0
REDSKINS	58	1296	22.3	50	0
Opponents	64	1357	21.2	93	1

FIELD GOALS	1-19	20-29	30-39	40-49	50+
Moseley	0/0	1/3	9/10	6/9	0/3
Opponents	1/1	9/12	3/8	4/9	0/0

NOTABLE
Record (Finish): 8-6 (3rd NFC East)

National Honors: SS Ken Houston: PFWA All-Pro Team, NEA All-Pro Team, All-NFC Team, Pro Bowl; LB Chris Hanburger: PFWA All-Pro Second Team, NEA All-Pro Second Team, All-NFC Team, Pro Bowl; WR Charley Taylor: All-NFC Team, Pro Bowl; RB Mike Thomas: PFWA All-Rookie Team.

Starters: Offense: WR Charley Taylor (14), LT Tim Stokes (5), LG Paul Laaveg (8), C Len Hauss (14), RG/LG Ray Schoenke (1/8), RT George Starke (14), TE Jerry Smith (14), WR Roy Jefferson (5), QB Billy Kilmer (13), RB Moses Denson (9), RB Larry Brown (8), LT Terry Hermeling (9), RG Walter Sweeney (13), WR Frank Grant (9), QB Randy Johnson (1), RB Mike Thomas (9).

Defense: LE Ron McDole (14), LT Bill Brundige (13), RT Diron Talbert (13), RE Dennis Johnson (14), LLB Brad Dusek (14), MLB Harold McLinton (14), RLB Chris Hanburger (14), LCB Pat Fischer (11), RCB Mike Bass (14), LS Ken Houston (14), RS/LCB Bryant Salter (11/2), LCB Spencer Thomas (1), RT Dave Butz (1), LT Manny Sistrunk (1), RS Brig Owens (3).

YEARLY STATS (SINCE 1970)

1976 (10-4)

COACH GEORGE ALLEN

Sept. 12	W	19-17	New York Giants	54,245
Sept. 19	W	31-7	Seattle	53,174
Sept. 27	W	20-17 (OT)	at Philadelphia	60,131
Oct. 3	L	7-33	at Chicago	52,105
Oct. 10	L	30-33	Kansas City	53,060
Oct. 17	W	20-7	Detroit	45,908
Oct. 25	W	20-10	St. Louis	48,325
Oct. 31	L	7-20	Dallas	55,004
Nov. 7	W	24-21	at San Francisco	56,134
Nov. 14	L	9-12	at New York Giants	72,975
Nov. 21	W	16-10	at St. Louis	49,833
Nov. 28	W	24-0	Philadelphia	54,292
Dec. 5	W	37-16	at New York Jets	46,638
Dec. 12	W	27-14	at Dallas	59,916
Dec. 18	L	20-35	at Minnesota	47,221

RECEIVING	No.	Yds	Avg	Long	TD
Grant	50	818	16.4	53t	5
Thomas	28	290	10.4	34	4
Jefferson	27	364	13.5	27	2
REDSKINS	187	2,288	12.3	53t	20
Opponents	146	2,241	15.3	85t	11

INTERCEPTIONS	No.	Yds	Avg.	Long	TD
Lavender	8	77	9.6	28	0
Fischer	5	38	7.6	32	0
Houston	4	25	6.3	12	0
REDSKINS	26	190	7.3	32	0
Opponents	20	149	7.5	31	0

PUNTING	No.	Yds	Avg	Net	TB	In	Long	Blk
Bragg	90	3,503	38.9	32.9	11	15	56	0
Opponents	93	3,621	38.9	30.0	7	18	61	0

PUNT RETURNS	Ret	FC	Yds	Avg	Lg	TD
E. Brown	48	8	646	13.5	71t	1
REDSKINS	52	9	688	13.2	71t	1
Opponents	44	12	323	7.3	29	0

KICKOFF RETURNS	No.	Yds	Avg	Lg	TD
E. Brown	30	738	24.6	67	0
REDSKINS	50	1,066	21.3	67	0
Opponents	63	1,018	16.2	48	0

FIELD GOALS	1-19	20-29	30-39	40-49	50+
Moseley	1/1	7/8	8/11	6/13	0/1
Opponents	0/0	4/5	9/13	4/9	2/3

NOTABLE
Record (Finish): 10-4 (2nd NFC East)
National Honors: PR Eddie Brown: AP All-Pro Second Team, Pro Bowl; LB Chris Hanburger: NEA All-Pro Team, All-NFL Team, UPI All-NFC Team, Pro Bowl; SS Ken Houston: PFWA All-Pro Team, NEA All-Pro Team, All-NFL Team, UPI All-NFC Team, Pro Bowl; RB Mike Thomas: Pro Bowl.

Starters: Offense: WR Frank Grant (14), LT Tim Stokes (14), LG Ron Saul (11), C Len Hauss (14), RG Terry Hermeling (12), RT George Starke (14), TE Jean Fugett (12), WR Roy Jefferson (14), QB Billy Kilmer (9), RB John Riggins (14), RB Mike Thomas (12), QB Joe Theismann (5), LG/RG Dan Nugent (3/2), TE Jerry Smith (2).

Defense: LE Ron McDole (14), LT/RE Bill Brundige (4/2), RT Diron Talbert (14), RE Dennis Johnson (12), LLB Brad Dusek (14), MLB Harold McClinton (14), RLB Chris Hanburger (14), LCB Pat Fischer (14), RCB Joe Lavender (14), LS Ken Houston (14), RS Jake Scott (12), RT Dave Butz (10), RS Brig Owens (2).

TOTAL FIRST DOWNS	Redskins	Opponents
Rushing	255	215
Passing	114	109
Penalty	122	91
TOTAL NET YARDS	4,096	4,070
Avg. Per Game	292.6	290.7
Total Plays	956	952
Avg. Per Play	4.3	4.3
NET YARDS RUSHING	2,111	2,205
Avg. Per Game	150.8	157.5
Total Rushes	548	555
NET YARDS PASSING	1,985	1,917
Avg. Per Game	141.8	136.9
Sacked/Yards Lost	38/303	44/324
Gross Yards	2,288	2,241
Att./Completions	370/187	355/146
Completion Pct.	50.5	41.1
Had Intercepted	20	26
PUNT/AVERAGE	90/38.9	93/38.9
NET PUNTING AVG.	90/32.9	93/30.0
PENALTIES/YARDS	90/868	95/818
FUMBLES/LOST	36/23	38/22
TOUCHDOWNS	32	23
Rushing	10	12
Passing	20	11
Returns	2	0

SCORE BY PERIODS	1	2	3	4	OT	PTS
REDSKINS	46	74	73	95	3	291
Opponents	39	68	40	70	0	217

SCORING	TD	Ru	Pa	Rt	Pat	FG	S	TP
Moseley	0	0	0	0	31/32	22/34	0	97
Thomas	9	5	4	0	0/0	0/0	0	54
Fugett	6	0	6	0	0/0	0/0	0	36
Grant	5	0	5	0	0/0	0/0	0	30
Riggins	4	3	1	0	0/0	0/0	0	24
REDSKINS	32	10	20	2	31/32	22/34	1	291
Opponents	23	12	11	0	22/23	19/30	0	217

RUSHING	No.	Yds	Avg	Long	TD
Thomas	254	1,101	4.3	28	5
Riggins	162	572	3.5	15	3
Hill	79	301	3.8	15	1
REDSKINS	548	2,111	3.9	28	10
Opponents	555	2,205	4.0	80t	12

PASSING	Att	Comp	Yds	Cmp%	Yds/Att	TD	TD%	Int	Int%	Long	Sack/Lost	Rating
Kilmer	206	108	1,252	52.4	6.1	12	5.8	10	4.9	53	15/125	70.0
Theismann	163	79	1,036	48.5	6.4	8	4.9	10	6.1	44	22/172	59.9
REDSKINS	370	187	2,288	50.5	6.2	20	5.4	20	5.4	53	38/303	65.4
Opponents	355	146	2,241	41.1	6.3	11	3.1	26	7.3	85	44/324	42.5

YEARLY STATS (SINCE 1970)

1977 (9-5)

COACH GEORGE ALLEN

Sept. 18	L	17-20	at New York Giants	76,086
Sept. 25	W	10-6	Atlanta	55,031
Oct. 2	W	24-14	St. Louis	55,031
Oct. 9	W	10-0	at Tampa Bay	58,571
Oct. 16	L	16-34	at Dallas	62,115
Oct. 23	L	6-17	New York Giants	53,903
Oct. 30	W	23-17	Philadelphia	55,031
Nov. 7	L	3-10	at Baltimore	57,740
Nov. 13	W	17-14	at Philadelphia	60,702
Nov. 21	W	10-9	Green Bay	51,498
Nov. 27	L	7-14	Dallas	55,031
Dec. 4	W	10-0	at Buffalo	22,975
Dec. 10	W	26-20	at St. Louis	36,067
Dec. 17	W	17-14	Los Angeles Rams	54,208

RECEIVING		No.	Yds	Avg	Long	TD
Fugett		36	631	17.5	52	5
Grant		34	480	14.1	59	3
Thomas		28	245	8.8	25	2
REDSKINS		183	2,284	12.5	59	15
Opponents		167	2,430	14.6	82	12

INTERCEPTIONS		No.	Yds	Avg.	Long	TD
Houston		5	69	13.8	31	0
Lavender		4	36	9.0	31	0
Williams		4	25	6.3	25	0
REDSKINS		21	188	9.0	31	0
Opponents		16	296	18.5	45	1

PUNTING		No.	Yds	Avg	Net	TB	In	Long	Blk
Bragg		91	3502	38.5	35.3	3	29	56	0
Opponents		94	3476	37.0	31.1	5	12	75	0

PUNT RETURNS		Ret	FC	Yds	Avg	Lg	TD
Brown		57	8	452	7.9	43	0
Opponents		50	7	228	4.6	50	0

KICKOFF RETURNS		No.	Yds	Avg	Lg	TD
Brown		34	852	25.1	46	0
REDSKINS		47	1,087	23.1	46	0
Opponents		54	1,033	19.1	46	0

FIELD GOALS		1-19	20-29	30-39	40-49	50+
Moseley		1/1	3/3	4/5	9/22	4/6
Opponents		0/0	6/7	2/8	5/11	1/3

NOTABLE
Record (Finish): 9-5 (2nd NFC East)

National Honors: TE Jean Fugett: UPI All-NFC Team, Pro Bowl; SS Ken Houston: NEA First Team All-Pro, All-NFL Team, UPI All-NFC Team, Pro Bowl; PR Eddie Brown: Pro Bowl.

Starters: Offense: WR Charley Taylor (7), LT Tim Stokes (14), LG Ron Saul (14), C Len Hauss (14), RG Terry Hermeling (12), RT George Starke (14), TE Jean Fugett (14), WR Frank Grant (14), QB Billy Kilmer (8), RB Mike Thomas (13), RB John Riggins (5), WR Danny Buggs (7), RG Dan Nugent (2), QB Joe Theismann (6), RB Calvin Hill (1), RB Clarence Harmon (9).

Defense: LE Ron McDole (14), LT Dave Butz (8), RT Diron Talbert (14), RE Dennis Johnson (11), LLB Brad Dusek (14), MLB Harold McLinton (14), RLB Mike Curtis (10), LCB Gerard Williams (11), RCB Joe Lavender (14), SS Ken Houston (14), FS Jake Scott (14), LT Bill Brundige (6), RE Karl Lorch (3), RLB Chris Hanburger (4), LCB Pat Fischer (3).

TOTAL FIRST DOWNS		Redskins	Opponents
Rushing		227	234
Passing		79	112
Penalty		124	102
POSSSESSION AVG.		29:52	30:08
TOTAL NET YARDS		Redskins	Opponents
Avg. Per Game		3,615	4,110
Total Plays		258.2	293.6
Avg. Per Play		937	961
NET YARDS RUSHING		Redskins	Opponents
Avg. Per Game		1,752	2,039
Total Rushes		125.1	145.6
Avg. Per Rush		502	537
NET YARDS PASSING		Redskins	Opponents
Avg. Per Game		1,863	2,071
Sacked/Yards Lost		133.1	147.9
Gross Yards		52/421	45/359
Att./Completions		2,284	2,430
Completion Pct.		383/183	380/167
Had Intercepted		47.8	43.9
PUNT/AVERAGE		16	21
NET PUNTING AVG.		Redskins	Opponents
Net Punting		91/38.5	94/37.0
PENALTIES/YARDS		Redskins	Opponents
Penalties		91/35.3	94/31.1
FUMBLES/LOST		Redskins	Opponents
Fumbles		94/802	100/857
TOUCHDOWNS		Redskins	Opponents
Rushing		26/14	27/12
Passing		19	21
Returns		4	8
Opponents		15	12
Returns		0	1

SCORE BY PERIODS		1	2	3	4	OT	PTS
REDSKINS		64	42	33	57	0	196
Opponents		17	37	32	103	0	189

SCORING		TD	Ru	Pa	Rt	Pat	FG	S	TP
Moseley		0	0	0	0	19/19	21/37	0	82
Thomas		5	3	2	0	0/0	0/0	0	30
Fugett		5	0	5	0	0/0	0/0	0	30
Grant		3	0	3	0	0/0	0/0	0	18
Riggins		2	0	0	0	0/0	0/0	0	12
REDSKINS		19	4	15	0	19/19	21/37	0	196
Opponents		21	8	12	1	21/21	14/29	0	189

RUSHING		No.	Yds	Avg	Long	TD
Thomas		228	806	3.5	31	3
Harmon		94	310	3.3	21	0
Hill		69	257	3.7	34	0
REDSKINS		502	1,752	3.5	34	4
Opponents		537	2039	3.8	44	8

PASSING		Att	Comp	Yds	Cmp%	Yds/Att	TD	TD%	Int	Int%	Long	Sack/Lost	Rating
Kilmer		201	99	1,187	49.3	5.9	8	4.0	7	3.5	59	22/189	66.5
Theismann		182	84	1,097	46.2	6.0	7	3.9	9	4.9	52	30/241	57.9
REDSKINS		383	183	2,284	47.8	5.9	15	3.9	16	4.2	59	52/421	62.3
Opponents		380	167	2,430	43.9	6.4	12	3.2	21	5.5	82	45/359	52.9

YEARLY STATS (SINCE 1970)

1978 (8-8)

COACH JACK PARDEE

Sept. 3	W	16-14	at New England	55,037
Sept.10	W	35-30	Philadelphia	54,380
Sept. 17	W	28-10	at St. Louis	49,282
Sept. 24	W	23-3	New York Jets	54,729
Oct. 2	W	9-5	Dallas	55,031
Oct. 8	W	21-19	at Detroit	60,555
Oct. 15	L	10-17	at Philadelphia	65,722
Oct. 22	L	6-17	at New York Giants	76,192
Oct. 29	W	38-20	San Francisco	53,706
Nov. 6	L	17-21	at Baltimore	57,631
Nov. 12	W	16-13 (OT)	New York Giants	53,271
Nov. 19	L	17-27	St. Louis	52,460
Nov. 23	L	10-37	at Dallas	64,905
Dec. 3	L	0-16	Miami	52,860
Dec. 10	L	17-20	at Atlanta	54,178
Dec. 16	L	10-14	Chicago	49,774

	Redskins	Opponents
TOTAL FIRST DOWNS	261	283
Rushing	99	131
Passing	134	133
Penalty	28	19
TOTAL NET YARDS	4,648	4,914
Avg. Per Game	290.5	307.1
Total Plays	1,025	1,069
Avg. Per Play	4.5	4.6
NET YARDS RUSHING	2,083	2,536
Avg. Per Game	130.2	158.5
Total Rushes	536	625
NET YARDS PASSING	2,565	2,378
Avg. Per Game	160.3	148.6
Sacked/Yards Lost	46/413	35/323
Gross Yards	2,978	2,701
Att./Completions	443/212	409/197
Completion Pct.	47.9	48.2
Had Intercepted	21	22
PUNT/AVERAGE	103/39.4	104/37.3
NET PUNTING AVG.	33.9	30.8
PENALTIES/YARDS	117/999	85/796
FUMBLES/LOST	31/16	20/10
TOUCHDOWNS	31	30
Rushing	10	15
Passing	17	11
Returns	4	4

SCORE BY PERIODS	1	2	3	4	OT	PTS
REDSKINS	23	107	71	69	3	273
Opponents	81	61	66	75	0	283

SCORING	TD	Ru	Pa	Rt	Pat	FG	S	TP
Moseley	0	0	0	0	30/31	19/30	0	87
Fugett	7	0	7	0	0/0	0/0	0	42
Riggins	5	5	0	0	0/0	0/0	0	30
Thomas	5	3	2	0	0/0	0/0	0	30
McDaniel	4	0	4	0	0/0	0/0	0	24
REDSKINS	31	10	17	4	30/31	19/30	0	273
Opponents	30	15	11	4	29/30	24/34	1	283

RUSHING	No.	Yds	Avg	Long	TD
Riggins	248	1,014	4.1	31	5
Thomas	160	534	3.3	26	3
Theismann	37	177	4.8	20	1
REDSKINS	536	2,083	3.9	47	10
Opponents	625	2,536	4.1	59	15

PASSING	Att	Comp	Yds	Cmp%	Yds/Att	TD	TD%	Int	Int%	Long	Sack/Lost	Rating
Theismann	395	187	2,593	47.3	6.5	13	3.3	18	4.6	63	42/391	60.7
Kilmer	46	23	316	50.0	6.8	4	8.7	3	6.5	50	4/22	74.3
REDSKINS	439	212	2,978	48.0	6.8	17	3.9	21	4.8	63	46/413	63/8
Opponents	409	197	2,701	48.2	6.6	10	2.4	22	5.4	78	35/323	55.3

RECEIVING	No.	Yds	Avg	Long	TD
Buggs	36	575	16.0	63	2
Thomas	35	387	11.1	35	2
McDaniel	34	577	17.0	52	4
REDSKINS	212	2,978	14.0	63	17
Opponents	197	2,701	13.7	78	10

INTERCEPTIONS	No.	Yds	Avg.	Long	TD
Scott	7	72	10.3	39	0
Williams	4	51	12.8	20	0
Parrish	4	21	5.3	23	0
REDSKINS	22	187	8.5	39	0
Opponents	21	480	22.9	59	1

PUNTING	No.	Yds	Avg	Net	TB	In	Long	Blk
Bragg	103	4,056	39.4	33.9	10	23	56	1
Opponents	104	3,882	37.3	30.8	6	20	59	1

PUNT RETURNS	Ret	FC	Yds	Avg	Lg	TD
Green	42	13	443	10.5	80	1
REDSKINS	54	17	527	9.8	80	1
Opponents	49	24	328	6.7	73	2

KICKOFF RETURNS	No.	Yds	Avg	Lg	TD
Green	34	870	25.6	99	1
REDSKINS	58	1,352	23.3	99	1
Opponents	55	965	17.5	44	0

FIELD GOALS	1-19	20-29	30-39	40-49	50+
Moseley	0/0	4/4	5/7	8/13	2/6
Opponents	2/2	9/9	12/16	1/4	0/3

NOTABLE
Record (Finish): 8-8 (3rd NFC East)

National Honors: PR Tony Green: Pro Bowl; SS Ken Houston: Pro Bowl.

Starters: Offense: WR Frank Grant (6), LT Terry Hermeling (16), LG Ron Saul (15), C Bob Kuziel (16), RG Dan Nugent (16), RT George Starke (9), TE Reggie Haynes (4), WR Danny Buggs (11), QB Joe Theismann (14), HB Mike Thomas (13), FB John Riggins (15), WR John McDaniel (11), LG/RT Jim Harlan (1/1), RT Jeff Williams (6), Jean Fugett (12), QB Billy Kilmer (2), WR Ricky Thompson (4), RB Clarence Harmon (3), HB Benny Malone (1).

Defense: LE/RE Ron McDole (9/1), LT Dave Butz (16), RT Diron Talbert (12), RE Coy Bacon (14), LLB Brad Dusek (16), MLB Harold McLinton (15), RLB Chris Hanburger (16), LCB Lemar Parrish (11), RCB Joe Lavender (16), SS Ken Houston (16), FS Jake Scott (16), RT Perry Brooks (1), RT Perry Brooks (3), LE/RE Karl Lorch (7/1), MLB Mike Curtis (2), LCB Gerard Williams (5).

YEARLY STATS (SINCE 1970)

1979 (10-6)

COACH JACK PARDEE

Sept. 2	L	27-29	Houston	54,282
Sept. 9	W	27-24	at Detroit	54,991
Sept. 17	W	27-0	New York Giants	54,672
Sept. 23	W	17-7	at St. Louis	50,680
Sept. 30	W	16-7	at Atlanta	56,810
Oct. 7	L	17-28	at Philadelphia	69,142
Oct. 14	W	13-9	at Cleveland	63,323
Oct. 21	W	17-7	Philadelphia	54,442
Oct. 28	L	10-14	New Orleans	52,133
Nov. 4	L	7-38	at Pittsburgh	49,462
Nov. 11	W	30-28	St. Louis	50,868
Nov. 18	W	34-20	Dallas	55,031
Nov. 25	L	6-14	at New York Giants	72,641
Dec. 2	W	38-21	Green Bay	51,682
Dec. 9	W	28-14	Cincinnati	52,882
Dec. 16	L	34-35	at Dallas	62,867

TOTAL FIRST DOWNS		Redskins	Opponents
Rushing		297	320
Passing		126	126
Penalty		144	165
TOTAL NET YARDS		27	29
Avg. Per Game		4,904	5,142
Total Plays		306.5	321.4
Avg. Per Play		1,044	1,058
NET YARDS RUSHING		4.7	4.9
Avg. Per Game		2,328	2,150
Total Rushes		145.5	134.4
NET YARDS PASSING		609	541
Avg. Per Game		2,576	2,992
Sacked/Yards Lost		161.0	187.0
Gross Yards		34/263	47/347
Att./Completions		2,839	3,339
Completion Pct.		401/235	470/234
Had Intercepted		58.6	49.8
PUNT/AVERAGE		15	26
NET PUNTING AVG.		78/38.4	70/40.7
PENALTIES/YARDS		78/34.1	70/34.2
FUMBLES/LOST		86/749	77/619
TOUCHDOWNS		21/10	34/21
Rushing		39	39
Passing		17	21
Returns		20	18
		2	0

SCORE BY PERIODS		1	2	3	4	OT	PTS
REDSKINS		61	130	57	100	0	348
Opponents		65	75	48	107	0	295

SCORING		TD	Ru	Pa	Rt	Pat	FG	S	TP
Moseley		0	0	0	0	39/39	25/33	0	114
Riggins		12	9	3	0	0/0	0/0	0	72
Harmon		5	0	5	0	0/0	0/0	0	30
REDSKINS		39	17	20	2	39/39	25/33	0	348
Opponents		39	21	18	0	37/39	8/17	0	295

RUSHING		No.	Yds	Avg	Long	TD
Riggins		260	1,153	4.4	66	9
Malone		176	472	2.7	14	3
Harmon		65	267	4.1	18	0
REDSKINS		609	2,328	3.8	66	17
Opponents		543	2,150	4.0	33	21

PASSING		Att	Comp	Yds	Cmp%	Yds/Att
Theismann		395	233	2,797	59.0	7.1
REDSKINS		401	235	2,839	58.6	7.1
Opponents		470	234	3,339	49.8	7.1

RECEIVING		No.	Yds	Avg	Long	TD
Buggs		46	631	13.7	45	1
Harmon		32	434	13.6	40	5
Riggins		28	163	5.8	23	3
REDSKINS		235	2,839	12.1	62	20
Opponents		234	3,339	14.3	65	18

INTERCEPTIONS		No.	Yds	Avg.	Long	TD
Parrish		9	65	7.2	23	0
Lavender		6	77	12.8	27	0
Murphy		3	29	9.7	16	0
REDSKINS		26	250	9.6	31	1
Opponents		15	82	5.5	28	0

PUNTING		No.	Yds	Avg	Net	TB	In	Long	Blk
Bragg		78	2,998	38.4	34.1	10	12	74	0
Opponents		70	2848	40.7	34.2	9	12	62	0

PUNT RETURNS		Ret	FC	Yds	Avg	Lg	TD
Hardeman		24	6	207	8.6	52	0
REDSKINS		33	13	271	8.2	52	0
Opponents		29	19	135	4.7	16	0

KICKOFF RETURNS		No.	Yds	Avg	Lg	TD
Hardeman		19	404	21.3	33	0
REDSKINS		55	1,145	20.8	38	0
Opponents		76	1,280	16.8	41	0

FIELD GOALS		1-19	20-29	30-39	40-49	50+
Moseley		2/2	5/5	8/9	9/14	1/3
Opponents		0/0	3/3	3/7	2/7	0/0

DEFENSIVE STATISTICS		T	S	A	FR
Murphy		152	78	74	2
Olkewicz		140	84	56	0
Dusek		116	75	41	3

NOTABLE
Record (Finish): 10-6 (3rd NFC East)

National Honors: CB Lemar Parrish: PFWA All-Pro Team, NEA All-Pro Team, AP All-Pro Team, All-NFL Team, UPI All-NFC Team, Pro Bowl; Ken Houston: UPI All-NFC Team, Pro Bowl; Mark Moseley: UPI All-NFC Team, Pro Bowl.

Starters: Offense: WR Danny Buggs (14), LT Terry Hermeling (16), LG Ron Saul (15), C Bob Kuziel (16), RG Jeff Williams (16), RT George Starke (16), TE Jean Fugett (6), WR Ricky Thompson (15), QB Joe Theismann (16), FB Clarence Harmon (1), FB John Riggins (15), HB Benny Malone (16), LG Fred Dean (1), TE Don Warren (10), WR John McDaniel (2), WR Chris DeFrance (1).

Defense: LE Joe Jones (3), LT Dave Butz (14), RT Diron Talbert (16), LE/RE Karl Lorch (13/2), LLB Brad Dusek (16), MLB Don Hover (7), RLB Rich Milot (7), LCB Lemar Parrish (16), RCB Joe Lavender (14), SS Ken Houston (13), FS Mark Murphy (16), RE Coy Bacon (14), LT Paul Smith (2), MLB Neal Olkewicz (9), RLB Pete Wysocki (9), RCB/SS Tony Peters (2/3).

TD	TD%	Int	Int%	Long	Sack/Lost	Rating
20	5.1	13	3.3	62	34/263	84.0
20	5.0	15	3.7	62	34/263	81.7
18	3.8	26	5.5	65	47/349	62.9

YEARLY STATS (SINCE 1970)

1980 (6-10)

COACH JACK PARDEE

Sept. 8	L	3-17	Dallas	55,045
Sept. 14	W	23-21	at New York Giants	73,343
Sept. 21	L	21-24	at Oakland	45,163
Sept. 28	L	0-14	Seattle	53,263
Oct. 5	L	14-24	at Philadelphia	69,044
Oct. 13	L	17-20	at Denver	74,657
Oct. 19	W	23-0	St. Louis	51,060
Oct. 26	W	22-14	New Orleans	51,375
Nov. 2	L	14-39	Minnesota	52,060
Nov. 9	L	21-35	at Chicago	57,159
Nov. 15	L	0-24	Philadelphia	51,897
Nov. 23	L	10-14	at Dallas	58,809
Nov. 30	L	6-10	at Atlanta	55,665
Dec. 7	W	40-17	San Diego	48,556
Dec. 13	W	16-13	New York Giants	44,443
Dec. 21	W	31-7	at St. Louis	35,942

	Redskins	Opponents
TOTAL FIRST DOWNS	279	298
Rushing	108	144
Passing	149	127
Penalty	22	27
TOTAL NET YARDS	4,854	4,695
Avg. Per Game	303.4	293.4
Total Plays	1,039	1,020
Avg. Per Play	4.7	4.6
NET YARDS RUSHING	2,016	2,524
Avg. Per Game	126.0	157.8
Total Rushes	517	585
NET YARDS PASSING	2,838	2,171
Avg. Per Game	177.4	135.7
Sacked/Yards Lost	36/333	43/333
Gross Yards	3,171	2,504
Att./Completions	486/284	392/187
Completion Pct.	58.4	47.7
Had Intercepted	18	33
PUNT/AVERAGE	85/39.2	84/40.7
NET PUNTING AVG.	85/33.4	84/33.3
PENALTIES/YARDS	114/1,008	87/666
FUMBLES/LOST	35/18	25/12
TOUCHDOWNS	30	36
Rushing	12	16
Passing	17	17
Returns	1	3

SCORE BY PERIODS	1	2	3	4	OT	PTS
REDSKINS	43	80	61	77	0	261
Opponents	80	101	34	78	0	293

SCORING	TD	Ru	Pa	Rt	Pat	FG	S	TP
Moseley	0	0	0	0	27/30	18/33	0	81
Harmon	8	4	4	0	0/0	0/0	0	48
Thompson	5	0	5	0	0/0	0/0	0	30
REDSKINS	30	12	17	1	27/30	18/33	0	261
Opponents	36	16	17	3	36/36	13/16	0	293

RUSHING	No.	Yds	Avg	Long	TD
Jackson	176	708	4.0	55	3
Harmon	128	484	3.8	23	4
Hammond	45	265	5.9	36	0
REDSKINS	517	2,016	3.9	55	12
Opponents	585	2,524	4.3	50	16

PASSING	Att	Comp	Yds	Cmp%	Yds/Att	TD	TD%	Int	Int%	Long	Sack/Lost	Rating
Theismann	454	262	2,962	57.7	6.5	17	3.7	16	3.5	54	31/280	75.1
Kruczek	31	22	209	71.0	5.7	0	0.0	2	6.5	41	5/51	62.2
REDSKINS	486	284	3,171	58.4	6.5	17	3.5	18	3.7	54	36/333	75.1
Opponents	392	187	2,504	47.7	6.4	17	4.3	33	8.4	54	43/333	47.8

RECEIVING	No.	Yds	Avg	Long	TD
Monk	58	797	13.7	54	3
Harmon	54	534	9.9	45	4
Warren	31	323	10.4	35	0
REDSKINS	284	3,171	11.2	54	17
Opponents	187	2,504	13.4	54	17

INTERCEPTIONS	No.	Yds	Avg.	Long	TD
Parrish	7	13	1.9	9	0
Lavender	6	96	16.0	51	1
Murphy	6	58	9.7	28	0
REDSKINS	33	319	9.7	51	1
Opponents	18	219	12.2	52	1

PUNTING	No.	Yds	Avg	Net	TB	In	Long	Blk
Connell	85	3,331	39.2	33.4	7	12	57	0
Opponents	84	3,422	40.7	33.3	13	14	57	0

PUNT RETURNS	Ret	FC	Yds	Avg	Lg	TD
Nelms	48	5	487	10.1	64	0
REDSKINS	48	5	487	10.1	64	0
Opponents	52	14	351	6.8	52	0

KICKOFF RETURNS	No.	Yds	Avg	Lg	TD
Nelms	38	810	21.3	51	0
REDSKINS	57	1,204	21.1	53	0
Opponents	60	1,112	18.5	70	1

FIELD GOALS	1-19	20-29	30-39	40-49	50+
Moseley	0/0	3/4	5/6	7/12	3/11
Opponents	1/1	5/5	5/5	0/3	1/2

DEFENSIVE STATISTICS	T	S	A	FR
Murphy	186	93	93	1
Coleman	118	81	37	2
Peters	107	70	37	0

NOTABLE

Record (Finish): 6-10 (3rd NFC East)

National Honors: PR Mike Nelms: Pro Bowl; CB Lemar Parrish: PFWA All-Pro Team, NEA All-Pro Team, All-NFL Team, All-NFC Team, Pro Bowl; WR Art Monk: All-Rookie Team.

Starters: Offense: WR John McDaniel (6), LT Terry Hermeling (11), LG Ron Saul (15), C Bob Kuziel (12), RG Jeff Williams (15), RT George Starke (13), TE Phil DuBois (1), WR Ricky Thompson (15), QB Joe Theismann (15), RB Buddy Hardeman (1), FB Clarence Harmon (14), WR Art Monk (11), LT/RT/RG Fred Dean (5/2/1), LG Dan Nugent (1), C Dan Peiffer (4), RT Gary Anderson (1), TE Don Warren (12), TE Rick Walker (4), RB Wilbur Jackson (14), QB Mike Kruczek (1), RB Bobby Hammond (1), RB Ricky Claitt (1).

Defense: LE Karl Lorch (16), LT Dave Butz (16), RT Perry Brooks (4), RE Coy Bacon (16), LLB/RLB Monte Coleman (2/8), MLB Rich Milot (5), RLB Pete Wysocki (8), LCB Lemar Parrish (16), RCB Joe Lavender (16), SS Ken Houston (5), FS Mark Murphy (16), RT Diron Talbert (5), RT Paul Smith (7), LLB Brad Dusek (14), MLB Neal Olkewicz (11), SS Tony Peters (11).

YEARLY STATS (SINCE 1970)

1981 (8-8)

COACH JOE GIBBS

Sept. 6	L	10-26	Dallas	55,045
Sept. 13	L	7-17	New York Giants	53,343
Sept. 20	L	30-40	at St. Louis Cardinals	47,592
Sept. 27	L	13-36	at Philadelphia	70,664
Oct. 4	L	17-30	San Francisco	51,843
Oct. 11	W	24-7	at Chicago	57,683
Oct. 18	L	10-13	at Miami	47,367
Oct. 25	W	24-22	New England	50,394
Nov. 1	W	42-21	St. Louis	50,643
Nov. 8	W	33-31	Detroit	52,090
Nov. 15	W	30-27 (OT)	at New York Giants	63,133
Nov. 22	L	10-24	at Dallas	64,583
Nov. 29	L	14-21	at Buffalo	59,624
Dec. 6	W	15-13	Philadelphia	52,206
Dec. 13	W	38-14	Baltimore	49,706
Dec. 20	W	30-7	at Los Angeles Rams	52,224

RECEIVING				
No.	Yds	Avg	Long	TD
Washington	70	558	8	29
Monk	56	894	16	79t
Metcalf	48	595	12.4	52
REDSKINS	307	3,743	12.2	79t
Opponents	214	3,310	15.5	58t

INTERCEPTIONS				
No.	Yds	Avg.	Long	TD
Murphy	7	68	9.7	29
Lavender	4	52	13	30
Coleman	3	52	17.3	52t
REDSKINS	24	249	10.4	52t
Opponents	22	391	17.8	96

PUNTING							
No.	Yds	Avg	Net	TB	In	Long	Blk
Connell	73	2,923	40	33.4	5	13	57
Opponents	80	3,328	41.6	32.8	10	17	52

TOTAL FIRST DOWNS		Redskins	Opponents
Rushing		334	310
Passing		136	133
Penalty		173	152
POSESSION AVG.		25	25
		31:23	28:37

PUNT RETURNS						
Ret	FC	Yds	Avg	Lg	TD	
Nelms	45	1	492	10.9	75t	2
REDSKINS	49	4	507	10.3	75t	2
Opponents	50	12	388	7.8	50t	1

TOTAL NET YARDS		Redskins	Opponents
Avg. Per Game		5,623	5,206
Total Plays		351.4	325.4
Avg. Per Play		1,083	1,016
NET YARDS RUSHING		5.2	5.1
		2,157	2,161

KICKOFF RETURNS				
No.	Yds	Avg	Lg	TD
Nelms	37	1,099	29.7	84
REDSKINS	67	1,673	25	84
Opponents	69	1,275	18.5	43

NET YARDS RUSHING		Redskins	Opponents
Avg. Per Game		134.8	135.1
Total Rushes		532	532

FIELD GOALS					
1-19	20-29	30-39	40-49	50+	
Moseley	1/1	7/8	6/8	5/12	0/1
Opponents	1/1	9/10	2/5	4/5	1/3

NET YARDS PASSING		Redskins	Opponents
Avg. Per Game		3,466	3,045
Sacked/Yards Lost		216.6	190.3
Gross Yards		30/277	32/265
Att./Completions		3,743	3,310
Completion Pct.		525/307	452/214
Had Intercepted		58.5	47.3
		22	24

DEFENSIVE STATISTICS				
T	S	A	FR	
Murphy	197	127	70	3
Olkewicz	188	127	61	0
Coleman	115	77	38	1

PUNT/AVERAGE		Redskins	Opponents
		73/40.0	80/41.6
NET PUNTING AVG.		33.4	32.8
PENALTIES/YARDS		98/940	107/916
FUMBLES/LOST		32/19	32/15
TOUCHDOWNS		42	43
Rushing		19	17
Passing		19	21
Returns		4	5

NOTABLE
Record (Finish): 8-8 (4th NFC East)

National Honors: KR Mike Nelms: PFWA All-Pro Team, All-NFL Team, Pro Bowl; T Joe Jacoby: PFWA All-Rookie Team.

Starters: Offense: WR Ricky Thompson (5), LT Mark May (8), LG Russ Grimm (13), C Jeff Bostic (16), RG Melvin Jones (10), RT George Starke (13), TE Don Warren (16), WR Art Monk (16), QB Joe Theismann (16), RB Joe Washington (13), RB John Riggins (4), TE Richard Caster (1), HB Terry Metcalf (2), FB Wilbur Jackson (2), TE Rick Walker (14), LG/RT/LT Joe Jacoby (2/3/8), LG/RG Ron Saul (1/6), WR Virgil Seay (7).

Defense: LE Karl Lorch (10), LT Dave Butz (16), RT Perry Brooks (12), RE Coy Bacon (3), LLB/RLB Monte Coleman (6/5), MLB Neal Olkewicz (14), RLB/LLB Rich Milot (4/2), LCB Jeris White (8), RCB Joe Lavender (16), SS Tony Peters (16), FS Mark Murphy (16), LCB Lemar Parrish (8), LE/RE/RT Mat Mendenhall (6/4/1), RT Wilbur Young (3), RE Dexter Manley (9), LLB/RLB Brad Dusek (7/2), MLB Pete Cronan (2) RLB/LLB Mel Kaufman (5/1).

SCORE BY PERIODS						
	1	2	3	4	OT	PTS
REDSKINS	77	112	64	91	3	347
Opponents	64	110	61	114	0	349

SCORING								
	TD	Ru	Pa	Rt	Pat	FG	S	TP
Moseley	0	0	0	0	38/42	19/30	0	95
Riggins	13	13	0	0	0/0	0/0	0	78
Washington	7	4	3	0	0/0	0/0	0	42
Monk	6	0	6	0	0/0	0/0	0	36
REDSKINS	42	19	19	4	38/42	19/30	0	347
Opponents	43	17	21	5	38/43	17/24	1	349

RUSHING					
	No.	Yds	Avg	Long	TD
Washington	210	916	4.4	32	4
Riggins	195	714	3.7	24	13
Jackson	46	183	4	14	0
REDSKINS	532	2,157	4.1	32	19
Opponents	532	2,161	4.1	51	17

PASSING												
	Att	Comp	Yds	Cmp%	Yds/Att	TD	TD%	Int	Int%	Long	Sack/Lost	Rating
Theismann	496	293	3,568	59.1	7.1	19	3.8	20	4.0	79	28/259	77.3
REDSKINS	525	307	3,743	58.5	7.1	19	3.6	22	4.2	79	30/277	75.1
Opponents	452	214	3,310	47.3	7.3	21	4.6	24	5.3	58	32/265	65.3

YEARLY STATS (SINCE 1970)

1982 (8-1)

COACH JOE GIBBS

Sept. 12	W	37-34 •	at Philadelphia	68,885
Sept. 19	W	21-13	at Buccaneers	66,187
Nov. 21	W	27-17	at New York Giants	70,766
Nov. 28	W	13-9	Philadelphia	48,313
Dec. 5	L	10-24	Dallas	54,633
Dec. 12	W	12-7	at St. Louis	35,308
Dec. 19	W	15-14	New York Giants	50,030
Dec. 26	W	27-10	at New Orleans	48,667
Jan. 2	W	28-0	St. Louis	52,554
			Playoffs	
Jan. 8	W	31-7	Detroit	55,045
Jan. 15	W	21-7	Minnesota	54,592
Jan. 22	W	31-17	Dallas	55,045
			Super Bowl XVII - Pasadena, Calif.	
Jan. 30	W	27-17	Miami	103,667

DNP (Home): Cleveland, Pittsburgh, San Francisco, Minnesota

DNP (Away): Dallas, Houston, Cincinnati

	Redskins	Opponents
TOTAL FIRST DOWNS	165	150
Rushing	66	46
Passing	87	93
Penalty	12	11
POSSESSION AVG.	32:19	27:41
TOTAL NET YARDS	2,985	2,560
Avg. Per Game	331.7	284.4
Total Plays	598	554
Avg. Per Play	5.0	4.6
NET YARDS RUSHING	1,140	946
Avg. Per Game	126.7	105.1
Total Rushes	315	247
NET YARDS PASSING	1,845	1,714
Avg. Per Game	205.0	190.4
Sacked/Yards Lost	30/223	32/256
Gross Yards	2,068	1,970
Att./Completions	253/162	275/146
Completion Pct.	64.0	53.1
Had Intercepted	9	11
PUNT/AVERAGE	52/37.3	56/40.1
NET PUNTING AVG.	33.3	33.2
PENALTIES/YARDS	46/404	52/572
FUMBLES/LOST	15/7	23/13
TOUCHDOWNS	19	16
Rushing	5	8
Passing	13	8
Returns	1	0

SCORE BY PERIODS	1	2	3	4	OT	PTS
REDSKINS	36	67	22	62	3	190
Opponents	17	33	43	35	0	128

SCORING	TD	Ru	Pa	Rt	Pat	FG	S	TP
Moseley	0	0	0	0	16/19	20/21	0	76
Brown	8	0	8	0	0/0	0/0	0	48
Riggins	3	3	0	0	0/0	0/0	0	18
REDSKINS	19	5	13	1	16/19	20/21	0	190
Opponents	16	8	8	0	14/16	6/9	0	128

RUSHING	No.	Yds	Avg	Long	TD
Riggins	177	553	3.1	19	3
Washington	44	190	4.3	40	1
Harmon	38	168	4.4	20	1
REDSKINS	315	1140	3.6	40	5
Opponents	247	946	3.8	64	8

PASSING	Att	Comp	Yds	Cmp%	Yds/Att	TD	TD%	Int	Int%	Long	Sack/Lost	Rating
Theismann	252	161	2,033	63.9	8.1	13	5.2	9	3.6	78	30/223	91.3
REDSKINS	253	162	2,068	64.0	8.2	13	5.1	9	3.6	78	30/223	91.5
Opponents	275	146	1,970	53.1	7.2	8	2.9	11	4.0	62	32/256	69.3

RECEIVING	No.	Yds	Avg	Long	TD
Monk	35	447	12.8	43	1
Brown	32	690	21.6	78t	8
Warren	27	310	11.5	29	0
REDSKINS	162	2068	12.8	78t	13
Opponents	146	1970	13.5	62	8

INTERCEPTIONS	No.	Yds	Avg.	Long	TD
Dean	3	62	20.7	26	0
White	3	4	1.3	4	0
Murphy	2	0	0	0	0
REDSKINS	11	85	7.7	26	0
Opponent	9	68	7.6	15	0

PUNTING	No.	Yds	Avg	Net	TB	In	Long	Blk
Hayes	51	1937	38	33.3	5	10	58	1
REDSKINS	52	1937	37.3	33.3	5	10	58	1
Opponents	56	2247	40.1	33.2	3	5	58	1

PUNT RETURNS	Ret	FC	Yds	Avg	Lg	TD
Nelms	32	0	252	7.9	28	0
REDSKINS	38	2	295	7.8	28	0
Opponents	30	2	106	3.5	11	0

KICKOFF RETURNS	No.	Yds	Avg	Lg	TD
Nelms	23	557	24.2	58	0
REDSKINS	30	649	21.6	58	0
Opponents	41	728	17.8	33	0

FIELD GOALS	1-19	20-29	30-39	40-49	50+
Moseley	1/1	6/6	8/8	5/6	0/0
Opponents	0/0	1/2	2/2	3/4	0/1

DEFENSIVE STATISTICS	T	S	A	FR
Murphy	100	55	45	0
Olkewicz	88	55	33	3
Milot	73	41	32	0

SACKS: Dexter Manley 6.5, Tony McGee 6.5, Dave Butz 4.5, Rich Milot 3.0, Neal Olkewicz 3.0, Darryl Grant 2.5, Mel Kaufman 1.5, Perry Brooks 1.0, Todd Lieberstein 1.0, Mat Mendenhall 1.0, Mark Murphy 1.0, Larry Kubin 0.5

NOTABLE

Record (Finish): 8-1 (Super Bowl XVII Champion)

National Honors: Coach Joe Gibbs: NFL Coach of the Year. WR Charlie Brown: Pro Bowl, All-Rookie Team. CB Vernon Dean: All-Rookie team. K Mark Moseley: Pro Bowl, PFWA All-Pro Team, NEA All-Pro Team, AP All-Pro Team, All-NFL Team. KR Mike Nelms: Pro Bowl, PFWA All-Pro Team, All-NFL Team, UPI All-NFC Team. SS Tony Peters: Pro Bowl, UPI All-NFC Team. QB Joe Theismann: Pro Bowl, UPI All-NFC Team.

Starters: Offense: WR Charlie Brown (9), LT Joe Jacoby (9), LG Russ Grimm (9), C Jeff Bostic (9), RG Mark May (9), RT George Starke (9), TE Don Warren (9), WR Art Monk (9), QB Joe Theismann (9), TE Michael Williams (1), FB John Riggins (8), TE Rick Walker (6), RB Joe Washington (1), RB Wilbur Jackson (1), WR Virgil Seay (1).

Defense: LE Mat Mendenhall (9), LT Dave Butz (9), RT Perry Brooks (5), RE Dexter Manley (4), LLB Monte Coleman (2), MLB Neal Olkewicz (9), RLB Rich Milot (9), LCB Jeris White (9), RCB Joe Lavender (1), SS Tony Peters (9), FS Mark Murphy (9), RT Darryl Grant (4), LLB Mel Kaufman (7), RCB Vernon Dean (8).

YEARLY STATS (SINCE 1970)

1983 (14-2)

COACH JOE GIBBS

Sept. 5	L	30-31	Dallas	55,045
Sept. 11	W	23-13	at Philadelphia	69,542
Sept. 18	W	27-12	Kansas City	52,610
Sept. 25	W	27-17	at Seattle	60,718
Oct. 2	W	37-35	Los Angeles Raiders	54,016
Oct. 9	W	38-14	at St. Louis	42,698
Oct. 17	L	47-48	at Green Bay	55,255
Oct. 23	W	38-17	Detroit	53,189
Oct. 31	W	27-24	at San Diego	46,120
Nov. 6	W	45-7	St. Louis	51,380
Nov. 13	W	33-17	at New York Giants	71,482
Nov. 20	W	42-20	at Los Angeles Rams	63,081
Nov. 27	W	28-24	Philadelphia	54,329
Dec. 4	W	37-21	Atlanta	52,074
Dec. 11	W	31-10	at Dallas	65,074
Dec. 17	W	31-22	New York Giants	53,874
Playoffs				
Jan. 1	W	51-7	Los Angeles Rams	55,363
Jan. 8	W	24-21	San Francisco	55,363
Super Bowl XVIII - Tampa, Fla.				
Jan. 22	L	9-38	Los Angeles Raiders	72,920

RECEIVING		No.	Yds	Avg	Long	TD
Brown		78	1,225	15.7	75t	8
Monk		47	746	15.9	43t	5
Washington		47	454	9.7	67	6
REDSKINS		278	3,765	13.5	84	29
Opponents		301	4,377	14.5	99t	28

INTERCEPTIONS		No.	Yds	Avg.	Long	TD
Murphy		9	127	14.1	48	0
Dean		5	54	10.8	26	0
REDSKINS		34	447	13.1	70t	1
Opponents		11	90	8.2	33	0

PUNTING		No.	Yds	Avg	Net	TB	In	Long	Blk
Hayes		72	2,796	38.8	32.6	2	29	56	0
Opponents		65	2,744	42.2	36.1	1	5	60	1

PUNT RETURNS		Ret	FC	Yds	Avg	Lg	TD
Nelms		38	1	289	7.6	35	0
REDSKINS		49	6	377	7.7	42	0
Opponents		41	11	407	9.9	97t	1

KICKOFF RETURNS		No.	Yds	Avg	Lg	TD
Nelms		35	802	22.0	41	0
REDSKINS		62	1,306	20.7	58	0
Opponents		91	1,772	19.5	57	0

FIELD GOALS		1-19	20-29	30-39	40-49	50+
Moseley		1/1	10/10	14/19	7/14	1/3
Opponents		1/1	8/8	5/7	4/10	2/2

DEFENSIVE STATISTICS		T	S	A	FF	FR
Olkewicz		144	78	66	2	2
Murphy		132	71	61	2	0
Milot		111	67	44	0	0

SACKS: Dave Butz 11.5, Dexter Manley 11.0, Tony McGee 10.0, Charles Mann 3.0, Perry Brooks 2.5, Darryl Grant 2.5, Monte Coleman 2.0, Neal Olkewicz 2.0, Mel Kaufman 1.5, Todd Lieberstein 1.5, Rich Milot 1.5, Ken Coffey 1.0, Mark Murphy 1.0

NOTABLE Record (Finish): 14-2 (NFC Champions)

National Honors: QB Joe Theismann: AP NFL MVP, Offensive Player-of-the-Year, Pro Bowl Player of the Game, All-NFL Team; RB John Riggins: Maxwell Club Player of the Year, AP All-Pro, All-NFL Team; C Jeff Bostic: UPI All-NFC, Pro Bowl; WR Charlie Brown: Pro Bowl; DT Dave Butz: AP All-Pro, All-NFL, Pro Bowl; G Russ Grimm: AP All-Pro, All-NFL, UPI All-NFC, Pro Bowl; T Joe Jacoby: AP All-Pro, All-NFL, UPI All-NFC, Pro Bowl; FS Mark Murphy: AP All-Pro, All-NFL, UPI All-NFC, Pro Bowl; CB Darrell Green: PFWA All-Rookie; KR Mike Nelms: AP All-Pro, All-NFL; Coach Joe Gibbs: PFWA NFC Coach of the Year, The Sporting News Coach of the Year, Pro Football Weekly Coach of the Year, College and Pro Football Newsweekly Coach of the Year, Football Digest Coach of the Year.

Starters: Offense: WR Charlie Brown (13), TE Rick Walker (16), LT Joe Jacoby (16), LG Russ Grimm (16), C Jeff Bostic (16), RG Mark May (15), RT George Starke (16), TE Don Warren (13), WR Alvin Garrett (6), QB Joe Theismann (16), RB John Riggins (15), TE Clint Didier (2), RG Ken Huff (1), WR Art Monk (11), WR Virgil Seay (3), RB Joe Washington (1).

Defense: LE Todd Liebenstein (15), LT Dave Butz (16), RT Darryl Grant (16), RE Dexter Manley (16), LLB Mel Kaufman (16), MLB Neal Olkewicz (16), RLB Rich Milot (16), LCB Darrell Green (16), RCB Vernon Dean (13), SS Curtis Jordan (11), FS Mark Murphy (15), SS Ken Coffey (5), LE Charles Mann (1), RCB Anthony Washington (3), FS Greg Williams (1).

		Redskins	Opponents
TOTAL FIRST DOWNS		353	290
Rushing		165	76
Passing		173	196
Penalty		15	18
POSSESSION AVG.		33:44	26:16
TOTAL NET YARDS		6,139	5,264
Avg. Per Game		383.7	329.0
Total Plays		1,127	969
Avg. Per Play		5.4	5.4
NET YARDS RUSHING		2,625	1,289
Avg. Per Game		164.1	80.6
Total Rushes		627	349
NET YARDS PASSING		3,514	3,975
Avg. Per Game		219.6	248.4
Sacked/Yards Lost		35/251	51/402
Gross Yards		3,765	4,377
Att./Completions		463/278	570/301
Completion Pct.		60.0	52.8
Had Intercepted		11	34
PUNT/AVERAGE		72/38.8	65/42.2
NET PUNTING AVG.		72/32.6	65/36.1
PENALTIES/YARDS		90/775	80/710
FUMBLES/LOST		13/7	46/27
TOUCHDOWNS		63	39
Rushing		30	9
Passing		29	28
Returns		4	2

SCORE BY PERIODS		1	2	3	4	OT	PTS
REDSKINS		127	153	129	132	0	541
Opponents		42	86	83	131	0	332

SCORING	TD	Ru	Pa	Rt	Pat	FG	S	TP
Moseley	0	0	0	0	62/63	33/47	0	161
Riggins	24	24	0	0	0/0	0/0	0	144
Brown	8	0	8	0	0/0	0/0	0	48
Washington	6	0	6	0	0/0	0/0	0	36
REDSKINS	63	30	29	4	62/63	33/47	1	541
Opponents	39	9	28	2	38/39	20/28	0	332

RUSHING	No.	Yds	Avg	Long	TD
Riggins	375	1,347	3.6	44	24
Washington	145	772	5.3	41	0
REDSKINS	629	2,625	4.2	48	30
Opponents	349	1,289	3.7	77	9

PASSING	Att	Comp	Yds	Cmp%	Yds/Att	TD	TD%	Int	Int%	Long	Sack/Lost	Rating
Theismann	459	276	3,714	60.1	8.1	29	6.3	11	2.4	84	34/242	97.0
REDSKINS	463	278	3,765	60.0	8.1	29	6.3	11	2.4	84	35/251	97.0
Opponents	570	301	4,377	52.8	7.7	28	4.9	34	6.0	99t	51/402	69.4

YEARLY STATS (SINCE 1970)

1984 (11-5)

COACH JOE GIBBS

Sept. 2	L	17-35	Miami	53,683
Sept. 10	L	31-37	at San Francisco	59,707
Sept. 16	W	30-14	New York Giants	52,997
Sept. 23	W	26-10	at New England	60,503
Sept. 30	W	20-0	Philadelphia	53,064
Oct. 7	W	35-7	at Indianapolis	60,012
Oct. 14	W	34-14	Dallas	55,431
Oct. 21	L	24-26	at St. Louis	50,262
Oct. 28	L	13-37	at New York Giants	76,192
Nov. 5	W	27-14	Atlanta	51,301
Nov. 11	W	28-14	Detroit	50,212
Nov. 18	L	10-16	at Philadelphia	63,117
Nov. 25	W	41-14	Buffalo	51,513
Nov. 29	W	31-17	at Minnesota	55,017
Dec. 9	W	30-28	at Dallas	64,286
Dec. 16	W	29-27	St. Louis Playoffs	54,299
Dec. 30	L	19-23	Chicago	55,431

	Redskins	Opponents
TOTAL FIRST DOWNS	339	307
Rushing	154	91
Passing	164	194
Penalty	21	22
POSSESSION AVG.	30:36	29:34
TOTAL NET YARDS	5,350	5,361
Avg. Per Game	334.4	335.1
Total Plays	1,121	1,030
Avg. Per Play	4.8	5.2
NET YARDS RUSHING	2,274	1,589
Avg. Per Game	142.1	99.3
Total Rushes	588	390
NET YARDS PASSING	3,076	3,772
Avg. Per Game	192.3	235.8
Sacked/Yards Lost	48/341	66/529
Gross Yards	3,417	4,301
Att./Completions	485/286	575/318
Completion Pct.	59.0	55.3
Had Intercepted	13	21
PUNT/AVERAGE	73/38.8	78/39.9
NET PUNTING AVG.	34.9	32.1
PENALTIES/YARDS	80/719	84/803
FUMBLES/LOST	33/15	32/22
TOUCHDOWNS	51	39
Rushing	20	13
Passing	24	25
Returns	7	1

SCORE BY PERIODS	1	2	3	4	OT	PTS
REDSKINS	89	144	108	85	0	426
Opponents	73	70	107	60	0	310

SCORING	TD	Ru	Pa	Rt	Pat	FG	S	TP
Moseley	0	0	0	0	48/51	24/31	0	120
Riggins	14	0	0	0	0/0	0/0	0	84
Monk	7	0	7	0	0/0	0/0	0	42
REDSKINS	51	20	24	7	48/51	24/31	0	426
Opponents	39	13	25	1	37/39	13/20	0	310

RUSHING	No.	Yds	Avg	Long	TD
Riggins	327	1,239	3.8	24	14
Griffin	97	408	4.2	31	0
REDSKINS	588	2,274	3.9	31	20
Opponents	390	1,589	4.1	39	13

PASSING	Att	Comp	Yds	Cmp%	Yds/Att	TD	TD%	Int	Int%	Long	Sack/Lost	Rating
Theismann	477	283	3,391	59.3	7.1	24	5.0	13	2.7	80	48/341	86.5
REDSKINS	485	286	3,417	59.0	7.1	24	4.9	13	2.7	80	48/341	85.7
Opponents	575	318	4,301	55.3	7.5	25	4.3	21	3.7	83	66/529	78.2

RECEIVING	No.	Yds	Avg	Long	TD
Monk	106	1,372	12.9	72	7
Muhammad	42	729	17.4	80t	4
Didier	30	350	11.7	44	5
REDSKINS	286	3,417	11.9	80t	24
Opponents	318	4,301	13.5	83t	25

INTERCEPTIONS	No.	Yds	Avg.	Long	TD
Dean	7	114	16.3	36t	2
Green	5	101	20.2	50	1
Milot	3	42	14.0	25	0
REDSKINS	21	401	19.1	50	4
Opponents	13	159	12.2	40	0

PUNTING	No.	Yds	Avg	Net	TB	In	Long	Blk
Hayes	72	2,834	39.4	34.9	5	13	59	1
REDSKINS	73	2,834	38.8	34.9	5	13	59	1
Opponents	78	3,114	39.9	32.1	7	16	64	1

PUNT RETURNS	Ret	FC	Yds	Avg	Lg	TD
Nelms	49	1	428	8.7	46	0
REDSKINS	55	2	474	8.6	46	0
Opponents	38	16	187	4.9	14	0

KICKOFF RETURNS	No.	Yds	Avg	Lg	TD
Nelms	42	860	20.1	36	0
REDSKINS	60	1,174	19.6	31	0
Opponents	73	1,404	19.2	89t	1

FIELD GOALS	1-19	20-29	30-39	40-49	50+
Moseley	1/1	9/10	12/13	1/5	1/2
Opponents	2/2	3/3	5/7	3/6	0/2

DEFENSIVE STATISTICS	T	S	A	FF	FR
Olkewicz	149	86	63	1	2
Jordan	144	79	65	1	1
Milot	112	68	44	0	0

SACKS: Dexter Manley 13.5, Monte Coleman 10.5, Darryl Grant 8.0, Charles Mann 7.0, Perry Brooks 5.5, Mel Kaufman 5.5, Dave Butz 4.5, Tony McGee 4.5, Rich Milot 4.0, Tom Beasley 2.0, Neal Olkewicz 1.0

NOTABLE Record (Finish): 11-5 (1st NFC East)

National Honors: CB Darrell Green: Pro Bowl. G Russ Grimm: Pro Bowl, PFWA All-Pro Team, NEA All-Pro Team, APAll-Pro Team, All-NFL Team, UPI All-NFC Team. T Joe Jacoby: Pro Bowl, PFWA All-Pro Team, APAll-Pro Team, All-NFL Team, UPI All-NFC Team. WR Art Monk: Pro Bowl, PFWA All-Pro Team, Associated Press All-Pro Team, All NFL Team, UPI All-NFC Team.

Starters: Offense: WR Charlie Brown (4), TE Rick Walker (14), LT Joe Jacoby (16), LG Russ Grimm (16), C Jeff Bostic (8), RG/RT Mark May (7/9), RT George Starke (7), TE Don Warren (16), WR Art Monk (16), QB Joe Theismann (16), RB John Riggins (14), TE Clint Didier (2), RG Ken Huff (9), RB Keith Griffin (2), WR Virgil Seay (2), WR Calvin Muhammad (8), WR Mark McGrath (2), C Rick Donnalley (8).

Defense: LE Todd Liebenstein (1), LT Dave Butz (15), RT Perry Brooks (1), RE Dexter Manley (14), LLB Mel Kaufman (15), MLB Neal Olkewicz (16), RLB Rich Milot (12), LCB Darrell Green (16), RCB Anthony Washington (2), SS Tony Peters (6), FS Mark Murphy (2), LE Charles Mann (15), LT/RE Tom Beasley (1/2), RT Darryl Grant (15), LLB/RLB Monte Coleman (1/4), RCB Vernon Dean (14), SS Ken Coffey (10), FS Curtis Jordan (14).

YEARLY STATS (SINCE 1970)

1985 (10-6)

COACH JOE GIBBS

Sept. 9	L	14-44	at Dallas	62,292
Sept. 15	W	16-13	Houston	53,553
Sept. 22	L	6-19	Philadelphia	53,748
Sept. 29	L	10-45	at Chicago	63,708
Oct. 7	W	27-10	St. Louis	53,134
Oct. 13	W	24-3	Detroit	52,845
Oct. 20	L	3-17	at New York Giants	74,389
Oct. 27	W	14-7	at Cleveland	78,540
Nov. 3	W	44-10	at Atlanta	42,209
Nov. 10	L	7-13	Dallas	55,750
Nov. 18	W	23-21	New York Giants	53,371
Nov. 24	W	30-23	at Pittsburgh	59,293
Dec. 1	L	8-35	San Francisco	51,321
Dec. 8	W	17-12	at Philadelphia	60,737
Dec. 15	W	27-24	Cincinnati	50,544
Dec. 21	W	27-16	at St. Louis	28,090

TOTAL FIRST DOWNS		Redskins	Opponents
Rushing		319	244
Passing		147	94
Penalty		157	134
POSSESSION AVG.		33:17	26:43
TOTAL NET YARDS		5,338	4,480
Avg. Per Game		333.6	280.0
Total Plays		1,135	941
Avg. Per Play		4.7	4.8
NET YARDS RUSHING		2,523	1,734
Avg. Per Game		157.7	108.4
Total Rushes		571	424
NET YARDS PASSING		2,815	2,746
Avg. Per Game		175.9	171.6
Sacked/Yards Lost		52/428	52/378
Gross Yards		3,243	3,124
Att./Completions		512/280	465/239
Completion Pct.		54.7	51.4
Had Intercepted		21	23
PUNT/AVERAGE		73/40.7	85/43.8
NET PUNTING AVG.		73/32.4	85/36.0
PENALTIES/YARDS		74/596	89/699
FUMBLES/LOST		27/19	28/11
TOUCHDOWNS		33	35
Rushing		20	11
Passing		13	19
Returns		0	5

SCORE BY PERIODS		1	2	3	4	OT	PTS
REDSKINS		81	105	44	67	0	297
Opponents		59	107	78	68	0	312

SCORING		TD	Ru	Pa	Rt	Pat	FG	S	TP
Moseley	0	0	0	0	31/33	22/34	0	97	
Riggins	8	8	0	0	0/0	0/0	0	48	
Rogers	7	7	0	0	0/0	0/0	0	42	
Clark	5	0	5	0	0/0	0/0	0	30	
REDSKINS	33	20	13	0	31/33	22/35	1	297	
Opponents	35	11	19	5	34/35	22/28	1	312	

RUSHING		No.	Yds	Avg	Long	TD
Rogers		231	1,093	4.7	35	7
Riggins		176	677	3.8	51	8
Griffin		102	473	4.6	66t	3
REDSKINS		571	2,523	4.4	66t	20
Opponents		424	1,734	4.1	64	11

PASSING		Att	Comp	Yds	Cmp%	Yds/Att	TD	TD%	Int	Int%	Long	Sack/Lost	Rating
Theismann		301	167	1,774	55.5	5.9	8	2.7	16	5.3	55	37/314	59.6
Schroeder		209	112	1,458	53.6	6.9	5	2.4	5	2.4	53	15/114	73.8
REDSKINS		512	280	3,243	54.7	6.3	13	2.5	21	4.1	55	52/428	65.3
Opponents		465	239	3,124	51.4	6.7	19	4.1	23	4.9	69	52/378	66.2

RECEIVING		No.	Yds	Avg	Long	TD
Monk		91	1,226	13.5	53	2
Clark		72	926	12.9	55	5
Didier		41	433	10.6	29	4
REDSKINS		280	3,243	11.6	55	13
Opponents		239	3,124	13.1	69	19

INTERCEPTIONS		No.	Yds	Avg.	Long	TD
Jordan		5	88	17.6	36	0
Dean		5	8	1.6	8	0
Kaufman		3	10	3.3	10	0
REDSKINS		23	220	9.6	36	0
Opponents		21	215	10.2	90	2

PUNTING		No.	Yds	Avg	Net	TB	In	Long	Blk
Cox		52	2,175	41.8	32.4	13	15	57	0
REDSKINS		73	2,973	40.7	32.4	16	19	57	0
Opponents		85	3,723	43.8	36.0	8	24	68	1

PUNT RETURNS		Ret	FC	Yds	Avg	Lg	TD
Jenkins		26	9	272	10.5	28	0
REDSKINS		47	11	508	10.7	37	0
Opponents		32	11	285	8.9	56	0

KICKOFF RETURNS		No.	Yds	Avg	Lg	TD
Jenkins		41	1,018	24.8	95	0
REDSKINS		60	1,349	22.5	95	0
Opponents		53	1,186	22.4	99t	2

FIELD GOALS		1-19	20-29	30-39	40-49	50+
Moseley		0/0	7/8	8/13	7/12	0/1
Opponents		0/0	5/5	9/11	7/9	1/3

DEFENSIVE STATISTICS		T	S	A	FF	FR
Jordan		178	104	73	1	2
Olkewicz		174	105	69	4	1
Milot		145	89	56	0	0

SACKS: Dexter Manley 15.0, Charles Mann 14.5, Dean Hamel 6.0, Dave Butz 5.0, Mel Kaufman 4.0, Rich Milot 3.0, Darryl Grant 1.5, Tom Beasley 1.0, Monte Coleman 1.0, Steve Hamilton 1.0

NOTABLE Record (Finish): 10-6 (3rd NFC East)

National Honors: G Russ Grimm: PFWA All-Pro, NEA All-NFL, AP All-Pro, All-NFL, UPI All-NFC, Pro Bowl; WR Art Monk: UPI All-NFC, Pro Bowl; T Joe Jacoby: Pro Bowl; CB Raphael Cherry: PFWA All-Rookie.

Starters: Offense: WR Calvin Muhammad (5), WR Malcolm Barnwell (2), LT Joe Jacoby (11), LG/LT Russ Grimm (14/2), C Rick Donnalley (12), RG Ken Huff (15), RT Mark May (16), TE Don Warren (16), WR Art Monk (14), QB Joe Theismann (11), RB John Riggins (11), C/LG Jeff Bostic (4/2), WR Gary Clark (10), TE Clint Didier (14), TE Anthony Jones (2), LT Dan McQuaid (3), RB George Rogers (5), QB Jay Schroeder (5), RB Otis Wonsley (1), RG/RC Thielemann (1).

Defense: LE Charles Mann (16), LT Dave Butz (16), RT Darryl Grant (8), RE Dexter Manley (16), LLB Mel Kaufman (15), MLB Neal Olkewicz (16), RLB Rich Milot (16), LCB Darrell Green (16), RCB Vernon Dean (16), SS Tony Peters (10), FS Curtis Jordan (16), SS Raphael Cherry (6), LLB Monte Coleman (1), RT Dean Hamel (8).

YEARLY STATS (SINCE 1970)

1986 (12-4)

COACH JOE GIBBS

Sept. 7	W	41-14	Philadelphia	53,982
Sept. 14	W	10-6	Los Angeles Raiders	55,235
Sept. 21	W	30-27	at San Diego	57,853
Sept. 28	W	19-14	Seattle	54,157
Oct. 5	W	14-6 at	New Orleans	57,378
Oct. 12	L	6-30 at	Dallas	63,264
Oct. 19	W	28-21	St. Louis	53,494
Oct. 27	L	20-27	at New York Giants	75,923
Nov. 2	W	44-38 (OT)	Minnesota	51,928
Nov. 9	W	16-7	at Green Bay	47,728
Nov. 17	W	14-6	San Francisco	54,774
Nov. 23	W	41-14	Dallas	55,642
Nov. 30	W	20-17	at St. Louis	35,637
Dec. 7	L	14-24	New York Giants	55,642
Dec. 13	L	30-31	at Denver	75,905
Dec. 21	W	21-14	at Philadelphia Playoffs	61,816
Dec. 28	W	19-7	Los Angeles Rams	54,180
Jan. 3	W	27-13	at Chicago	65,141
Jan. 11	L	0-17	at New York Giants	76,891

RECEIVING		No.	Yds	Avg	Long	TD
Clark		74	1,265	17.1	55	7
Monk		73	1,068	14.6	69	4
Bryant		43	449	10.4	40	3
REDSKINS		276	4,109	14.9	71t	22
Opponents		302	3,916	13.0	76t	21

INTERCEPTIONS		No.	Yds	Avg.	Long	TD
Green		5	9	1.8	7	0
Jordan		3	46	15.3	20	0
REDSKINS		19	126	6.6	31	0
Opponents		22	186	8.5	35	0

PUNTING		No.	Yds	Avg	Net	TB	In	Long	Blk
Cox		75	3,271	43.6	36.4	16	21	58	0
Opponents		95	3,923	41.3	33.8	8	22	55	0

PUNT RETURNS		Ret	FC	Yds	Avg	Ig	TD
Jenkins		28	11	270	9.6	39	0
REDSKINS		51	20	550	10.8	44	0
Opponents		36	10	220	6.1	24	0

KICKOFF RETURNS		No.	Yds	Avg	Lg	TD
Jenkins		27	554	20.5	37	0
REDSKINS		60	1,175	19.6	37	0
Opponents		50	1,005	20.1	59	0

FIELD GOALS		1-19	20-29	30-39	40-49	50+
Zendejas		0/0	5/5	2/3	2/4	0/2
Moseley		1/1	3/4	1/2	1/5	0/0
REDSKINS		1/1	8/9	3/5	4/10	2/7
Opponents		0/0	4/5	9/11	3/6	1/2

DEFENSIVE STATISTICS		T	S	A	TFL	PD	FF	FR
Olkewicz		83	98	67	18	0	1	2
Jordan		173	112	60	1	1	0	0
Milot		134	88	44	2	1	2	1

SACKS: Dexter Manley 18.5, Charles Mann 10.0, Dave Butz 6.0, Steve Hamilton 4.5, Monte Coleman 3.0, Mel Kaufman 3.0, Darryl Grant 2.0, Rich Milot 2.0, Neal Olkewicz 2.0, Angelo Snipes 2.0, Calvin Daniels 1.0, Alvin Walton 1.0

NOTABLE
Record (Finish): 12-4 (2nd NFC East)

National Honors: FS Todd Bowles: UPI All-Rookie. WR Gary Clark: Pro Bowl, UPI All-NFC. CB Darrell Green: Pro Bowl, All-NFL, G Russ Grimm: Pro Bowl, All-NFL, UPI All-NFC. T Joe Jacoby: Pro Bowl. DE Dexter Manley: Pro Bowl, AP All-Pro, All-NFL, UPI All-NFC. WR Art Monk: Pro Bowl. QB Jay Schroeder: Pro Bowl. SS Alvin Walton: UPI All-Rookie. K Max Zendejas: UPI All-Rookie.

Starters: Offense: WR Art Monk (16), TE Don Warren (16), LT Joe Jacoby (16), LG Russ Grimm (14), C Jeff Bostic (16), RG RC Thielemann (13), RT Mark May (16), TE Clint Didier (11), WR Gary Clark (15), QB Jay Schroeder (16), RB George Rogers (15), RG/LG Raleigh McKenzie (3/2), WR Ricky Sanders (3), WR Derek Holloway (1), TE Anthony Jones (1), HB Terry Orr (1), RB Keith Griffin (1).

Defense: LE Charles Mann (15), LT Dave Butz (16), RT Dean Hamel (8), RE Dexter Manley (16), LLB Mel Kaufman (2), MLB Neal Olkewicz (16), RLB Rich Milot (15), LCB Darrell Green (15), RCB Vernon Dean (8), SS Ken Coffey (9), FS Curtis Jordan (16), RT Darryl Grant (8) LE/RT Steve Hamilton (1/1), LLB Monte Coleman (4), LLB Calvin Daniels (10), LCB/RCB/SS Tim Morrison (1/3/1), RCB Barry Wilburn (5), SS Alvin Walton (4), SS Todd Bowles (2).

TOTAL FIRST DOWNS		Redskins	Opponents
Rushing		312	103
Passing		177	181
Penalty		23	32
POSSESSION AVG.		29:56	30:04
TOTAL NET YARDS		5,601	5,297
Avg. Per Game		350.1	331.1
Total Plays		1,044	1,046
Avg. Per Play		5.4	5.1
NET YARDS RUSHING		1,732	1,805
Avg. Per Game		108.3	112.8
Total Rushes		474	459
NET YARDS PASSING		3,869	3,492
Avg. Per Game		241.8	218.3
Sacked/Yards Lost		28/240	55/424
Gross Yards		4,109	3,916
Att./Completions		542/276	532/302
Completion Pct.		50.9	56.8
Had Intercepted		22	19
PUNT/AVERAGE		75/43.6	95/41.3
NET PUNTING AVG.		36.4	33.8
PENALTIES/YARDS		94/860	115/1026
FUMBLES/LOST		29/10	21/9
TOUCHDOWNS		46	35
Rushing		23	14
Passing		22	21
Returns		1	0

SCORE BY PERIODS		1	2	3	4	OT	PTS
REDSKINS		79	101	92	90	6	368
Opponents		82	77	68	69	0	296

SCORING		TD	Ru	Pa	Rt	Pat	FG	S	TP
Rogers		18	18	0	0	0/0	0/0	0	108
Zendejas		0	0	0	0	23/28	9/14	0	50
Bryant		7	4	3	0	0/0	0/0	0	42
Clark		7	0	7	0	0/0	0/0	0	42
REDSKINS		46	23	22	1	38/45	18/32	0	368
Opponents		35	14	21	0	35/35	17/24	0	296

RUSHING		No.	Yds	Avg	Long	TD
Rogers		303	1,203	4.0	42	18
Bryant		69	258	3.7	22t	4
Griffin		62	197	3.2	12	0
REDSKINS		474	1,732	3.7	42	23
Opponents		459	1,805	3.9	39	14

PASSING		Att	Comp	Yds	Cmp%	Yds/Att	TD	TD%	Int	Int%	Long	Sack/Lost	Rating
Schroeder		541	276	4,109	51.0	7.6	22	4.1	22	4.1	71	28/240	72.9
REDSKINS		542	276	4,109	50.9	7.6	22	4.1	22	4.1	71	28/240	72.7
Opponents		532	302	3,916	56.8	7.4	21	3.9	19	3.6	76	55/424	78.3

YEARLY STATS (SINCE 1970)

1987 (11-4)

COACH JOE GIBBS

Sept. 13	W	34-24	Philadelphia	52,188
Sept. 20	L	20-21	at Atlanta	50,882
Sept. 27	Cancelled		New England	
Oct. 4	W	28-21	St. Louis	27,728
Oct. 11	W	38-12	at New York Giants	9,123
Oct. 19	W	13-7	at Dallas	60,415
Oct. 25	W	17-16	New York Jets	53,497
Nov. 1	W	27-7	at Buffalo	71,640
Nov. 8	L	27-31	at Philadelphia	63,609
Nov. 15	W	20-13	Detroit	53,593
Nov. 23	L	26-30	Los Angeles Rams	53,614
Nov. 29	W	23-19	New York Giants	45,815
Dec. 6	W	34-17	at St. Louis	31,324
Dec. 13	W	24-20	Dallas	54,882
Dec. 20	L	21-23	at Miami	65,715
Dec. 26	W	27-24	at Minnesota	59,160
			Playoffs	
Jan. 10	W	21-17	at Chicago	65,268
Jan. 17	W	17-10	Minnesota	55,212
			Super Bowl XXII - San Diego	
Jan. 31	W	42-10	Denver	73,302

RECEIVING					
No.	Yds	Avg	Long	TD	
Clark	56	1,066	19.0	84t	7
Bryant	43	490	11.4	39	5
REDSKINS	247	3,718	15.1	88	27
Opponents	276	3,767	13.6	59t	19

INTERCEPTIONS					
No.	Yds	Avg.	Long	TD	
Wilburn	9	135	15.0	100t	1
Bowles	4	24	6.0	24	0
REDSKINS	23	329	14.3	100t	1
Opponents	18	193	10.7	60t	1

PUNTING								
No.	Yds	Avg	Net	TB	In	Long	Blk	
Cox	63	2,571	40.8	35.0	7	14	77	1
REDSKINS	78	3,053	39.1	34.1	8	19	77	1
Opponents	91	3,569	39.2	31.4	5	11	62	0

PUNT RETURNS						
Ret	FC	Yds	Avg	Lg	TD	
Yarber	37	9	273	7.4	33	0
REDSKINS	56	10	615	11.0	73	0
Opponents	37	11	231	6.2	45	0

KICKOFF RETURNS					
No.	Yds	Avg	Lg	TD	
Griffin	25	478	19.1	54	0
REDSKINS	59	1,139	19.3	54	0
Opponents	63	1,352	21.5	95t	1

FIELD GOALS					
1-19	20-29	30-39	40-49	50+	
Haji-Sheikh	0/0	5/5	6/10	2/4	0/0
REDSKINS	1/1	7/7	7/12	3/8	0/1
Opponents	0/0	6/7	5/7	8/11	0/3

DEFENSIVE STATISTICS							
T	S	A	TFL	PD	FF	FR	
Walton	148	91	46	11	3	2	1
Bowles	108	70	36	2	4	0	1
Coleman	107	63	34	10	0	1	0

SACKS: Charles Mann 9.5, Dexter Manley 8.5, Steve Martin 5.0, Monte Coleman 4.0, Dave Butz 3.0, Alvin Walton 3.0, Dan Benish 2.0, Joe Cofer 2.0, Darryl Grant 2.0, Mel Kaufman 2.0, Markus Koch 2.0, Neal Olkewicz 2.0, Bobby Curtis 1.0, Steve Hamilton 1.0, Ted Karras 1.0, Rich Milot 1.0, Carlton Rose 1.0, Anthony Sagnella 1.0, Steve Thompson 1.0, Henry Waechter 1.0

NOTABLE

Record (Finish): 11-4 (Super Bowl XXII Champions)

National Honors: WR Gary Clark: AP All-Pro, All-NFL, Pro Bowl; CB Barry Wilburn: AP All-Pro, All-NFL Team, UPI All-NFC; QB Doug Williams: Super Bowl XXII MVP; DE Charles Mann: Pro Bowl; CB Darrell Green: Pro Bowl.

Starters: Offense: WR Art Monk (9), TE Don Warren (12), LT Joe Jacoby (12), LG/C Raleigh McKenzie (10/2), C Russ Grimm (5), RG RC Thielemann (12), RT/LG Ed Simmons (2/1), WR Gary Clark (11), QB Jay Schroeder (10), RB George Rogers (9), WR Ricky Sanders (5), TE Clint Didier (6), C Jeff Bostic (5), RT Mark May (10), QB Doug Williams (2), RB Keith Griffin (2), RB Kelvin Bryant (1), TE Terry Orr (1), TE Ken Whisenhunt (1), TE Joe Caravello (5), WR Clarence Verdin (1), WR Derrick Shepard (1), LG Darrick Brilz (4), RG Phil Pettey (3), TE Craig McEwen (3), LT Mark Carlson (3), RT Willard Scissum (3), C Eric Coyle (3), QB Ed Ruppert (3), WR Anthony Allen (3), TE Glenn Dennison (1), WR Lionel Vital (3), WR Ted Wilson (2).

Defense: LE Charles Mann (12), LT Dave Butz (12), RT Darryl Grant (11), RE Markus Koch (2), LLB Mel Kaufman (11), MLB Rich Milot (5), RLB Monte Coleman (12), LCB Darrell Green (12), RCB Barry Wilburn (12), SS Alvin Walton (12), FS Todd Bowles (12), RE Dexter Manley (10), MLB Neal Olkewicz (6), RT Dean Hamel (1), MLB Kurt Gouveia (1), LE Alec Gibson (3), RT Dan Benish (3), SS Joe Cofer (1), RLB Bobby Curtis (3), SS Steve Gage (1), SS Charles Jackson (1), LT Ted Karras (1), LLB Jon Kimmel (1), FS Skip Lane (3), RE Steve Martin (3), LCB Michael Mitchell (3), LT Tony Sagnella (2), MLB Eric Wilson (3), RCB Dennis Woodbury (3).

		Redskins	Opponents
TOTAL FIRST DOWNS			
Rushing		119	104
Passing		153	177
Penalty		29	15
POSSESSION AVG.		30:30	29:30
TOTAL NET YARDS		5,597	5,022
Avg. Per Game		373.1	334.8
Total Plays		1,005	1,021
Avg. Per Play		5.6	4.9
NET YARDS RUSHING		2,102	1,679
Avg. Per Game		140.1	111.9
Total Rushes		500	441
NET YARDS PASSING		3,495	3,343
Avg. Per Game		233.0	222.9
Sacked/Yards Lost		27/223	53/424
Gross Yards		3,718	3,767
Att./Completions		478/247	527/276
Completion Pct.		51.7	52.4
Had Intercepted		18	23
PUNT/AVERAGE		78/39.1	91/39.2
NET PUNTING AVG.		78/34.1	91/31.4
PENALTIES/YARDS		82/691	97/801
FUMBLES/LOST		26/19	2/11
TOUCHDOWNS		47	33
Rushing		18	10
Passing		27	19
Returns		2	4

SCORE BY PERIODS							
	1	2	3	4	OT	PTS	
REDSKINS	66	118	108	84	3	379	
Opponents	54	68	94	69	0	285	

SCORING								
TD	Ru	Pa	Rt	Pat	FG	S	TP	
Haji-Sheikh	0	0	0	29/32	13/19	0	68	
Clark	7	0	7	0/0	0/0	0	42	
REDSKINS	47	18	27	43/47	18/29	0	379	
Opponents	33	10	19	4	30/33	19/28	0	285

RUSHING					
No.	Yds	Avg	Long	TD	
Rogers	163	613	3.8	29	6
Bryant	77	406	5.3	28	1
REDSKINS	500	2,102	4.2	31	18
Opponents	441	1,679	3.8	45	10

PASSING											
Att	Comp	Yds	Cmp%	Yds/Att	TD	TD%	Int	Int%	Long	Sack/Lost	Rating
Schroeder	267	129	48.3	7.0	12	10	3.7	84	17/149	71.0	
D. Williams	143	81	56.6	8.1	11	7.7	5	3.5	62	7/53	94.0
REDSKINS	478	247	51.7	7.8	27	5.6	18	3.8	88	27/223	80.7
Opponents	527	276	52.4	7.1	19	3.6	23	4.4	59	53/424	69.3

YEARLY STATS (SINCE 1970)

1988 (7-9)

COACH JOE GIBBS

Sept. 5	L	20-27	at Giants	76,417
Sept. 11	W	30-29	Pittsburgh	54,083
Sept. 18	W	17-10	Philadelphia	53,920
Sept. 25	L	21-30	at Phoenix	61,973
Oct. 2	L	23-24	Giants	54,601
Oct. 9	W	35-17	at Dallas	63,325
Oct. 16	W	33-17	Phoenix	54,402
Oct. 23	W	20-17	at Green Bay	51,767
Oct. 30	L	17-41	at Houston	48,781
Nov. 6	W	27-24	New Orleans	54,183
Nov. 13	L	14-34	Chicago	52,418
Nov. 21	L	21-37	at San Francisco	59,268
Nov. 27	L	13-17	Cleveland	51,604
Dec. 4	W	20-19	at Philadelphia	65,947
Dec. 11	L	17-24	Dallas	51,526
Dec. 17	L	17-20 (OT)	at Cincinnati	52,157

TOTAL FIRST DOWNS		Redskins	Opponents
Rushing		306	293
Passing		87	112
Penalty		202	153
POSSESSION AVG.		30:57	29:03
TOTAL NET YARDS		5,679	5,184
Avg. Per Game		355	324
Total Plays		1,053	982
Avg. Per Play		5.4	5.3
NET YARDS RUSHING		1,543	1,745
Avg. Per Game		96.4	109.1
Total Rushes		437	442
NET YARDS PASSING		4,136	3,439
Avg. Per Game		258.5	214.9
Sacked/Yards Lost		24/203	43/305
Gross Yards		4,339	3,744
Att./Completions		592/327	497/261
Completion Pct.		55.2	52.5
Had Intercepted		25	14
PUNT/AVERAGE		67/38.2	79/39.4
NET PUNTING AVG.		29.8	34.2
PENALTIES/YARDS		96/817	91/711
FUMBLES/LOST		34/21	23/8
TOUCHDOWNS		41	46
Rushing		8	17
Passing		33	24
Returns		0	5

SCORE BY PERIODS		1	2	3	4	OT	PTS
REDSKINS		86	79	89	91	0	345
Opponents		70	125	64	125	3	387

SCORING		TD	Ru	Pa	Rt	Pat	FG	S	TP
Lohmiller		0	0	0	0	40/41	19/26	0	97
Sanders		12	0	12	0	0/0	0/0	0	72
Clark		7	0	7	0	0/0	0/0	0	42
Bryant		6	1	5	0	0/0	0/0	0	36
REDSKINS		41	8	33	0	40/41	19/26	1	345
Opponents		46	17	24	5	43/46	22/36	1	387

RUSHING		No.	Yds	Avg	Long	TD
Bryant		108	498	4.6	25	1
Smith		155	470	3.0	29	3
Morris		126	437	3.5	27t	2
REDSKINS		437	1,543	3.5	29	8
Opponents		442	1,745	3.9	50t	17

PASSING		Att	Comp	Yds	Cmp%	Yds/Att	TD	TD%	Int	Int%	Long	Sack/Lost	Rating
Williams		380	213	2,609	56.1	6.9	15	3.9	12	3.2	58	10/88	77.4
Rypien		208	114	1,730	54.8	8.3	18	8.7	13	6.3	60	14/115	85.2
REDSKINS		592	327	4,339	55.2	7.3	33	5.6	25	4.2	60	24/203	79.6
Opponents		497	261	3,744	52.5	7.5	24	4.8	14	2.8	80	43/305	81.6

RECEIVING		No.	Yds	Avg	Long	TD
Sanders		73	1,148	15.7	55t	12
Monk		72	946	13.1	46t	5
Clark		59	892	15.1	60t	7
REDSKINS		327	4,339	13.3	60t	33
Opponents		261	3,744	14.3	80t	24

INTERCEPTIONS		No.	Yds	Avg.	Long	TD
Wilburn		4	24	6.0	14	0
Marshall		3	61	20.3	43	0
Walton		3	54	18.0	29	0
REDSKINS		14	193	13.8	43	0
Opponents		25	271	10.8	40	0

PUNTING		No.	Yds	Avg	Net	TB	In	Long	Blk
G. Coleman		39	1,505	38.6	29.2	3	8	53	0
REDSKINS		67	2,562	38.2	29.8	6	10	55	1
Opponents		79	3,116	39.4	34.2	2	21	54	1

PUNT RETURNS		Ret	FC	Yds	Avg	Lg	TD
Shepherd		12	2	104	8.7	23	0
Allen		10	2	62	6.2	14	0
Green		9	0	103	11.4	32	0
REDSKINS		52	9	377	7.3	34	0
Opponents		39	7	448	11.5	95t	1

KICKOFF RETURNS		No.	Yds	Avg	Lg	TD
Morris		21	413	19.7	35	0
Sanders		19	362	19.1	31	0
REDSKINS		74	1,355	18.3	44	0
Opponents		61	1,111	18.2	32	0

FIELD GOALS		1-19	20-29	30-39	40-49	50+
Lohmiller		1/1	6/8	5/7	7/10	0/0
Opponents		2/2	6/7	8/11	4/12	2/4

DEFENSIVE STATISTICS		T	S	A	TFL	PD	FF	FR
Walton		196	116	72	8	6	3	0
Olkewicz		165	90	65	10	0	1	3
Bowles		141	85	55	1	7	2	0

SACKS: Dexter Manley 9.0, Charles Mann 5.5, Darryl Grant 4.0, Ravin Caldwell 4.0, Wilbur Marshall 4.0, Markus Koch 3.0, Monte Coleman 3.0, Dean Hamel 2.0, Neal Olkewicz 2.0, Dave Butz 1.0, Darrell Green 1.0, Mel Kaufman 1.0, Clarence Vaughn 1.0, Alvin Walton 1.0

NOTABLE
Record (Finish): 7-9 (3rd NFC East)

National Honors: K Chip Lohmiller: PFWA All Rookie. DE Charles Mann: Pro Bowl. T Mark May: Pro Bowl.

Starters: Offense: WR Art Monk (13), TE Don Warren (14), RT/RG Mark May (5/11), RG/LG RC Thieleman (5/3), C Jeff Bostic (11), LG/C Raleigh McKenzie (9/5), LT/RT Joe Jacoby (9/4), WR Ricky Sanders (4), WR Gary Clark (13), QB Doug Williams (10), RB Timmy Smith (8), RT/LT Jim Lachey (7/7), RB Kelvin Bryant (4), LG Russ Grimm (4), QB Mark Rypien (6), RB Jamie Morris (4), HB Craig McEwen (8), TE Anthony Jones (3), TE Terry Orr (3), TE Joe Caravello (6).

Defense: RE/LE Markus Koch (3/3), RT Darryl Grant (16), LT Dave Butz (16), LE Charles Mann (13), RLB Wilbur Marshall (16), MLB Neal Olkewicz (16), LLB Monte Coleman (9), LCB Barry Wilburn (10), RCB Darrell Green (15), SS Alvin Walton (16), FS/RCB Todd Bowles (15/1), RE Dexter Manley (13), LLB Ravin Caldwell (1), LCB Brian Davis (6), LLB Mel Kaufman (7), FS Steve Gage (1).

YEARLY STATS (SINCE 1970)

1989 (10-6)

COACH JOE GIBBS

Sept. 11	L	24-27	New York Giants	54,160
Sept. 17	L	37-42	Philadelphia	53,493
Sept. 24	W	30-7	at Dallas	63,200
Oct. 1	W	16-14	at New Orleans	64,358
Oct. 8	W	30-28	Phoenix	53,335
Oct. 15	L	17-20	at New York Giants	76,245
Oct. 22	W	32-28	Tampa Bay	53,862
Oct. 29	L	24-37	at Los Angeles Raiders	52,781
Nov. 5	L	3-13	Dallas	53,187
Nov. 12	W	10-3	at Philadelphia	65,443
Nov. 20	L	10-14	Denver	52,975
Nov. 26	W	38-14	Chicago	50,044
Dec. 3	W	29-10	at Phoenix	38,870
Dec. 10	W	26-21	San Diego	47,693
Dec. 17	W	31-30	at Atlanta	37,501
Dec. 23	W	29-0	at Seattle	60,294

	Redskins	Opponents
TOTAL FIRST DOWNS	338	274
Rushing	101	72
Passing	217	177
Penalty	20	25
POSSESSION AVG.	32:58	27:02
TOTAL NET YARDS	6,253	4,915
Avg. Per Game	390.8	307.2
Total Plays	1,116	954
Avg. Per Play	5.6	5.2
NET YARDS RUSHING	1,904	1,344
Avg. Per Game	119.0	84.0
Total Rushes	514	384
NET YARDS PASSING	4,349	3,571
Avg. Per Game	271.8	223.2
Sacked/Yards Lost	21/127	40/304
Gross Yards	4,476	3,875
Att./Completions	581/337	530/277
Completion Pct.	58.0	52.3
Had Intercepted	17	27
PUNT/AVERAGE	63/42.3	76/40.1
NET PUNTING AVG.	63/33.3	76/34.5
PENALTIES/YARDS	105/881	98/796
FUMBLES/LOST	32/20	24/15
TOUCHDOWNS	42	38
Rushing	14	9
Passing	24	25
Returns	4	4

SCORE BY PERIODS	1	2	3	4	OT	PTS
REDSKINS	80	82	127	97	0	386
Opponents	76	99	47	86	0	308

SCORING	TD	Ru	Pa	Rt	Pat	FG	S	TP
Lohmiller	0	0	0	0	41/41	29/40	0	128
Byner	9	7	2	0	0/0	0/0	0	54
Clark	9	0	9	0	0/0	0/0	0	54
Monk	8	0	8	0	0/0	0/0	0	48
REDSKINS	42	14	24	4	41/42	29/40	3	386
Opponents	38	9	25	4	38/38	14/23	0	308

RUSHING	No.	Yds	Avg	Long	TD
Riggs	201	834	4.1	58	4
Byner	134	580	4.3	24	7
Morris	124	336	2.7	12t	2
REDSKINS	514	1,904	3.7	58	14
Opponents	384	1,344	3.5	73t	9

PASSING	Att	Comp	Yds	Cmp%	Yds/Att	TD	TD%	Int	Int%	Long	Sack/Lost	Rating
Rypien	476	280	3,768	58.8	7.9	22	4.6	13	2.7	80	16/108	88.1
Williams	93	51	585	54.8	6.3	1	1.1	3	3.2	46	2/10	64.1
REDSKINS	581	337	4,476	58.0	7.7	24	4.1	17	2.9	80	21/127	84.1
Opponents	530	277	3,875	52.3	7.3	25	4.7	27	5.1	72	40/304	70.6

RECEIVING	No.	Yds	Avg	Long	TD
Monk	86	1,186	13.8	60t	8
Sanders	80	1,138	14.2	68	4
Clark	79	1,229	15.6	80t	9
REDSKINS	337	4,476	13.3	80t	24
Opponents	277	3,875	14.0	72t	25

INTERCEPTIONS	No.	Yds	Avg.	Long	TD
A. Johnson	4	94	23.5	59t	1
Walton	4	58	14.5	29t	1
B. Davis	4	40	10.0	15	0
REDSKINS	27	284	10.5	59t	3
Opponents	17	229	13.5	45t	1

PUNTING	No.	Yds	Avg	Net	TB	In	Long	Blk
Mojsiejenko	62	2,663	43.0	33.3	9	21	74	1
REDSKINS	63	2,663	42.3	33.3	9	21	74	1
Opponents	76	3,047	40.1	34.5	10	22	59	0

PUNT RETURNS	Ret	FC	Yds	Avg	Lg	TD
Howard	21	18	200	9.5	38	0
REDSKINS	26	20	226	8.7	38	0
Opponents	34	5	383	11.3	53	0

KICKOFF RETURNS	No.	Yds	Avg	Lg	TD
Howard	21	522	24.9	99t	1
REDSKINS	58	1,176	20.3	99t	1
Opponents	74	1,532	20.7	96t	1

FIELD GOALS	1-19	20-29	30-39	40-49	50+
Lohmiller	2/2	11/11	13/15	3/11	0/1
Opponents	0/0	5/5	5/8	3/7	1/3

DEFENSIVE STATISTICS	T	S	A	TFL	PD	FF	FR
Walton	137	79	56	2	5	0	1
Bowles	130	75	55	0	2	1	1
Marshall	108	52	48	8	1	1	2

SACKS: Charles Mann 10.0, Dexter Manley 9.0, Monte Coleman 4.0, Wilber Marshall 4.0, Darryl Grant 3.5, Ravin Caldwell 3.5, Fred Stokes 3.0, Markus Koch 2.0, Todd Bowles 1.0

NOTABLE Record (Finish): 10-6 (3rd NFC East)

National Honors: T Jim Lachey: AP All-Pro, All-NFL, UPI All-NFC; QB Mark Rypien: Pro Bowl; DE Charles Mann: Pro Bowl; DT Tracy Rucker: PFWA All-Rookie, UPI All-Rookie.

Starters: Offense: WR Art Monk (12), TE Don Warren (15), RT Joe Jacoby (10), RG Mark May (9), C Jeff Bostic (16), LG/RG Russ Grimm (8/1), LT Jim Lachey (14), RB Gerald Riggs (7), RB Earnest Byner (13), WR Gary Clark (12), QB Mark Rypien (14), WR Ricky Sanders (12), LG Raleigh McKenzie (8), RG Mark Schlereth (6), LT/RT Ed Simmons (2/6), RB Jamie Morris (3), QB Doug Williams (2) TE Mike Tice (5), TE Terry Orr (1).

Defense: LE Charles Mann (16), LT/RE Markus Koch (6/1), RT Darryl Grant (16), RE Dexter Manley (10), RLB Wilber Marshall (16), MLB Neal Olkewicz (8), LLB Monte Coleman (3), LCB Brian Davis (9), RCB Darrell Green (7), SS Alvin Walton (12), FS Todd Bowles (16), SS Clarence Vaughn (4), LLB Ravin Caldwell (13), MLB Greg Manusky (7), MLB Kurt Gouveia (1), LT Tracy Rucker (10), RCB AJ Johnson (8), LCB Martin Mayhew (7), RE Fred Stokes (5), RCB Barry Wilburn (1).

YEARLY STATS (SINCE 1970)

1990 (10-6)

COACH JOE GIBBS

Sept. 9	W	31-0	Phoenix	52,649
Sept. 16	L	13-26	at San Francisco	64,287
Sept. 23	W	19-15	Dallas	53,804
Sept. 30	W	38-10	at Phoenix	49,303
Oct. 14	L	20-24	New York Giants	54,737
Oct. 21	W	13-7	Philadelphia	53,567
Oct. 28	L	10-21	at New York Giants	75,321
Nov. 4	W	41-38 (OT)	at Detroit	69,326
Nov. 12	L	14-28	at Philadelphia	65,857
Nov. 18	W	31-17	New Orleans	52,573
Nov. 22	L	17-27	at Dallas	60,355
Dec. 2	W	42-20	Miami	53,599
Dec. 9	W	10-9	Chicago	53,920
Dec. 15	W	25-10	at New England	22,286
Dec. 22	L	28-35	at Indianapolis	58,173
Dec. 30	W	29-14	Buffalo	52,397
			Playoffs	
Jan. 4	W	20-6	at Philadelphia	65,287
Jan. 12	L	10-28	at San Francisco	65,292

	Redskins	Opponents
TOTAL FIRST DOWNS	327	267
Rushing	117	77
Passing	193	166
Penalty	17	24
POSSESSION AVG.	32:19	27:41
TOTAL NET YARDS	5,562	4,730
Avg. Per Game	347.6	295.6
Total Plays	1,073	941
Avg. Per Play	5.2	5.0
NET YARDS RUSHING	2,083	1,587
Avg. Per Game	130.2	99.2
Total Rushes	515	382
NET YARDS PASSING	3,479	3,143
Avg. Per Game	217.4	196.4
Sacked/Yards Lost	22/132	45/340
Gross Yards	3,611	3,483
Att./Completions	536/301	514/281
Completion Pct.	56.2	54.7
Had Intercepted	22	21
PUNT/AVERAGE	55/37.5	76/43.4
NET PUNTING AVG.	33.4	36.9
PENALTIES/YARDS	102/824	89/712
FUMBLES/LOST	14/6	24/12
TOUCHDOWNS	41	35
Rushing	16	8
Passing	22	21
Returns	3	6

SCORE BY PERIODS	1	2	3	4	OT	PTS
REDSKINS	49	108	103	118	3	381
Opponents	37	98	75	91	0	301

SCORING	TD	Ru	Pa	Rt	Pat	FG	S	TP
Lohmiller	0	0	0	0	41/41	30/40	0	131
Clark	8	0	8	0	0/0	0/0	0	48
Byner	7	6	1	0	0/0	0/0	0	42
Riggs	6	6	0	0	0/0	0/0	0	36
REDSKINS	41	16	22	3	41/41	30/40	2	381
Opponents	35	8	21	6	35/35	18/23	1	301

RUSHING	No.	Yds	Avg	Long	TD
Byner	297	1,219	4.1	22	6
Riggs	123	475	3.9	20	6
REDSKINS	515	2,083	4.0	26	16
Opponents	382	1,587	4.2	48t	8

PASSING	Att	Comp	Yds	Cmp%	Yds/Att	TD	TD%	Int	Int%	Long	Sack/Lost	Rating
Rypien	304	166	2,070	54.6	6.8	16	5.3	11	3.6	53	6/33	78.4
Humphries	156	91	1,015	58.3	6.5	3	1.9	10	6.4	44	9/62	57.5
Rutledge	68	40	455	8.8	6.6	2	2.9	1	1.5	40	6/34	82.7
REDSKINS	536	301	3,611	56.2	6.7	22	4.1	22	4.1	53	22/132	73.5
Opponents	514	281	3,483	54.7	6.7	21	4.1	21	4.1	80	45/340	72.5

RECEIVING	No.	Yds	Avg	Long	TD
Clark	75	1,112	14.8	53t	8
Monk	68	770	11.3	44	5
REDSKINS	301	3,611	12.0	53t	22
Opponents	281	3,483	12.4	80t	21

INTERCEPTIONS	No.	Yds	Avg.	Long	TD
Mayhew	7	20	2.9	15	0
Green	4	20	5.0	18t	1
REDSKINS	21	271	12.9	61	2
Opponents	22	271	12.3	42t	5

PUNTING	No.	Yds	Avg	Net	TB	In	Long	Blk
Mojsiejenko	43	1,687	39.2	34.2	0	17	53	1
Goodburn	11	377	34.3	30.4	1	6	48	0
REDSKINS	55	2,064	37.5	33.4	1	23	53	1
Opponents	76	3,290	43.3	36.9	5	21	59	0

PUNT RETURNS	Ret	FC	Yds	Avg	Lg	TD
Stanley	24	8	176	7.3	32	0
REDSKINS	48	17	388	8.1	32	0
Opponents	30	10	205	6.8	30	0

KICKOFF RETURNS	No.	Yds	Avg	Lg	TD
Howard	22	427	19.4	35	0
REDSKINS	61	1,113	18.2	37	0
Opponents	58	1,008	17.4	47	0

FIELD GOALS	1-19	20-29	30-39	40-49	50+
Lohmiller	2/2	10/10	12/14	3/6	3/8
Opponents	1/1	6/7	5/5	6/8	0/2

DEFENSIVE STATISTICS	T	S	A	TFL	PD	FF	FR
Walton	143	74	66	3	2	0	0
Bowles	115	55	60	0	6	1	1
Marshall	107	66	31	10	2	2	2

SACKS: Fred Stokes 7.5, Andre Collins 6.0, Charles Mann 5.5, Wilber Marshall 5.0, Monte Coleman 3.0, Jumpy Geathers 3.0, Tim Johnson 3.0, Tracy Rocker 3.0, Eric Williams 3.0, Markus Koch 2.0, Todd Bowles 1.0, Ravin Caldwell 1.0, Kurt Gouveia 1.0, Darryl Grant 1.0

NOTABLE
Record (Finish): 10-6; (3rd NFC East)

National Honors: RB Earnest Byner: Pro Bowl. WR Gary Clark: Pro Bowl. CB Darrell Green: Pro Bowl, UPI All-NFC; LT Jim Lachey: Pro Bowl, AP All-Pro, All-NFL, UPI All-NFC.

Starters: Offense: WR Art Monk (16), TE Don Warren (15), RT Ed Simmons (11), RG Mark Schlereth (7), C Jeff Bostic (16), LG Russ Grimm (11), LT Jim Lachey (16), WR Ricky Sanders (6), WR Gary Clark (16), QB Mark Rypien (10), RB Earnest Byner (16), RT Joe Jacoby (5), QB Stan Humphries (5), QB Jeff Rutledge (1), RG/LG Raleigh McKenzie (9/3), LG Mark Adickes (1), HB Ron Middleton (5), TE Jimmy Johnson (5), WR Walter Stanley (1).

Defense: LE Charles Mann (15), LT Tracy Rocker (7), RT/LT Darryl Grant (14/1), RE Markus Koch (13), RLB Wilber Marshall (15), MLB Greg Manusky (8), LLB Andre Collins (16), LCB Martin Mayhew (15), RCB Darrell Green (16), SS Alvin Walton (16), FS Todd Bowles (13), FS Terry Hoage (3), LCB Brad Edwards (1), CB Alvoid Mays (1), RT/RE Tim Johnson (1/1), LE/RE Fred Stokes (1/2), LT Eric Williams (8), RT James Geathers (1), MLB Kurt Gouveia (7).

YEARLY STATS (SINCE 1970)

1991 (14-2)

COACH JOE GIBBS

Sept. 1	W	45-0	Detroit	52,958
Sept. 9	W	33-31	at Dallas	63,025
Sept. 15	W	34-0	Phoenix	54,662
Sept. 22	W	34-27	at Cincinnati	52,038
Sept. 30	W	23-0	Philadelphia	55,198
Oct. 6	W	20-7	at Chicago	64,941
Oct. 13	W	42-17	Cleveland	54,715
Oct. 27	W	17-13	at New York Giants	76,627
Nov. 3	W	16-13 (OT)	Houston	55,096
Nov. 10	W	56-17	Atlanta	52,461
Nov. 17	W	41-14	at Pittsburgh	56,813
Nov. 24	L	21-24	Dallas	55,561
Dec. 1	W	27-6	at Los Angeles Rams	55,027
Dec. 8	W	20-14	at Phoenix	48,373
Dec. 15	W	34-17	New York Giants	54,722
Dec. 22	L	22-24	at Philadelphia Playoffs	58,988
Jan. 4	W	24-7	Atlanta	55,181
Jan. 12	W	41-10	Detroit	55,585
Jan. 26	W	37-24	Buffalo	63,130

RECEIVING	No.	Yds	Avg	Long	TD
Monk	71	1,049	14.8	64t	8
Clark	70	1,340	19.1	82t	10
REDSKINS	261	3,771	14.4	82t	30
Opponents	292	3,292	11.3	75t	13

INTERCEPTIONS	No.	Yds	Avg.	Long	TD
Marshall	5	75	15.0	54t	1
Green	5	47	9.4	24	0
REDSKINS	27	279	10.3	54	t3
Opponents	11	109	9.9	74t	1

PUNTING	No.	Yds	Avg	Net	TB	In	Long	Blk
Goodburn	52	2,070	39.8	33.1	3	16	61	3
REDSKINS	55	2,070	37.6	33.1	3	16	61	3
Opponents	85	3,548	41.7	33.4	5	13	58	0

PUNT RETURNS	Ret	FC	Yds	Avg	Lg	TD
Mitchell	45	21	600	13.3	69t	2
REDSKINS	46	21	610	13.3	69t	2
Opponents	31	7	190	6.1	20	0

TOTAL FIRST DOWNS	Redskins	Opponents
Rushing	107	72
Passing	179	151
Penalty	16	19
POSSESSION AVG.	31:51	28:09
TOTAL NET YARDS	5,741	4,293
Avg. Per Game	358.8	268.3
Total Plays	996	947
Avg. Per Play	5.8	4.5
NET YARDS RUSHING	2,049	1,346
Avg. Per Game	128.1	84.1
Total Rushes	540	348
NET YARDS PASSING	3,692	2,947
Avg. Per Game	230.8	184.2
Sacked/Yards Lost	9/79	50/345
Gross Yards	3,771	3,292
Att./Completions	447/261	549/292
Completion Pct.	58.4	53.2
Had Intercepted	11	27
PUNT/AVERAGE	55/37.6	85/41.7
NET PUNTING AVG.	33.1	33.4
PENALTIES/YARDS	90/798	94/767
FUMBLES/LOST	26/12	22/14
TOUCHDOWNS	56	26
Rushing	21	11
Passing	30	13
Returns	5	2

KICKOFF RETURNS	No.	Yds	Avg	Lg	TD
Mitchell	29	583	20.1	35	0
REDSKINS	49	926	18.9	46	0
Opponents	66	1,153	17.5	39	0

FIELD GOALS	1-19	20-29	30-39	40-49	50+
Lohmiller	0/0	9/9	10/12	10/17	2/5
Opponents	0/0	5/5	5/7	3/3	1/3

DEFENSIVE STATISTICS	T	S	A	TFL	PD	FF	FR
A. Collins	151	87	60	4	6	1	0
Marshall	135	73	51	11	7	4	2
Edwards	135	70	65	0	9	1	0

SACKS: Charles Mann 11.5, Fred Stokes 6.5, Wilber Marshall 5.5, Jumpy Geathers 4.5, Bobby Wilson 4.5, Monte Coleman 3.5, Tim Johnson 3.5, Andre Collins 3.0, Eric Williams 3.0, Jason Buck 1.5, A.J. Johnson 1.0, Sidney Johnson 1.0, Markus Koch 1.0

NOTABLE

Record (Finish): 14-2; (Super Bowl XXVI Champion)

National Honors: Coach Joe Gibbs: The Sporting News Coach of the Year. RB Earnest Byner: Pro Bowl. WR Gary Clark: Pro Bowl, UPI All-NFC; RB Ricky Ervins: PFWA All-Rookie; CB Darrell Green: Pro Bowl, PFWA All-Pro, AP All Pro, All-NFL, UPI All-NFC; LT Jim Lachey: Pro Bowl, PFWA All-Pro, AP All-Pro, All-NFL, UPI All-NFC; K Chip Lohmiller: Pro Bowl, UPI All-NFC; DE Charles Mann: Pro Bowl. LB Wilber Marshall: UPI All-NFC; G Raleigh McKenzie: UPI All-NFC; QB Mark Rypien: Super Bowl XXVI MVP, Pro Bowl, Football News NFC Player of the Year, UPI NFC Offensive Player of the Year, UPI All-NFC; G Mark Schlereth: Pro Bowl.

Starters: Offense: WR Gary Clark (16), HB Terry Orr (6), WR Ricky Sanders (7), LT Jim Lachey (15), LT Russ Grimm (1), LG Raleigh McKenzie (14), C Jeff Bostic (16), RG Mark Schlereth (16), LG/RT Joe Jacoby (2/14), RT Ed Simmons (2), TE Ron Middleton (12), TE Don Warren (7), WR Art Monk (16), QB Mark Rypien (16), RB Earnest Byner (16).

Defense: LE Charles Mann (15), LE Jason Buck (1), LT Eric Williams (15), LT Bobby Wilson (1), RT Tim Johnson (16), RE Markus Koch (5), RE Fred Stokes (11), LLB Wilber Marshall (16), MLB Matt Millen (14), MLB Kurt Gouveia (1), MLB Monte Coleman (1), RLB Andre Collins (16), LCB Martin Mayhew (16), RCB Darrell Green (16), SS Alvin Walton (2), SS Danny Copeland (14), FS Brad Edwards (16).

SCORE BY PERIODS	1	2	3	4	OT	PTS
REDSKINS	83	150	101	148	3	485
Opponents	54	57	55	58	0	224

SCORING	TD	Ru	Pa	Rt	Pat	FG	S	TP
Lohmiller	0	0	0	0	56/56	31/43	0	149
Riggs	11	11	0	0	0/0	0/0	0	66
Clark	10	0	10	0	0/0	0/0	0	60
REDSKINS	56	21	30	5	56/56	31/43	0	485
Opponents	26	11	13	2	26/26	14/18	0	224

RUSHING	No.	Yds	Avg	Long	TD
Byner	274	1,048	3.8	32	5
Ervins	145	680	4.7	65t	3
Riggs	78	248	3.2	32	11
REDSKINS	540	2,049	3.8	65t	21
Opponents	348	1,346	3.9	75t	11

PASSING	Att	Comp	Yds	Cmp%	Yds/Att	TD	TD%	Int	Int%	Long	Sack/Lost	Rating
Rypien	421	249	3,564	59.1	8.4	28	6.7	11	2.6	82	7/59	97.9
REDSKINS	447	261	3,771	58.4	8.4	30	6.7	11	2.5	82	9/79	98.0
Opponents	549	292	3,292	53.2	6.0	13	2.4	27	4.9	75	50/345	58.8

YEARLY STATS (SINCE 1970)

1992 (9-7) COACH JOE GIBBS

Sept. 7	L	10-23	at Dallas	63,538
Sept. 13	W	24-17	Atlanta	54,343
Sept. 20	W	13-10	Detroit	55,818
Oct. 4	L	24-27	at Phoenix	34,488
Oct. 12	W	34-3	Denver	56,371
Oct. 18	W	16-12	Philadelphia	56,380
Oct. 25	W	15-13	at Minnesota	59,098
Nov. 1	L	7-24	New York Giants	53,647
Nov. 8	W	16-3	at Seattle	53,616
Nov. 15	L	15-35	at Kansas City	75,238
Nov. 23	L	3-20	at New Orleans	68,591
Nov. 29	W	41-3	Phoenix	53,541
Dec. 6	W	28-10	at New York Giants	62,998
Dec. 13	W	20-17	Dallas	56,437
Dec. 20	L	13-17	at Philadelphia	65,841
Dec. 26	L	20-21	Los Angeles Raiders Playoffs	53,032
Jan. 2	W	24-7	at Minnesota	57,353
Jan. 9	L	13-20	at San Francisco	64,991

	Redskins	Opponents
TOTAL FIRST DOWNS	276	249
Rushing	104	89
Passing	160	138
Penalty	12	22
POSSESSION AVG.	31:04	28:56
TOTAL NET YARDS	4,890	4,438
Avg. Per Game	305.6	277.4
Total Plays	991	911
Avg. Per Play	4.9	4.9
NET YARDS RUSHING	1,727	1,696
Avg. Per Game	107.9	106.0
Total Rushes	483	406
NET YARDS PASSING	3,163	2,742
Avg. Per Game	197.7	171.4
Sacked/Yards Lost	23/176	39/279
Gross Yards	3,339	3,021
Att./Completions	485/272	466/258
Completion Pct.	56.1	55.4
Had Intercepted	17	23
PUNT/AVERAGE	65/39.3	73/42.8
NET PUNTING AVG.	32.7	37.2
PENALTIES/YARDS	84/741	85/709
FUMBLES/LOST	18/7	23/11
TOUCHDOWNS	30	30
Rushing	10	11
Passing	15	15
Returns	5	4

SCORE BY PERIODS	1	2	3	4	OT	PTS
REDSKINS	79	92	63	66	0	300
Opponents	32	103	40	80	0	255

SCORING	TD	Ru	Pa	Rt	Pat	FG	S	TP
Lohmiller	0	0	0	0	30/30	30/40	0	120
Byner	7	6	1	0	0/0	0/0	0	42
Clark	5	0	5	0	0/0	0/0	0	30
REDSKINS	30	10	15	5	30/30	30/40	0	300
Opponents	30	11	15	4	29/30	14/21	2	255

RUSHING	No.	Yds	Avg	Long	TD
Byner	262	998	3.8	23	6
Ervins	151	495	3.3	25	2
Mitchell	6	70	11.7	33	0
REDSKINS	483	1,727	3.6	33	10
Opponents	406	1696	4.2	36	11

PASSING	Att	Comp	Yds	Cmp%	Yds/Att	TD	TD%	Int	Int%	Long	Sack/Lost	Rating
Rypien	479	269	3,282	56.2	6.8	13	2.7	17	3.5	62	23/176	71.7
REDSKINS	485	272	3,339	56.1	6.8	15	3.1	17	3.5	62	23/176	71.7
Opponents	466	258	3,021	55.4	6.4	15	3.2	23	4.9	89	39/279	65.4

RECEIVING	No.	Yds	Avg	Long	TD
Clark	64	912	14.3	47	5
Sanders	51	707	13.9	62t	3
Monk	46	644	14.0	49t	3
REDSKINS	272	3,339	12.3	62t	15
Opponents	258	3,021	11.7	89t	15

INTERCEPTIONS	No.	Yds	Avg.	Long	TD
Edwards	6	157	26.2	53t	1
Mayhew	3	58	19.3	33	0
Gouveia	3	43	14.3	28	0
REDSKINS	23	485	21.1	65	2
Opponents	17	318	18.7	49	2

PUNTING	No.	Yds	Avg	Net	TB	In	Long	Blk
Goodburn	64	2,555	39.9	32.7	5	17	66	1
REDSKINS	65	2,555	39.3	32.7	5	17	66	1
Opponents	73	3,128	42.8	37.2	3	18	58	0

PUNT RETURNS	Ret	FC	Yds	Avg	Lg	TD
Mitchell	29	9	271	9.3	84t	1
REDSKINS	37	12	355	9.6	84t	2
Opponents	27	13	332	12.3	79t	1

KICKOFF RETURNS	No.	Yds	Avg	Lg	TD
Mitchell	23	492	21.4	47	0
REDSKINS	48	973	20.3	47	0
Opponents	54	1,074	19.9	99t	1

FIELD GOALS	1-19	20-29	30-39	40-49	50+
Lohmiller	2/2	9/9	9/15	8/12	2/2
Opponents	1/1	5/7	2/3	5/8	1/2

DEFENSIVE STATISTICS	T	S	A	TFL	PD	FF	FR
Gouveia	169	90	75	4	3	3	0
Edwards	168	81	86	1	8	1	0
Marshall	138	90	39	9	15	3	2

SACKS: Tim Johnson 6.0, Wilber Marshall 6.0, Jumpy Geathers 5.0, Charles Mann 4.5, Fred Stokes 3.5, Jason Buck 3.0, Monte Coleman 3.0, Andre Collins 2.0, Bobby Wilson 2.0, Shane Collins 1.0, Danny Copeland 1.0, Kurt Gouveia 1.0, Alvoid Mays 1.0

NOTABLE Record (Finish): 9-7; (3rd NFC East)

National Honors: LB Wilber Marshall: PFWA All-Pro, AP All-Pro, All-NFL, UPI All-NFC, Pro Bowl; FS Brad Edwards: UPI All-NFC.

Starters: Offense: WR Gary Clark (14), WR Ricky Sanders (5), TE Ron Middleton (12), TE Don Warren (10), HB Terry Orr (7), WR Art Monk (14), TE James Jenkins (1), WR Desmond Howard (1), LT Jim Lachey (10), LT Moe Elewonibi (4), LT/RT Ed Simmons (1/10), LT/LG/C Raleigh McKenzie (1/5/10), LG/RT Joe Jacoby (4/5), LG/RT Ray Brown (7/1), C Jeff Bostic (4), C Matt Elliott (2), RG Mark Schlereth (16), QB Mark Rypien (16), RB Ernest Byner (16).

Defense: LE Charles Mann (16), LT Bobby Wilson (5), LT Eric Williams (6), LT Jason Buck (5), RT Tim Johnson (16), RE Fred Stokes (10), RE Shane Collins (6), LLB Wilber Marshall (16), MLB Kurt Gouveia (14), MLB John Brantley (2), RLB Andre Collins (14), RLB Tony Barker (2), LCB Martin Mayhew (10), LCB Alvoid Mays (2), LCB Todd Bowles (1), LCB/RCB AJ Johnson (3/8), RCB Darrell Green (7), SS Danny Copeland (13), SS Todd Bowles (3), FS Brad Edwards (16).

YEARLY STATS (SINCE 1970)

1993 (4-12)

COACH RICHIE PETITBON

Sept. 6	W	35-16	Dallas	56,345
Sept. 12	L	10-17	Phoenix	53,525
Sept. 19	L	31-34	at Philadelphia	65,435
Oct. 4	L	10-17	at Miami	68,568
Oct. 10	L	7-41	New York Giants	53,715
Oct. 17	L	6-36	at Phoenix	48,143
Nov. 1	L	10-24	at Buffalo	79,106
Nov. 7	W	30-24	Indianapolis	50,523
Nov. 14	L	6-20	at New York Giants	76,606
Nov. 21	L	6-10	at Los Angeles Rams	45,546
Nov. 28	L	14-17	Philadelphia	46,663
Dec. 5	W	23-17	at Tampa Bay	49,035
Dec. 11	L	0-3	New York Jets	47,970
Dec. 19	W	30-17	Atlanta	50,192
Dec. 26	L	3-38	at Dallas	64,497
Dec. 31	L	9-14	Minnesota	42,836

	Redskins	Opponents
TOTAL FIRST DOWNS	255	304
Rushing	92	127
Passing	143	157
Penalty	20	20
POSSESSION AVG.	27:58	32:02
TOTAL NET YARDS	4,273	5,499
Avg. Per Game	267.1	343.6
Total Plays	969	1,027
Avg. Per Play	4.4	5.4
NET YARDS RUSHING	1,728	2,112
Avg. Per Game	107.9	131.9
Total Rushes	396	513
NET YARDS PASSING	2,545	3,387
Avg. Per Game	159.1	211.6
Sacked/Yards Lost	40/219	31/197
Gross Yards	2,764	3,584
Att./Completions	533/287	483/291
Completion Pct.	53.8	60.2
Had Intercepted	21	17
PUNT/AVERAGE	83/43.9	73/41.1
NET PUNTING AVG.	37.4	36.6
PENALTIES/YARDS	90/597	100/782
FUMBLES/LOST	24/10	25/14
TOUCHDOWNS	26	42
Rushing	11	14
Passing	11	24
Returns	4	4

SCORE BY PERIODS	1	2	3	4	OT	PTS
REDSKINS	23	77	59	71	0	230
Opponents	81	92	69	103	0	345

SCORING	TD	Ru	Pa	Rt	Pat	FG	S	TP
Lohmiller	0	0	0	0	24/26	16/28	0	72
Sanders	4	0	4	0	0/0	0/0	0	24
Brooks	3	3	0	0	0/0	0/0	0	18
McGee	3	0	3	0	0/0	0/0	0	18
Mitchell	3	3	0	0	0/0	0/0	0	18
Rypien	3	3	0	0	0/0	0/0	0	18
REDSKINS	26	11	11	4	24/26	16/28	1	230
Opponents	42	14	24	4	40/42	17/22	1	345

RUSHING	No.	Yds	Avg	Long	TD
Brooks	233	1,063	4.8	85t	3
Mitchell	63	246	3.9	29t	3
Ervin	50	201	4.0	18	0
REDSKINS	396	1,728	4.4	85t	11
Opponents	513	2,112	4.1	35	14

PASSING	Att	Comp	Yds	Cmp%	Yds/Att	TD	TD%	Int	Int%	Long	Sack/Lost	Rating
Rypien	319	166	1,514	52.0	4.7	4	1.3	10	3.1	43	16/87	56.3
Gannon	125	74	704	59.2	5.6	3	2.4	7	5.6	54	16/87	59.6
Conklin	87	46	496	52.9	5.7	4	4.6	3	3.4	34	8/45	70.9
REDSKINS	533	287	2,764	53.8	5.1	11	2.1	21	3.9	54	40/219	59.0
Opponents	483	291	3,583	60.2	7.4	24	5.0	17	3.5	80	31/197	85.1

RECEIVING	No.	Yds	Avg	Long	TD
Sanders	58	638	11.0	50	4
Monk	41	398	9.7	29	2
McGee	39	500	12.8	54	3
REDSKINS	287	2,764	9.6	54	11
Opponents	291	3,584	12.3	80t	24

INTERCEPTIONS	No.	Yds	Avg.	Long	TD
Carter	6	54	9.0	29	0
Green	4	10	2.5	6	0
REDSKINS	17	241	14.2	69t	2
Opponents	21	209	10.0	30	2

PUNTING	No.	Yds	Avg	Net	TB	In	Long	Blk
Roby	78	3,447	44.2	37.2	10	25	60	0
REDSKINS	83	3,644	43.9	37.4	10	28	60	0
Opponents	73	2,995	41.0	36.6	4	20	65	0

PUNT RETURNS	Ret	FC	Yds	Avg	Lg	TD
Mitchell	29	7	193	6.7	48	0
REDSKINS	35	8	245	7.0	48	0
Opponents	34	23	343	10.1	62t	2

KICKOFF RETURNS	No.	Yds	Avg	Lg	TD
Mitchell	33	678	20.5	68	0
Howard	21	405	19.3	33	0
REDSKINS	59	1,166	19.8	68	0
Opponents	36	722	20.1	43	0

FIELD GOALS	1-19	20-29	30-39	40-49	50+
Lohmiller	2/2	4/4	8/12	1/4	1/6
Opponents	0/0	6/7	4/5	6/7	1/3

DEFENSIVE STATISTICS	T	S	A	TFL	PD	FF	FR
Gouveia	174	83	88	3	5	2	0
Edwards	150	89	61	0	2	0	1
Copeland	129	64	63	2	3	0	0

SACKS: Monte Coleman 6.0, Andre Collins 6.0, Sterling Palmer 4.5, Tim Johnson 4.0, Al Noga 4.0, Bobby Wilson 2.0, Kurt Gouveia 1.5, Carl Banks 1.0, Jeff Faulkner 1.0, Charles Mann 1.0

NOTABLE Record (Finish): 4-12 (5th NFC East)

National Honors: RB Reggie Brooks: PFWA All-Rookie.

Starters: Offense: WR Tim McGee (12), WR Art Monk (5), LT Mo Elewonibi (15), LT Joe Jacoby (1), LG/RT Ray Brown (11/3), LG/C/RG Raleigh McKenzie (3/6/6), LG/RG Vernice Smith (2/1) C Jeff Bostic (10), RG Mark Schlereth (8), RT Ed Simmons (13), TE Ron Middleton (16), TE James Jenkins (4), WR Ricky Sanders (11), WR Desmond Howard (5), QB Mark Rypien (10), QB Cary Conklin (2), QB Rich Gannon (4), RB/HB Earnest Byner (2/1), RB Brian Mitchell (4), HB Frank Wycheck (6), RB Reggie Brooks (11).

Defense: LE Charles Mann (11), LE/LT/RE Jason Buck (1/1/1), LE Al Noga (4), LT Eric Williams (4), LT/RT Bobby Wilson (8/1), LT Jeff Faulkner (3), RT Tim Johnson (15), RE Shane Collins (5), RE Sterling Palmer (10), LLB Carl Banks (15), LLB/RLB Monte Coleman (1/3), MLB Kurt Gouveia (16), RLB Andre Collins (13), LCB AJ Johnson (3), LCB Tom Carter (11), LCB Alvoid Mays (2), RCB Darrell Green (16), SS Danny Copeland (14), SS Todd Bowles (2), FS Brad Edwards (16).

YEARLY STATS (SINCE 1970)

1994 (3-13)

COACH NORV TURNER

Sept. 4	L	7-28	Seattle	52,930
Sept. 11	W	38-24	at New Orleans	58,049
Sept. 18	L	23-31	at New York Giants	77,298
Sept. 25	L	20-27	Atlanta	53,238
Oct. 2	L	7-34	Dallas	55,394
Oct. 9	L	17-21	at Philadelphia	63,947
Oct. 16	L	16-19 (OT)	Arizona	50,019
Oct. 23	W	41-27	at Indianapolis	57,879
Oct. 30	L	29-31	Philadelphia	53,530
Nov. 6	L	22-37	San Francisco	54,335
Nov. 20	L	7-31	at Dallas	64,644
Nov. 27	L	19-21	New York Giants	43,384
Dec. 4	L	21-26	at Tampa Bay	45,121
Dec. 11	L	15-17	at Arizona	53,790
Dec. 18	L	14-17	Tampa Bay	47,315
Dec. 24	W	24-21	at Los Angeles Rams	25,705

	Redskins	Opponents
TOTAL FIRST DOWNS	269	331
Rushing	79	129
Passing	166	182
Penalty	24	20
POSSESSION AVG.	26:55	33:05
TOTAL NET YARDS	4,793	5,609
Avg. Per Game	299.6	350.6
Total Plays	974	1,080
Avg. Per Play	4.9	5.2
NET YARDS RUSHING	1,415	1,975
Avg. Per Game	88.4	123.4
Total Rushes	407	556
NET YARDS PASSING	3,378	3,634
Avg. Per Game	211.1	227.1
Sacked/Yards Lost	21/146	28/165
Gross Yards	3,524	3,799
Att./Completions	546/271	496/300
Completion Pct.	49.6	60.5
Had Intercepted	27	17
PUNT/AVERAGE	82/44.4	87/40.3
NET PUNTING AVG.	36.1	33.0
PENALTIES/YARDS	88/730	98/839
FUMBLES/LOST	21/13	21/6
TOUCHDOWNS	37	52
Rushing	5	24
Passing	25	22
Returns	7	6

SCORE BY PERIODS	1	2	3	4	OT	PTS
REDSKINS	44	137	62	77	0	320
Opponents	95	128	81	105	3	412

SCORING	TD	Ru	Pa	Rt	Pat	FG	S	TP
Lohmiller	0	0	0	0	30/32	20/28	0	90
Ellard	6	0	6	0	0/0	0/0	0	36
Howard	5	0	5	0	0/0	0/0	0	32
Ervins	4	3	1	0	0/0	0/0	0	24
Jenkins	4	0	4	0	0/0	0/0	0	24
REDSKINS	37	5	25	7	30/32	20/28	1	320
Opponents	52	24	22	6	47/47	17/28	0	412

RUSHING	No.	Yds	Avg	Long	TD
Ervins	185	650	3.5	49	3
Mitchell	78	311	4.0	33	0
Brooks	100	297	3.0	15	2
REDSKINS	407	1,415	3.5	49	5
Opponents	556	1,975	3.6	38	24

PASSING	Att	Comp	Yds	Cmp%	Yds/Att	TD	TD%	Int	Int%	Long	Sack/Lost	Rating
Shuler	265	120	1,658	45.3	6.2	10	3.8	12	4.5	81	12/83	59.6
Friesz	180	105	1,266	58.3	7.0	10	5.6	9	5.0	73	6/45	77.7
Frerotte	100	46	600	46.0	6.0	5	5.0	5	5.0	51	3/18	61.3
REDSKINS	546	271	3,534	49.6	6.4	25	4.6	27	4.9	81	21/146	65.0
Opponents	496	300	3,799	60.5	7.6	22	4.4	17	3.4	85	28/165	84.9

RECEIVING	No.	Yds	Avg	Long	TD
Ellard	74	1,397	18.9	73t	6
Ervins	51	293	5.7	21	1
Howard	40	727	18.2	81t	5
REDSKINS	271	3,524	13.0	81t	25
Opponents	300	3,799	12.7	85t	22

INTERCEPTIONS	No.	Yds	Avg.	Long	TD
A. Collins	4	150	37.5	92	t2
Carter	3	58	19.3	40	0
Bayless	3	38	12.7	19	0
Green	3	32	10.7	27t	1
REDSKINS	17	326	19.2	92t	3
Opponents	27	482	17.9	73t	4

PUNTING	No.	Yds	Avg	Net	TB	In	Long	Blk
Roby	82	3,639	44.4	36.1	12	21	65	0
Opponents	87	3,506	40.3	33.0	9	27	59	0

PUNT RETURNS	Ret	FC	Yds	Avg	Lg	TD
Mitchell	32	24	452	14.1	78t	2
Opponents	45	11	441	9.8	83t	1

KICKOFF RETURNS	No.	Yds	Avg	Lg	TD
Mitchell	58	1,478	25.5	86	0
REDSKINS	71	1,685	23.7	86	0
Opponents	62	1,389	22.4	96t	1

FIELD GOALS	1-19	20-29	30-39	40-49	50+
Lohmiller	0/0	9/11	5/6	5/8	1/3
Opponents	0/0	7/7	6/9	2/8	2/4

DEFENSIVE STATISTICS	T	S	A	TFL	PD	FF	FR
A. Collins	171	99	65	7	5	2	1
Stowe	157	80	73	4	0	1	0
Harvey	130	74	47	9	3	4	1

SACKS: Ken Harvey 13.5, Tony Woods 4.5, Bobby Wilson 2.5, Leonard Marshall 2.0, Andre Collins 1.5, Tim Johnson 1.0, Dexter Nottage 1.0, Sterling Palmer 1.0, Monte Coleman 0.5, Lamont Hollinquest 0.5

NOTABLE
Record (Finish): 3-13 (5th NFC East)

National Honors: P Reggie Roby: First Team AP, Pro Bowl; KR Brian Mitchell: Second Team AP; LB Ken Harvey: Second Team AP, Pro Bowl.

Starters: Offense: WR Desmond Howard (15), LT Jim Lachey (13), LG/LT Ray Brown (14/2), C/RG/LG Raleigh McKenzie (4/10/2), RG Mark Schlereth (4), RT Ed Simmons (16), TE Ethan Horton (15), TE James Jenkins (3), QB John Friesz (4), QB Heath Shuler (8), QB Gus Frerotte (4), RB Reggie Brooks (5), RB Ricky Ervins (10), RB/FB Brian Mitchell (1/6), FB Cedric Smith (8), FB Frank Wycheck (1).

Defense: LE Tony Woods (15), LT Bobby Wilson (9), LT/RT Lamar Mills (1/3), LT Leonard Marshall (3), LT Marc Boutte (3), RE Sterling Palmer (16), LLB Ken Harvey (16), MLB Tyrone Stowe (15), MLB Kurt Gouveia (1), RLB Andre Collins (16), LCB Tom Carter (16), RCB Darrell Green (16), SS Martin Bayless (15), Keith Taylor (1), FS Darryl Morrison (16).

YEARLY STATS (SINCE 1970)

1995 (6-10)

COACH NORV TURNER

Sept. 3	W	27-7	Arizona	52,731
Sept. 10	L	8-20	Oakland	54,548
Sept. 17	L	31-38	at Denver	71,930
Sept. 24	L	6-14	at Tampa Bay	49,234
Oct. 1	W	27-23	Dallas	55,489
Oct. 8	L	34-37 (OT)	at Philadelphia	65,498
Oct. 15	L	20-24	at Arizona	42,370
Oct. 22	W	36-30 (OT)	Detroit	52,332
Oct. 29	L	15-24	New York Giants	53,310
Nov. 5	L	3-24	at Kansas City	77,821
Nov. 19	L	20-27	Seattle	51,298
Nov. 26	L	7-14	Philadelphia	50,539
Dec. 3	W	24-17	at Dallas	64,866
Dec. 10	L	13-20	at New York Giants	48,247
Dec. 17	W	35-23	at St. Louis	63,760
Dec. 24	W	20-17	Carolina	42,903

	Redskins	Opponents
TOTAL FIRST DOWNS	297	323
Rushing	105	127
Passing	169	182
Penalty	23	14
POSSESSION AVG.	28:42	31:18
TOTAL NET YARDS	5,184	5,400
Avg. Per Game	324.0	337.5
Total Plays	1,026	1,059
Avg. Per Play	5.1	5.1
NET YARDS RUSHING	1,956	2,132
Avg. Per Game	122.3	133.3
Total Rushes	469	483
NET YARDS PASSING	3,228	3,268
Avg. Per Game	201.8	204.3
Sacked/Yards Lost	36/268	30/135
Gross Yards	3,496	3,403
Att./Completions	521/265	546/338
Completion Pct.	50.9	61.9
Had Intercepted	20	16
PUNT/AVERAGE	74/42.4	72/41.4
NET PUNTING AVG.	37.7	35.1
PENALTIES/YARDS	78/563	100/780
FUMBLES/LOST	24/10	31/18
TOUCHDOWNS	35	42
Rushing	15	18
Passing	16	20
Returns	4	4

SCORE BY PERIODS	1	2	3	4	OT	PTS
REDSKINS	59	90	85	86	6	326
Opponents	65	126	48	117	3	359

SCORING	TD	Ru	Pa	Rt	Pat	FG	S	TP
Murray	0	0	0	0	33/33	27/36	0	114
Allen	11	10	1	0	0/0	0/0	0	66
REDSKINS	35	15	16	4	33/33	27/36	1	326
Opponents	42	18	20	4	39/40	22/27	0	359

RUSHING	No.	Yds	Avg	Long	TD
Allen	338	1,309	3.9	28	10
Mitchell	46	301	6.5	36t	1
REDSKINS	469	1,956	4.2	58t	15
Opponents	483	2,132	4.4	55t	18

PASSING	Att	Comp	Yds	Cmp%	Yds/Att	TD	TD%	Int	Int%	Long	Sack/Lost	Rating
Frerotte	396	199	2,751	50.3	6.9	13	3.3	13	3.3	73	23/192	70.2
Shuler	125	66	745	52.8	5.9	3	2.4	7	5.6	44	13/76	55.6
REDSKINS	521	265	3,496	50.9	6.7	16	3.1	20	3.8	73	36/268	66.7
Opponents	546	338	3,403	61.9	6.2	20	3.7	16	2.9	59	30/135	79.6

RECEIVING	No.	Yds	Avg	Long	TD
Ellard	56	1,005	17.9	59	5
Mitchell	38	324	8.5	22t	1
Westbrook	34	522	15.4	45	1
REDSKINS	265	3,496	13.2	73t	16
Opponents	338	3,403	10.1	59t	20

INTERCEPTIONS	No.	Yds	Avg.	Long	TD
Carter	4	116	29.0	51t	1
Green	3	42	14.0	22	1
Richard	3	24	8.0	24	0
REDSKINS	16	250	15.6	51t	2
Opponents	20	338	16.9	75t	3

PUNTING	No.	Yds	Avg	Net	TB	In	Long	Blk
Turk	74	3,140	42.4	37.7	9	29	60	0
Opponents	72	2,984	41.4	35.1	7	25	60	1

PUNT RETURNS	Ret	FC	Yds	Avg	Lg	TD
Mitchell	25	15	315	12.6	59t	1
REDSKINS	26	15	315	12.1	59t	1
Opponents	26	13	173	6.7	35	0

KICKOFF RETURNS	No.	Yds	Avg	Lg	TD
Mitchell	55	1,408	25.6	59	0
REDSKINS	69	1,646	23.9	59	0
Opponents	70	1,434	20.5	91t	1

FIELD GOALS	1-19	20-29	30-39	40-49	50+
Murray	1/1	9/9	10/13	6/11	1/2
REDSKINS	1/1	9/9	10/13	6/11	1/2
Opponents	1/1	5/5	10/10	6/7	0/4

DEFENSIVE STATISTICS	T	S	A	TFL	PD	FF	FR
Patton	103	54	4	161	2	4	1
Stephens	77	75	4	153	4	2	1
Harvey	78	38	16	132	5	3	2

SACKS: Ken Harvey 7.5, Sterling Palmer 4.5, Tim Johnson 3.0, Rich Owens 3.0, Marc Boutte 2.0, William Gaines 2.0, Marvucs Patton 2.0, Tony Woods 2.0, Mike Flores 1.0, Keith Taylor 1.0, Scott Turner 1.0

NOTABLE Record (Finish): 6-10 (3rd NFC East)

National Honors: KR Brian Mitchell: Pro Bowl, First Team AP, College & Pro Football Weekly, PFWA, Second Team Football Digest, The Sporting News, USA Today, Second Team Football News; LB Ken Harvey: Pro Bowl, First Team Sports Illustrated, USA Today, Second Team AP, Football Digest, Football News, UPI All-NFC; RB Terry Allen: Second Team UPI All-NFC

Starters: Offense: WR Michael Westbrook (9), WR Leslie Shepherd (4), WR Olanda Truitt (2), LT Jim Lachey (3), LT Joe Patton (13), LG Ray Brown (16), C John Gesek (12), C Vernice Smith (2), C Cory Raymer (2), RG Tré Johnson (9), G John Gesek (4), G Vernice Smith (3), RT Ed Simmons (16), TE Scott Galbraith (16), TE James Jenkins (4), TE Jamie Asher (2), TE Coleman Bell (1), WR Henry Ellard (15), WR Tydus Winans (1), QB Gus Frerotte (11), QB Heath Shuler (5), RB Terry Allen (16), FB Marc Logan (10), FB Brian Mitchell (1).

Defense: LE Tony Woods (16), LT Marc Boutte (16), RT William Gaines (11), RT Tim Johnson (5), RE Sterling Palmer (13), RE Rich Owens (3), LLB Ken Harvey (16), MLB Rod Stephens (16), RLB Marvucs Patton (16), LCB Tom Carter (16), RCB Darrell Green (16), SS James Washington (12), SS Keith Taylor (4), FS Stanley Richard (16).

YEARLY STATS (SINCE 1970)

1996 (9-7)

COACH NORV TURNER

Sept. 1	L	14-17	Philadelphia	53,415
Sept. 8	W	10-3	Chicago	52,711
Sept. 15	W	31-10	at New York Giants	71,693
Sept. 22	W	17-10	at St. Louis	62,303
Sept. 29	W	31-16	New York Jets	52,068
Oct. 13	W	27-22	at New England	59,638
Oct. 20	W	31-21	New York Giants	52,638
Oct. 27	W	31-16	Indianapolis	54,254
Nov. 3	L	13-38	at Buffalo	78,002
Nov. 10	L	34-37 (OT)	Arizona	51,929
Nov. 17	W	26-21	at Philadelphia	66,834
Nov. 24	L	16-19 (OT)	San Francisco	54,235
Nov. 28	L	10-21	at Dallas	64,955
Dec. 8	L	10-24	at Tampa Bay	44,733
Dec. 15	L	26-27	at Arizona	34,260
Dec. 22	W	37-10	Dallas	65,454

	Redskins	Opponents
TOTAL FIRST DOWNS	307	358
Rushing	106	146
Passing	174	191
Penalty	27	21
POSSESSION AVG.	27:32	32:28
TOTAL NET YARDS	5,229	5,723
Avg. Per Game	326.8	357.7
Total Plays	960	1,114
Avg. Per Play	5.4	5.1
NET YARDS RUSHING	1,910	2,275
Avg. Per Game	119.4	142.2
Total Rushes	467	520
NET YARDS PASSING	3,319	3,655
Avg. Per Game	207.4	215.5
Sacked/Yards Lost	22/134	34/207
Gross Yards	3,453	3,655
Att./Completions	471/270	560/325
Completion Pct.	57.3	58.0
Had Intercepted	11	21
PUNT/AVERAGE	77/45.1	68/44.0
NET PUNTING AVG.	38.9	38.4
PENALTIES/YARDS	95/740	102/867
FUMBLES/LOST	21/7	27/9
TOUCHDOWNS	41	33
Rushing	27	20
Passing	12	20
Returns	2	1

SCORE BY PERIODS	1	2	3	4	OT	PTS
REDSKINS	56	123	97	88	0	364
Opponents	39	110	68	89	6	312

SCORING	TD	Ru	Pa	Rt	Pat	FG	S	TP
Allen	21	21	0	0	0/0	0/0	0	126
Blanton	0	0	0	0	40/40	26/32	0	118
Shepherd	5	2	3	0	0/0	0/0	0	30
Asher	4	0	4	0	0/0	0/0	0	24
REDSKINS	41	27	12	2	40/40	26/32	0	364
Opponents	33	20	12	1	31/31	27/38	0	312

RUSHING	No.	Yds	Avg	Long	TD
Allen	347	1,353	3.9	49t	21
Mitchell	39	193	4.9	32	0
Davis	23	139	6.0	39t	2
REDSKINS	467	1,910	4.1	49t	27
Opponents	520	2,275	4.4	57	20

PASSING	Att	Comp	Yds	Cmp%	Yds/Att	TD	TD%	Int	Int%	Long	Sack/Lost	Rating
Frerotte	470	270	3,453	57.4	7.3	12	2.6	11	2.3	52	22/134	79.3
REDSKINS	471	270	3,453	57.3	7.3	12	2.5	11	2.3	52	22/134	79.2
Opponents	560	235	3,655	58.0	6.5	12	2.1	21	3.8	64	34/207	69.2

RECEIVING	No.	Yds	Avg	Long	TD
Ellard	52	1,014	19.5	51	2
Asher	42	481	11.5	34	4
Westbrook	34	505	14.9	45	1
REDSKINS	270	3,453	12.8	52t	12
Opponents	325	3,655	11.2	64t	12

INTERCEPTIONS	No.	Yds	Avg.	Long	TD
Carter	5	24	4.8	24	0
Green	3	84	28.0	68t	1
Richard	3	47	15.7	42	0
REDSKINS	21	214	10.2	68t	1
Opponents	11	154	14.0	40t	0

PUNTING	No.	Yds	Avg	Net	TB	In	Long	Blk
Turk	75	3,386	45.1	39.2	11	25	63	0
REDSKINS	77	3,470	45.1	38.9	12	25	63	0
Opponents	68	2,990	44.0	36.4	13	15	72	0

PUNT RETURNS	Ret	FC	Yds	Avg	Lg	TD
Mitchell	23	16	258	11.2	71	0
Opponents	35	5	235	6.7	28	0

KICKOFF RETURNS	No.	Yds	Avg	Lg	TD
Mitchell	56	1,258	22.5	50	0
REDSKINS	65	1,401	21.6	50	0
Opponents	76	1,610	21.2	63	0

FIELD GOALS	1-19	20-29	30-39	40-49	50+
Blanton	2/2	13/13	7/7	2/7	2/3
Opponents	3/3	9/9	10/14	4/10	1/2

DEFENSIVE STATISTICS	T	S	A	TFL	PD	FF	FR
M. Patton	181	99	76	6	6	2	1
Stephens	167	87	71	9	6	0	1
Harvey	123	75	39	9	2	1	2

SACKS: Rich Owens 11.0, Ken Harvey 9.0, Dexter Nottage 5.0, Sean Gilbert 3.0, Marvucs Patton 2.0, Rod Stephens 1.0, Tony Woods 1.0, Sterling Palmer 1.0, Brian Walker 1.0

NOTABLE
Record (Finish): 6-10 (3rd NFC East)

National Honors: RB Terry Allen: Pro Bowl, UPI All-NFC, AP All-Pro; G Bob Dahl: UPI All-NFC; QB Gus Frerotte: Pro Bowl; CB Darrell Green: Pro Bowl; LB Ken Harvey: Pro Bowl, UPI All-NFC; P Matt Turk: Pro Bowl, AP All-Pro, College & Pro Football News-weekly, Football Digest All-Pro, Football News All-NFC, UPI All-NFC.

Starters: Offense: WR Henry Ellard (16), LT/LG/RG Joe Patton (15/1/1); LT Shar Pour-danesh (3); LG Tré Johnson (15); C Jeff Uhlenhake (11); C Cory Raymer (5); RG Bob Dahl (15); TE Jamie Asher (12); TE Scott Galbraith (6); TE James Jenkins (6); WR Leslie Shepherd (6); WR Michael Westbrook (6); WR Bill Brooks (2); QB Gus Frerotte (16); RB Terry Allen (16); FB Marc Logan (9); FB Brian Mitchell (1).

Defense: LE Tony Woods (7); LE Sterling Palmer (6); LE Dexter Nottage (3); LT Marc Boutte (10); LT William Gaines (6); RT Sean Gilbert (16); RE Rich Owens (16); LLB Ken Harvey (16); MLB Rod Stephens (15); MLB Patrice Alexander (1); RLB Marvucs Patton (16); LCB Tom Carter (16); RCB Darrell Green (16); SS/FS Darryl Morrison (11/1); Brian Walker (4); Darryl Pounds (1); FS Stanley Richard (15).

YEARLY STATS (SINCE 1970)

1997 (8-7-1)

COACH NORV TURNER

Aug. 31	W	24-10	at Carolina	72,633
Sept. 7	L	13-14	at Pittsburgh	58,059
Sept. 14	W	19-13 (OT)	Arizona	78,270
Sept. 28	W	24-13	Jacksonville	74,421
Oct. 5	L	10-24	at Philadelphia	67,008
Oct. 13	W	21-16	Dallas	76,159
Oct. 19	L	14-28	at Tennessee	31,042
Oct. 26	L	17-20	Baltimore	75,067
Nov. 2	W	31-8	at Chicago	53,032
Nov. 9	W	30-7	Detroit	75,261
Nov. 16	L	14-17	at Dallas	75,261
Nov. 23	T	7-7 (OT)	New York Giants	75,703
Nov. 30	L	20-23	St. Louis	74,772
Dec. 7	W	38-28	at Arizona	41,537
Dec. 13	L	10-30	at New York Giants	77,571
Dec. 21	W	35-32	Philadelphia	75,939

	Redskins	Opponents
TOTAL FIRST DOWNS	300	292
Rushing	86	129
Passing	192	149
Penalty	22	14
POSSESSION AVG.	29:27	30:33
TOTAL NET YARDS	4,998	5,030
Avg. Per Game	312.4	314.4
Total Plays	1,033	1,058
Avg. Per Play	4.8	4.8
NET YARDS RUSHING	1,615	2,212
Avg. Per Game	100.9	138.8
Total Rushes	453	508
NET YARDS PASSING	3,383	2,818
Avg. Per Game	211.4	176.1
Sacked/Yards Lost	33/198	37/280
Gross Yards	3,581	3,098
Att./Completions	547/282	513/267
Completion Pct.	51.7	52.0
Had Intercepted	20	16
PUNT/AVERAGE	85/44.6	95/42.5
NET PUNTING AVG.	39.2	35.3
PENALTIES/YARDS	78/639	96/849
FUMBLES/LOST	21/7	36/14
TOUCHDOWNS	40	32
Rushing	12	15
Passing	22	14
Returns	6	3

SCORE BY PERIODS	1	2	3	4	OT	PTS
REDSKINS	62	101	80	78	6	327
Opponents	64	74	53	98	0	289

SCORING	TD	Ru	Pa	Rt	Pat	FG	S	TP
Blanton	0	0	0	0	34/34	16/24	0	82
Allen	5	4	1	0	0/0	0/0	0	30
Shepherd	5	0	5	0	0/0	0/0	0	30
REDSKINS	40	12	22	6	39/39	16/24	0	327
Opponents	32	15	14	3	28/28	21/25	0	289

RUSHING	No.	Yds	Avg	Long	TD
Allen	210	724	3.4	34	4
Davis	141	567	4.0	18	3
Mitchell	23	107	4.7	26	1
REDSKINS	453	1,615	3.6	34	12
Opponents	508	2,212	4.4	51t	15

PASSING	Att	Comp	Yds	Cmp%	Yds/Att	TD	TD%	Int	Int%	Long	Sack/Lost	Rating
Frerotte	402	204	2,682	50.7	6.6	17	4.2	12	3.0	52	23/146	73.8
Hostetler	144	79	899	54.9	6.2	5	3.5	10	6.9	69	10/52	56.5
REDSKINS	547	283	3,581	51.7	6.5	22	4.0	22	4.0	69	33/198	69.1
Opponents	513	267	3,098	52.0	6.0	14	2.7	16	3.1	52	37/280	66.7

RECEIVING	No.	Yds	Avg	Long	TD
Asher	49	474	9.7	24	1
Mitchell	36	438	12.2	69	1
Westbrook	34	559	16.4	40t	3
Bowie	34	388	11.4	39t	2
REDSKINS	283	3,581	12.7	69	22
Opponents	267	3,098	11.6	52	14

INTERCEPTIONS	No.	Yds	Avg.	Long	TD
Dishman	4	47	11.8	29t	1
Richard	4	28	7.0	23	0
REDSKINS	16	222	13.9	83t	3
Opponents	22	262	11.9	35t	1

PUNTING	No.	Yds	Avg	Net	TB	In	Long	Blk
Turk	84	3,788	45.1	39.2	11	32	62	1
Opponents	95	4,038	42.5	35.3	12	33	59	0

PUNT RETURNS	Ret	FC	Yds	Avg	Lg	TD
Mitchell	38	23	442	11.6	63t	1
Opponents	33	18	237	7.2	37	0

KICKOFF RETURNS	No.	Yds	Avg	Lg	TD
Mitchell	47	1,094	23.3	97t	1
REDSKINS	59	1,283	21.7	97t	1
Opponents	67	1,515	22.6	57	0

FIELD GOALS	1-19	20-29	30-39	40-49	50+
Blanton	2/2	4/4	5/6	4/8	1/4
Opponents	1/1	6/6	7/8	6/8	1/2

DEFENSIVE STATISTICS	T	S	A	TFL	PD	FF	FR
Richard	181	125	55	1	12	0	1
Patton	175	129	43	3	4	4	1
Campbell	162	110	47	5	11	1	1

SACKS: Ken Harvey 9.5, Marvuc Patton 4.0, Chris Mims 4.0, Greg Jones 4.0, Rich Owens 3.5, Jamal Duff 2.0, Derek Smith 2.0, Marc Boutte 2.0, Darryl Pounds 2.0, Chris Zorich 1.0, Cris Dishman 1.0, Kenard Lang 1.0, Team 1.0

NOTABLE

Record (Finish): 8-7-1 (2nd NFC East)

National Honors: CB Cris Dishman: Pro Bowl; CB Darrell Green: Pro Bowl, College & Pro Football Weekly All-Pro; LB Ken Harvey: Pro Bowl; P Matt Turk: Pro Bowl, Sports Illustrated All-Pro, Pro Football Weekly All-NFC, The Sporting News All-Pro, Football News All-NFC, Football Digest All-NFL Second Team, USA Today All-Pro; LB Derek M. Smith: Football News All-Rookie.

Starters: Offense: WR Michael Westbrook (9), WR Albert Connell (1), LT/RT Shar Pourdanesh (10/4), LT/LG Joe Patton (6/10), LG/RG Tré Johnson (6/5), C Jeff Uhlenhake (13), C Cory Raymer (3), RG Bob Dahl (8), RG Brad Badger (1), RT Ed Simmons (12), TE Jamie Asher (13), TE James Jenkins (5), TE Darryl Ashmore (2), WR Leslie Shepherd (9), WR Henry Ellard (11), QB Gus Frerotte (13), QB Jeff Hostetler (3), RB Terry Allen (10), RB Stephen Davis (6) FB Larry Bowie (12), FB Marc Logan (1), FB Brian Mitchell (1).

Defense: LE Kenard Lang (11), LE Jamal Duff (5), LT Chris Mims (7), LT Ryan Kuehl (5), LT/RT William Gaines (4/2), RT Marc Boutte (14), RE Rich Owens (15), RE Kelvin Kinney (1), LLB Ken Harvey (14), LLB Greg Jones (3), MLB Marvuc Patton (16), RLB Derrek Smith (16), LCB Cris Dishman (15), RCB Darrell Green (16), SS Jesse Campbell (16), FS Stanley Richard (16).

YEARLY STATS (SINCE 1970)

1998 (6-10)

COACH NORV TURNER

Sept. 6	L	24-31	at New York Giants	76,629
Sept. 14	L	10-45	San Francisco	76,798
Sept. 20	L	14-24	at Seattle	63,336
Sept. 27	L	16-38	Denver	71,880
Oct. 4	L	10-31	Dallas	72,284
Oct. 11	L	12-17	at Philadelphia	66,183
Oct. 18	L	7-41	at Minnesota	64,004
Nov. 1	W	21-14	New York Giants	67,976
Nov. 8	L	27-29	at Arizona	43,159
Nov. 15	W	28-3	Philadelphia	67,704
Nov. 22	L	42-45	Arizona	66,435
Nov. 29	W	29-19	at Oakland	41,409
Dec. 6	W	24-20	San Diego	65,713
Dec. 13	W	28-25	at Carolina	46,940
Dec. 19	W	20-16	Tampa Bay	66,309
Dec. 27	L	7-23	at Dallas	63,565

	Redskins	Opponents
TOTAL FIRST DOWNS	295	303
Rushing	84	127
Passing	186	152
Penalty	25	24
3rd Down: Made/Att	68/215	88/231
3rd Down: Pct.	31.6	38.1
4th Down: Made/Att	5/15	6/15
4th Down: Pct	33.3	40.0
POSSESSION AVG.	28:34	31:26
TOTAL NET YARDS	5,010	5,354
Avg. Per Game	313.1	334.6
Total Plays	1,027	1,057
Avg. Per Play	4.9	5.1
NET YARDS RUSHING	1,685	2,436
Avg. Per Game	105.3	152.3
Total Rushes	401	531
NET YARDS PASSING	3,325	2,918
Avg. Per Game	207.8	182.4
Sacked/Yards Lost	61/399	33/194
Gross Yards	3,724	3,112
Att./Completions	565/304	493/281
Completion Pct.	53.8	57.0
Had Intercepted	14	13
PUNT/AVERAGE	97/43.5	92/43.1
NET PUNTING AVG.	38.9	35.2
PENALTIES/YARDS	112/975	95/824
FUMBLES/LOST	27/15	17/8
TOUCHDOWNS	40	50
Rushing	15	24
Passing	24	21
Returns	1	5

SCORE BY PERIODS	1	2	3	4	OT	PTS
REDSKINS	94	80	57	88	0	319
Opponents	92	133	93	103	0	421

SCORING	TD	Ru	Pa	Rt	Pat	FG	S	TP
Blanchard	0	0	0	0	30/31	11/17	0	63
Shepherd	9	1	8	0	1	0	0	56
Hicks	8	8	0	0	0	0	0	48
REDSKINS	40	15	24	1	36/37	13/23	1	319
Opponents	50	24	21	5	46/46	23/28	1	421

RUSHING	No.	Yds	Avg	Long	TD
Allen	148	700	4.7	45	2
Hicks	122	433	3.5	28	8
REDSKINS	401	1,685	4.2	45	15
Opponents	531	2,436	4.6	55	24

PASSING	Att	Comp	Yds	Cmp%	Yds/Att	TD	TD%	Int	Int%	Long	Sack/Lost	Rating
T. Green	509	278	3,441	54.6	6.76	23	4.5	11	2.2	75	49/338	81.8
Frerotte	54	25	382	46.3	5.24	1	1.9	3	5.6	22	12/61	45.5
REDSKINS	565	304	3,724	53.8	6.59	24	4.2	14	2.5	75	61/399	78.2
Opponents	493	281	3,112	57.0	6.31	21	4.3	13	2.6	63	33/194	79.1

RECEIVING	No.	Yds	Avg	Long	TD
Westbrook	44	736	16.7	75t	6
Mitchell	44	306	7.0	24	0
Shepherd	43	712	16.6	43t	8
S. Alexander	37	383	10.4	33	4
REDSKINS	304	3,724	122.3	75t	24
Opponents	281	3,112	11.1	63	21

INTERCEPTIONS	No.	Yds	Avg.	Long	TD
L. Evans	3	77	25.7	54	0
D. Green	3	36	12.0	36	0
REDSKINS	13	190	14.6	54	0
Opponents	14	169	12.1	55t	2

PUNTING	No.	Yds	Avg	Net	TB	In	Long	Blk
Turk	93	4,103	44.1	39.0	9	33	69	1
REDSKINS	97	4,216	43.5	38.9	9	34	69	1
Opponents	92	3,966	43.1	35.2	11	20	64	0

PUNT RETURNS	Ret	FC	Yds	Avg	Lg	TD
Mitchell	44	18	506	11.5	47	0
Opponents	32	16	261	8.2	40	0

KICKOFF RETURNS	No.	Yds	Avg	Lg	TD
Mitchell	59	1,337	22.7	101t	1
REDSKINS	70	1,512	21.6	101t	1
Opponents	61	1,569	25.7	90t	2

FIELD GOALS	1-19	20-29	30-39	40-49	50+
Blanchard	0/0	2/2	6/8	2/5	1/2
REDSKINS	0/0	2/2	7/10	3/9	1/2
Opponents	1/1	10/11	5/6	7/9	0/1

DEFENSIVE STATISTICS	T	S	A	TFL	PD	FF	FR
Patton	192	134	55	3	6	1	1
Smith	157	103	49	5	3	1	1
Evans	114	74	37	3	6	0	1

SACKS: Dan Wilkinson 7.5, Kenard Lang 7.0, Marvucs Patton 3.0, Jamal Duff 3.0, N.D. Kalu 3.0, Marc Boutte 2.0, Ken Harvey 2.0, Dana Stubblefield 1.5, Greg Jones 1.0, Kelvin Kinney 1.0, Derek Smith 1.0, Leomont Evans 1.0

NOTABLE Record (Finish): 6-10 (4th NFC East)

National Honors: P Matt Turk: Pro Bowl, AP Second Team, Sports Illustrated All-Pro, Pro Football Weekly All-NFC, Football News All-NFC, Football Digest All-NFL Second Team.

Starters: Offense: WR Michael Westbrook (10), WR Albert Connell (5), LT/LG/RG Brad Badger (10/5/1) LT/RT Shar Pourdanesh (1/14), LG Tré Johnson (10), C Cory Raymer (16), RG/RT/LG Joe Patton (4/5/1), RG Rod Milstead (11), RT/LT Shar Pourdanesh (14/1), RT Troy Drake (20), TE Jamie Asher (7), TE Stephen Alexander (5) TE James Jenkins (4), WR Leslie Shepherd (16), QB Trent Green (14), QB Gus Frerotte (2), RB Terry Allen (9), RB Skip Hicks (5), FB/RB Stephen Davis (11/1) FB Larry Bowie (4), FB Mike Sellers (1).

Defense: LE Kenard Lang (16), LT Dan Wilkinson (16), RT Dana Stubblefield (7), RT Doug Brown (8), RT Marc Boutte (1), RE Kelvin Kinney (12), RE Jamal Duff (3), Ndukwe Kalu (1), LLB Ken Harvey (9), LLB Greg Jones (5), LLB Shawn Barber (1), MLB Marvucs Patton (16), RLB Derrek Smith (16), LCB Cris Dishman (16), RCB Darrell Green (16), SS Jesse Campbell (3), SS/FS Leomont Evans (12/1), SS/FS Stanley Richard (14/1), FS Darryl Pounds (2).

YEARLY STATS (SINCE 1970)

1999 (10-6)

COACH NORV TURNER

Sept. 12	L	35-41	Dallas	79,237
Sept. 19	W	50-21	at New York Giants	77,622
Sept. 26	W	27-20	at New York Jets	78,161
Oct. 3	W	38-36	Carolina	76,831
Oct. 17	W	24-10	at Arizona	55,893
Oct. 24	L	20-38	at Dallas	64,377
Oct. 31	W	48-22	Chicago	77,621
Nov. 7	L	17-34	Buffalo	78,721
Nov. 14	L	28-35	at Philadelphia	66,591
Nov. 21	W	23-13	New York Giants	78,641
Nov. 28	W	20-17	Philadelphia	74,741
Dec. 5	L	17-33	at Detroit	77,693
Dec. 12	W	28-3	Arizona	75,851
Dec. 19	L	21-24	at Indianapolis	57,013
Dec. 26	W	26-20	at San Francisco	68,329
Jan. 2	W	21-10	Miami	78,106
			Playoffs	
Jan. 8	W	27-13	Detroit	79,411
Jan. 15	L	13-14	at Tampa Bay	65,835

RECEIVING	No.	Yds	Avg	Long	TD
Centers	69	544	7.9	33t	3
Westbrook	65	1,191	18.3	65t	9
Connell	62	1,132	18.3	62t	7
Mitchell	31	305	9.8	36	0
REDSKINS	324	4,112	12.7	65t	26
Opponents	328	3,953	12.1	76	23

INTERCEPTIONS	No.	Yds	Avg.	Long	TD
Stevens	6	61	10.2	25	0
Bailey	5	5.5	11.0	59t	1
REDSKINS	24	375	15.6	88	3
Opponents	14	129	9.2	29	2

PUNTING	No.	Yds	Avg	Net	TB	In	Long	Blk
Turk	62	2,564	41.4	35.6	10	16	57	0
Hansen	9	362	40.2	24.7	1	1	49	0
REDSKINS	71	2,926	41.2	34.2	11	17	57	0
Opponents	71	3,158	42.7	37.1	4	20	62	0

TOTAL FIRST DOWNS	Redskins	Opponents
Rushing	338	322
Passing	121	107
Penalty	183	193
3rd Down: Made/Att	34	22
3rd Down Pct.	77/203	91/232
4th Down: Made/Att	37.9	39.2
4th Down Pct.	9/18	11/21
POSSESSION AVG.	50.0	52.4
TOTAL NET YARDS	29:33	30:27
Avg. Per Game	5,965	5,705
Total Plays	372.8	356.6
Avg. Per Play	1,031	1,068
NET YARDS RUSHING	5.8	5.3
Avg. Per Game	2,039	1,973
Avg. Per Attempt	127.4	123.3
Total Rushes	4.4	4.5
NET YARDS PASSING	463	439
Avg. Per Game	3,926	3,732
Avg. Per Play	245.4	233.3
Sacked/Yards Lost	6.91	5.93
Gross Yards	31/186	40/221
Att./Completions	4,112	3,953
Completion Pct.	537/324	589/328
Had Intercepted	60.3	55.7
PUNT/AVERAGE	14	24
NET PUNTING AVG.	71/41.2	74/42.7
PENALTIES/YARDS	34.2	37.1
FUMBLES/LOST	104/808	102/1137
TOUCHDOWNS	31/11	22/13
Rushing	54	43
Passing	23	16
Returns	26	23
	5	4

PUNT RETURNS	Ret	FC	Yds	Avg	Lg	TD
Mitchell	40	14	332	8.3	33	0
REDSKINS	41	14	332	8.1	33	0
Opponents	27	11	278	10.3	70	2

KICKOFF RETURNS	No.	Yds	Avg	Lg	TD
Mitchell	43	893	20.8	45	0
REDSKINS	63	1,290	20.5	95t	1
Opponents	77	1,772	23.0	89t	1

FIELD GOALS	1-19	20-29	30-39	40-49	50+
Conway	0/0	7/9	6/7	6/7	3/9
REDSKINS	0/0	7/9	6/7	6/7	3/9
Opponents	0/0	6/6	8/9	9/12	2/3

DEFENSIVE STATISTICS	T	S	A	TFL	PD	FF	FR
Shade	166	119	43	4	10	0	1
D. Smith	127	83	33	11	7	0	1
Evans	99	55	43	0	7	0	1

SACKS: Dan Wilkinson 8.0, Marco Coleman 6.5, Kenard Lang 6.0, N.D. Kalu 3.5, Anthony Cook 3.0, Dana Stubblefield 3.0, Mark McMillian LG 1.5, Sam Shade 1.5, Champ Bailey 1.0, Shawn Barber 1.0, Marc Boutte 1.0, Darryl Pounds 1.0, Derek Smith 1.0, Matt Stevens 1.0, James Francis 0.5, Greg Jones 0.5

NOTABLE
Record (Finish): 10-6 (1st NFC East)

National Honors: RB Stephen Davis: Pro Bowl; QB Brad Johnson: Pro Bowl.

Starters: Offense: FB Larry Centers (16), LT Andy Heck (16), RT Jon Jansen (16), QB Brad Johnson (16), RG Tre Johnson (16), C Cory Raymer (16), WR Michael Westbrook (16), TE Stephen Alexander (15), WR Albert Connell (15), RB Stephen Davis (14), LG Keith Sims (11), LG Brad Badger (5), RB Skip Hicks (2), WR Irving Fryar (1), FB/TE Mike Sellers (1).

Defense: LCB Champ Bailey (16), RLB Shawn Barber (16), RE Marco Coleman (16), RCB Darrell Green (16), SS Sam Shade (15), MLB Derek Smith, RT Dana Stubblefield (16), LT Dan Wilkinson (16), FS Leomont Evans (15), LLB Greg Jones (15), LE Kenard Lang (9), LE Anthony Cook (7), LLB James Francis (1), FS Matt Stevens (1).

SCORE BY PERIODS	1	2	3	4	OT	PTS
REDSKINS	82	162	100	90	9	443
Opponents	78	89	63	141	6	377

SCORING	TD	Ru	Pa	Rt	Pat	FG	S	TP
Conway	0	0	0	0	49/50	22/32	0	115
Davis	17	17	0	0	0	0	0	104
Westbrook	9	0	9	0	0	0	0	56
REDSKINS	54	23	26	0	49/50	22/32	0	443
Opponents	43	16	23	4	38/38	25/30	0	377

RUSHING	No.	Yds	Avg	Long	TD
Davis	290	1,405	4.8	76t	17
Hicks	78	257	3.3	24	3
REDSKINS	463	2,039	4.4	76	23
Opponents	439	1,973	4.5	60	16

PASSING	Att	Comp	Yds	Cmp%	Yds/Att	TD	TD%	Int	Int%	Long	Sack/Lost	Rating
B. Johnson	519	316	4,005	60.9	7.72	24	4.6	13	2.5	65	29/177	90.0
Peete	17	8	107	47.1	6.29	2	11.8	1	5.9	30	2/9	82.2
REDSKINS	537	324	4,112	60.3	7.66	26	4.8	14	2.6	65	31/186	89.5
Opponents	589	328	3,953	55.7	6.71	23	3.9	24	4.1	76	40/221	72.5

YEARLY STATS (SINCE 1970)

2000 (8-8)

COACHES NORV TURNER (GAMES 1-13) AND TERRY ROBISKIE (GAMES 14-16)

Sept. 3	W	20-17	Carolina	80,257
Sept. 10	L	10-15	at Detroit	74,159
Sept. 18	L	21-27	Dallas	84,431
Sept. 24	W	16-6	at New York Giants	78,216
Oct. 1	W	20-17 (OT)	Tampa Bay	83,532
Oct. 8	W	17-14	at Philadelphia	65,491
Oct. 15	W	10-3	Baltimore	83,252
Oct. 22	W	35-16	at Jacksonville	69,061
Oct. 30	L	21-27	Tennessee	83,472
Nov. 5	L	15-16	at Arizona	44,723
Nov. 20	W	33-20	at St. Louis	66,087
Nov. 26	L	20-23	Philadelphia	83,284
Dec. 3	L	7-9	New York Giants	83,485
Dec. 10	L	13-32	at Dallas	63,467
Dec. 16	L	3-24	at Pittsburgh	58,183
Dec. 24	W	20-3	Arizona	65,711

RECEIVING	No.	Yds	Avg	Long	TD
L.Center	81	600	7.4	26	3
J.Thrash	50	653	13.1	50	2
S.Alexander	47	510	10.9	30	2
I.Fryar	41	548	13.4	34t	5
REDSKINS	343	3,892	11.3	77t	18
Opponents	254	2,904	11.4	76t	12

INTERCEPTIONS	No.	Yds	Avg.	Long	TD
Bailey	5	48	9.6	48	0
Sanders	4	91	22.8	32	0
REDSKINS	17	219	12.9	48	0
Opponents	21	374	17.8	81t	1

PUNTING	No.	Yds	Avg	Net	TB	In	Long	Blk
Barnhardt	79	3,160	40.0	34.4	5	23	53	0
Opponents	79	3,386	42.9	35.8	10	23	57	0

PUNT RETURNS	Ret	FC	Yds	Avg	Lg	TD
Sanders	25	6	185	7.4	57	0
Thrash	10	6	106	10.6	25	0
REDSKINS	36	13	356	9.9	57	0
Opponents	33	25	342	10.4	69t	2

KICKOFF RETURNS	No.	Yds	Avg	Lg	TD
Thrash	45	1,000	22.2	49	0
Murrell	12	214	17.8	30	0
REDSKINS	63	1,301	20.7	49	0
Opponents	60	1,529	25.5	92t	1

FIELD GOALS	1-19	20-29	30-39	40-49	50+
Murray	0/0	2/2	3/4	3/6	0/0
REDSKINS	0/0	11/11	5/10	3/7	1/2
Opponents	1/1	9/10	11/11	6/8	3/4

DEFENSIVE STATISTICS	T	S	A	TFL	PD	FF	FR
Shade	143	92	51	1-5	7	0	4
D. Smith	124	84	40	1-5	3	1	1
Carrier	102	65	37	0	4	1	0

SACKS: Marco Coleman 12.0, Bruce Smith 10.0, Lavar Arrington 4.0, Dan Wilkinson 3.5, Kenard Lang 3.0, Dana Stubblefield 2.5, Shawn Barber 2.0, Eddie Mason 2.0, Sam Shade 1.0, N.D. Kalu 1.0, Kevin Mitchell 1.0, Nolan Harrison 1.0, Derek Smith 1.0, Greg Jones 1.0

NOTABLE Record (Finish): 8-8 (3rd NFC East)

National Honors: TE Stephen Alexander: Pro Bowl; LB LaVar Arrington: Pro Football Weekly All-Rookie Team, Football News All-Rookie Team; CB Champ Bailey: Pro Bowl, AP Second Team, Pro Football Weekly All-NFC Team, College & Pro Football News-weekly Second Team, Football News All-NFC Team; DE Marco Coleman: Pro Bowl; RB Stephen Davis: Pro Bowl; OT Chris Samuels: Pro Football Weekly All-Rookie Team, Football News All-Rookie Team, Football Digest Top 16 Rookies.

Starters: Offense: TE Stephen Alexander (16), C Mark Fischer (16), RT Jon Jansen (16), LT Chris Samuels (16), RB Stephen Davis (15), WR Albert Connell (13), LG Keith Sims (13), RG Jay Leeuwenburg (12), QB Brad Johnson (11), WR Irving Fryar (8), WR James Thrash (8), FB Larry Centers (6), FB Mike Sellers (6), QB Jeff George (5), TE James Jenkins (4), RG Tre Johnson (4), LG Andy Heck (2), WR Michael Westbrook (2), RB Skip Hicks (1), LG Michael Moore (1).

Defense: LCB Champ Bailey (16), LE Marco Coleman (16), Bruce Smith (16), Dan Wilkinson (16), FS Mark Carrier (15), DE Ion Sanders (15), LLB Shawn Barber (14), SS Sam Shade (14), MLB Derek M. Smith (14), RT Dana Stubblefield (14), RLB LaVar Arrington (11), RLB Greg Jones (4), FS Matt Stevens (4), CB Darrell Green (2), RT Nolan Harrison (2), LLB Eddie Mason (2), CB Tyrone Drakeford (1).

TOTAL FIRST DOWNS	Redskins	Opponents
Rushing	308	254
Passing	98	97
Penalty	185	134
3rd Down: Made/Att	25	23
3rd Down Pct	84/213	72/205
4th Down: Made/Att	39.4	35.1
4th Down Pct	4/10	4/10
POSSSESSION AVG.	40.0	40.0
TOTAL NET YARDS	31:27	28:33
Avg. Per Game	5,396	4,474
Total Plays	337.3	279.6
Avg. Per Play	1,038	937
NET YARDS RUSHING	5.2	4.8
Avg. Per Game	1,748	1,853
Total Rushes	109.3	115.8
NET YARDS PASSING	446	430
Avg. Per Game	3,648	2,621
Sacked/Yards Lost	228.0	163.8
Gross Yards	32/244	45/283
Att./Completions	3,892	2,904
Completion Pct.	560/342	462/254
Had Intercepted	61.1	55.0
PUNTS/AVERAGE	21	17
NET PUNTING AVG	79/40.0	79/42.9
PENALTIES/YARDS	34.4	35.8
FUMBLES/BALL LOST	115/1,009	106/790
TOUCHDOWNS	22/12	28/16
Rushing	32	26
Passing	14	9
Returns	18	12
	0	5

SCORE BY PERIODS	1	2	3	4	OT	PTS
REDSKINS	65	80	54	79	3	281
Opponents	63	91	39	76	0	269

SCORING	TD	Ru	Pa	Rt	Pat	FG	S	TP
Davis	11	11	0	0	0/0	0/0	0	66
Murray	0	0	0	0	7/8	8/12	0	31
Fryar	5	0	5	0	0/0	0/0	0	30
Heppner	0	0	0	0	9/9	4/6	0	21
REDSKINS	32	14	18	0	27/29	20/30	0	281
Opponents	26	9	12	5	23/23	30/34	0	269

RUSHING	No.	Yds	Avg	Long	TD
Davis	332	1,318	4.0	50t	11
Centers	19	103	5.4	14	0
Thrash	10	82	8.2	34	0
Hicks	29	78	2.7	12	1
REDSKINS	445	1,748	3.9	50t	14
Opponents	430	1,863	4.3	54	9

PASSING	Att	Comp	Yds	Cmp%	Yds/Att	TD	TD%	Int	Int%	Long	Sack/Lost	Rating
Brad Johnson	364	227	2,505	62.4	6.88	11	3.0	15	4.1	77t	20/150	75.6
George	194	113	1,389	58.2	7.16	7	3.6	6	3.1	50	12/94	79.6
Husak	2	2	2	100.0	1.00	0	0.0	0	0.0	6	0/0	79.2
REDSKINS	560	342	3,892	61.1	6.95	18	3.2	21	3.8	77t	32/244	77.0
Opponents	462	254	2,904	55.0	6.29	12	2.6	17	3.7	76t	45/283	67.4

YEARLY STATS (SINCE 1970)

2001 (8-8)

COACH MARTY SCHOTTENHEIMER

Sept. 9	L	3-30	at San Diego	60,629
Sept. 24	L	0-37	at Green Bay	59,771
Sept. 30	L	13-45	Kansas City	76,573
Oct. 7	L	9-23	at New York Giants	78,651
Oct. 15	L	7-9	at Dallas	63,941
Oct. 21	W	17-14 (OT)	Carolina	74,480
Oct. 28	W	35-21	New York Giants	80,316
Nov. 4	W	27-14	Seattle	82,352
Nov. 18	W	17-10	at Denver	74,622
Nov. 25	W	13-3	at Philadelphia	65,666
Dec. 2	L	14-20	Dallas	85,112
Dec. 9	W	20-10	at Arizona	40,056
Dec. 16	L	6-20	Philadelphia	84,936
Dec. 23	L	15-20	Chicago	78,884
Dec. 30	W	40-10	at New Orleans	70,020
Jan. 6	W	20-17	Arizona	61,721

	Redskins	Opponents
TOTAL FIRST DOWNS	241	271
Rushing	104	103
Passing	122	149
Penalty	15	19
3rd Down: Made/Att	79/223	76/210
3rd Down Pct.	35.4	36.2
4th Down: Made/Att	4/13	5/17
4th Down Pct.	30.8	29.4
POSSESSION AVG.	30:15	29:45
TOTAL NET YARDS	4,435	4,846
Avg. Per Game	277.2	302.9
Total Plays	960	982
Avg. Per Play	4.6	4.9
NET YARDS RUSHING	1,948	1,869
Avg. Per Game	121.8	116.8
Total Rushes	490	484
NET YARDS PASSING	2,487	2,977
Avg. Per Game	155.4	186.1
Sacked/Yards Lost	38/229	25/139
Gross Yards	2,716	3,116
Att./Completions	432/235	473/262
Completion Pct.	54.4	55.4
Had Intercepted	13	23
PUNTS/AVERAGE	91/41.5	77/42.3
NET PUNTING AVG.	34.7	34.7
PENALTIES/YARDS	104/828	83/672
FUMBLES/BALL LOST	33/15	31/11
TOUCHDOWNS	25	33
Rushing	10	10
Passing	13	19
Returns	2	4

SCORE BY PERIODS	1	2	3	4	OT	PTS
REDSKINS	40	71	59	83	3	256
Opponents	61	104	34	104	0	303

SCORING	TD	Ru	Pa	Rt	Pat	FG	S	TP
Conway	0	0	0	0	22/22	26/33	0	100
Davis	5	5	0	0	0	0	0	32
Gardner	4	0	4	0	0	0	0	24
Westbrook	4	0	4	0	0	0	0	24
REDSKINS	25	10	13	2	22/22	26/33	1	256
Opponents	33	10	19	4	33/33	24/29	0	303

RUSHING	No.	Yds	Avg	Long	TD
Davis	356	1,432	4.0	32	5
Carter	63	308	4.9	30	3
Banks	47	152	3.2	17	2
REDSKINS	490	1,948	4.0	32	10
Opponents	484	1,869	3.9	46	10

PASSING	Att	Comp	Yds	Cmp%	Yds/Att	TD	TD%	Int	Int%	Long	Sack/Lost	Rating
Banks	370	198	2,386	53.5	6.45	10	2.7	10	2.7	85t	29/173	71.3
George	42	23	168	54.8	4.00	0	0.0	3	7.1	17	6/38	34.6
Graham	19	13	131	68.4	6.89	2	10.5	0	0.0	16	2/16	122.9
REDSKINS	432	235	2,716	54.4	6.29	13	3.0	13	3.0	85t	38/229	71.1
Opponents	473	262	3,116	55.4	6.59	19	4.0	23	4.9	64t	25/139	68.8

RECEIVING	No.	Yds	Avg	Long	TD
Westbrook	57	664	11.6	76t	4
Gardner	46	741	16.1	85t	4
Davis	28	205	7.3	29	0
Lockett	22	293	13.3	34	0
REDSKINS	235	2,716	11.6	85t	13
Opponents	262	3,116	11.9	64t	19

INTERCEPTIONS	No.	Yds	Avg.	Long	TD
Smoot	5	36	7.2	36	0
Arrington	3	120	40.0	67t	1
Bailey	3	17	5.7	12	0
REDSKINS	23	209	9.1	67t	1
Opponents	13	247	19.0	61t	2

PUNTING	No.	Yds	Avg	Net	TB	In	Long	Blk
Barker	90	3,747	41.6	34.8	9	27	59	0
REDSKINS	91	3,775	41.5	34.7	9	28	59	0
Opponents	77	3,260	42.3	34.7	8	20	72	0

PUNT RETURNS	Ret	FC	Yds	Avg	Lg	TD
Metcalfe	33	5	412	12.5	89t	1
Lockett	5	3	14	2.8	11	0
REDSKINS	41	10	431	10.5	89t	1
Opponents	44	16	434	9.9	84t	1

KICKOFF RETURNS	No.	Yds	Avg	Lg	TD
Bates	49	1,150	23.5	41	0
REDSKINS	65	1,354	20.8	41	0
Opponents	54	945	17.5	44	0

FIELD GOALS	1-19	20-29	30-39	40-49	50+
B.Conway	0/0	8/8	8/11	8/12	2/2
Opponents	0/0	9/9	10/10	3/7	2/3

DEFENSIVE STATISTICS	T	S	A	TFL	PD	FF	FR
Arrington	118	76	42	7-10	7	2	2
Mitchell	116	76	40	6-11	2	1	0
Shade	94	69	25	1-3	5	0	2

SACKS: Bruce Smith 5.0, Marco Coleman 4.5, Dan Wilkinson 4.0, Kenard Lang 4.0, Kevin Mitchell 2.0, Keith Lyle 1.0, David Terrell 1.0, Eddie Mason 1.0, Jerry DeLoach 1.0, Antonio Pierce 1.0, LaVar Arrington 0.5

NOTABLE
Record (Finish): 8-8 (2nd NFC East)

National Honors: LB LaVar Arrington: Pro Bowl, AP Second Team, Sports Illustrated All-Pro Team, Pro Football Weekly All-NFC Team, Football Digest All-Pro Second Team, Football News All-NFC Team; CB Champ Bailey Pro Bowl; WR Rod Gardner: Pro Football Weekly All-Rookie Team, All-NFL Rookie Team; T Chris Samuels: Pro Bowl, Pro Football Weekly All-NFC Team; CB Fred Smoot; Pro Football Weekly All-Rookie Team, All-NFL Rookie Team

Starters: Offense: RB Stephen Davis (16), WR Rod Gardner (16), RT Jon Jansen (16), C Cory Raymer (16), LT Chris Samuels (16), LG Dave Szott (16), WR Michael Westbrook (16), QB Tony Banks (14), FB Donnell Bennett (14), TE Walter Rasby (11), RG Ben Coleman (10), RG Matt Campbell (5), TE Stephen Alexander (4), QB Jeff George (2), RG David Brandt (1), FB Bryan Johnson (FB), TE Zeron Flemister (1)

Defense: LCB Champ Bailey (16), DT Kenard Lang (16), LDT Dan Wilkinson (16), FS David Terrell (16), SS Sam Shade (15), RE Bruce Smith (14), LaVar Arrington (14), RCB Fred Smoot (13), MLB Kevin Mitchell (13), LE Marco Coleman (12), LB Robert Jones (9), LB Antonio Pierce (8), DT Jerry DeLoach (4), CB Darrell Green (4), LB Shawn Barber (3), DE Dorian Boose (2), Eddie Mason (1)

YEARLY STATS (SINCE 1970)

2002 (7-9)

COACH STEVE SPURRIER

Sept. 8	W	31-23	Arizona	85,140
Sept. 16	L	7-37	Philadelphia	84,982
Sept. 22	L	10-20	at San Francisco	67,541
Oct. 6	W	31-14	at Tennessee	68,804
Oct. 13	L	27-43	New Orleans	80,768
Oct. 20	L	9-30	at Green Bay	63,363
Oct. 27	W	26-21	Indianapolis	80,169
Nov. 3	W	14-3	at Seattle	64,325
Nov. 10	L	7-26	at Jacksonville	66,665
Nov. 17	L	17-19	at New York Giants	78,727
Nov. 24	W	20-17	St. Louis	79,823
Nov. 28	L	20-27	at Dallas	63,606
Dec. 8	L	21-27	New York Giants	78,635
Dec. 15	L	21-34	at Philadelphia	65,615
Dec. 22	W	26-10	Houston	70,291
Dec. 29	W	20-14	Dallas	84,142

	Redskins	Opponents
TOTAL FIRST DOWNS	303	281
Rushing	107	96
Passing	165	155
Penalty	31	30
3rd Down: Made/Att	88/221	79/225
3rd Down Pct.	52.0	36.4
4th Down: Made/Att	13/25	4/11
4th Down Pct.	52.0	36.4
POSSESSION AVG.	29:36	30:24
TOTAL NET YARDS	5,143	4,787
Avg. Per Game	321.4	299.2
Total Plays	1,039	1,006
Avg. Per Play	4.9	4.8
NET YARDS RUSHING	1,889	1,754
Avg. Per Game	118.1	109.6
Total Rushes	442	435
NET YARDS PASSING	3,254	3,033
Avg. Per Game	203.4	189.6
Sack/Yards Lost	38/269	40/250
Gross Yards	3,523	3,283
Att./Completions	559/300	531/304
Had Intercepted	20	14
PUNTS/AVERAGE	73/39.1	86/39.5
NET PUNTING AVG.	30.0	32.7
PENALTIES/ YARDS	116/ 972	119/972
FUMBLES/BALL LOST	34/20	26/12
TOUCHDOWNS	37	39
Rushing	10	14
Passing	24	19
Returns	3	6

SCORE BY PERIODS	1	2	3	4	OT	PTS
REDSKINS	40	132	78	57	0	307
Opponents	74	133	67	91	0	365

SCORING	TD	Ru	Pa	Rt	Pat	FG	S	TP
Tuthill	0	0	0	0	20/21	10/16	0	50
Gardner	8	0	8	0	0/0	0/0	0	48
Davis	8	7	1	0	0/0	0/0	0	48
Cortez	0	0	0	0	9/9	5/8	0	24
Thompson	4	0	4	0	0/0	0/0	0	24
REDSKINS	37	10	24	3	33/34	16/25	1	307
Opponents	39	14	19	6	36/36	31/34	1	365

RUSHING	No.	Yds	Avg	Long	TD
Davis	207	820	4.0	33	7
Watson	116	534	4.6	24	1
Betts	65	307	4.7	27	1
REDSKINS	442	1,889	4.3	33	10
Opponents	435	1,754	4.0	47t	14

PASSING	Att	Comp	Yds	Cmp%	Yds/Att	TD	TD%	Int	Int%	Long	Sack/Lost	Rating
Matthews	237	124	1,251	52.3	5.28	11	4.6	6	2.5	43t	9/54	72.6
Ramsey	227	117	1,539	51.5	6.78	9	4.0	8	3.5	62t	18/132	71.8
Wuerffel	92	58	719	63.0	7.82	3	3.3	6	6.5	40t	11/83	70.9
REDSKINS	559	300	3,523	53.7	6.30	24	4.3	20	3.6	62t	38/269	72.5
Opponents	531	304	3,283	57.3	6.18	19	3.6	14	2.6	58	40/250	76.5

RECEIVING	No.	Yds	Avg	Long	TD
Gardner	71	1,006	14.2	43t	8
Thompson	53	773	14.6	47	4
Watson	32	253	7.9	62t	1
Davis	23	142	6.2	14t	1
REDSKINS	300	3,523	11.7	62t	24
Opponents	304	3,283	10.8	58	19

INTERCEPTIONS	No.	Yds	Avg.	Long	TD
Smoot	4	12	3.0	12	0
Ohalete	3	109	36.3	78t	1
Bailey	3	2	0.7	2	0
REDSKINS	14	173	12.4	78t	1
Opponents	20	212	10.6	85t	2

PUNTING	No.	Yds	Avg	Net	TB	In	Long	Blk
Barker	48	1,924	40.1	30.0	5	12	63	0
Jarrett	20	771	38.6	30.5	2	5	74	1
REDSKINS	72	2,855	39.1	30.0	8	17	74	1
Opponents	85	3,399	39.5	32.7	7	28	64	1

PUNT RETURNS	Ret	FC	Yds	Avg	Lg	TD
Bailey	24	4	238	9.9	39	0
Green	17	9	174	10.2	90t	1
REDSKINS	43	13	450	10.5	90t	1
Opponents	37	5	507	13.7	83t	1

KICKOFF RETURNS	No.	Yds	Avg	Lg	TD
Betts	28	690	24.6	60	0
Watson	23	496	21.6	28	0
REDSKINS	78	1,617	20.7	60	0
Opponents	62	1,392	22.5	90t	1

FIELD GOALS	1-19	20-29	30-39	40-49	50+
Tuthill	0/0	3/3	4/7	2/5	1/1
Cortez	0/0	3/3	1/1	1/4	0/0
REDSKINS	0/0	6/6	7/10	3/9	1/1
Opponents	1/1	10/10	10/12	10/10	0/1

DEFENSIVE STATISTICS	T	S	A	TFL	PD	FF	FR
Arrington	107	73	34	7	8	4	3
Armstead	107	72	35	7	5	1	3
Trotter	104	72	32	7	6	0	0

SACKS: LaVar Arrington 11.0, Bruce Smith 9.0, Daryl Gardener 4.0, Jessie Armstead 3.0, Carl Powell 3.0, Renaldo Wynn 2.5, LaDairis Jackson 2.5, Delbert Cowsette 2.0, Ifeyani Ohalete 1.0, Andre Lott 1.0, Sam Shade 1.0

NOTABLE
Record (Finish): 7-9 (3rd NFC East)

National Honors: LB LaVar Arrington: Pro Bowl, Pro Football Weekly All-NFC Team; Champ Bailey Pro Bowl, B.J. Blanchard Award; Chris Samuels Pro Bowl

Starters: Offense: WR Rod Gardner (16), RT Jon Jansen (16), C Larry Moore (16), LT Chris Samuels (15), RB Stephen Davis (12), FB Bryan Johnson (12), LG David Loverne (11), RG Wilbert Brown (9), TE Walter Rasby (9), TE Zeron Flemister (7), QB Shane Matthews (7), QB Patrick Ramsey (5), RG Brenden Stai (5), RB Kenny Watson (4), QB Danny Wuerffel (4), WR Chris Doering (3), G Tre Johnson (3), OL Alex Sulfsted (3), Kipp Vickers (2), Kevin Lockett (2), Darnerien McCants (1)

Defense: LB Jessie Armstead (16), LB LaVar Arrington (16), LCB Champ Bailey (16), DE Bruce Smith (16), CB Fred Smoot (16), S David Terrell (16), LE Renaldo Wynn (16), Daryl Gardener (15), Jeremiah Trotter (12), Dan Wilkinson (11), Ifeyani Ohalete (10), CB Darrell Green (4), DT Carl Powell (4), MLB Kevin Mitchell (3), S Sam Shade (3), Rashad Bauman (1), Antonio Pierce (1)

YEARLY STATS (SINCE 1970)

2003 (5-11)

COACH STEVE SPURRIER

Sept. 4	W	16-13	New York Jets	85,420
Sept. 14	W	33-31	at Atlanta	70,241
Sept. 21	L	21-24 (OT)	New York Giants	84,856
Sept. 28	W	20-17	New England	83,632
Oct. 5	L	25-27	at Philadelphia	67,792
Oct. 12	L	13-35	Tampa Bay	85,490
Oct. 19	L	7-24	at Buffalo	73,149
Nov. 2	L	14-21	at Dallas	64,002
Nov. 9	W	27-20	Seattle	80,728
Nov. 16	L	17-20	at Carolina	73,263
Nov. 23	L	23-24	at Miami	73,578
Nov. 30	L	20-24	New Orleans	76,821
Dec. 7	W	20-7	at New York Giants	78,217
Dec. 14	L	0-27	Dallas	70,284
Dec. 21	L	24-27	at Chicago	61,719
Dec. 27	L	7-31	Philadelphia	76,766

RECEIVING				
No.	Yds	Avg	Long	TD
Coles	82	3,377	40.2	34.3
Gardner	59	600	10.2	35
McCants	27	360	13.3	32t
Cartwright	18	176	9.8	40
REDSKINS	283	3,273	11.6	64
Opponents	285	3,354	11.8	80t

INTERCEPTIONS				
No.	Yds	Avg.	Long	TD
Smoot	4	35	8.8	35
Ohalete	3	60	20.0	30
Bowen	3	44	14.7	44
REDSKINS	17	184	10.8	44
Opponents	16	178	11.1	44t

PUNTING						
No.	Yds	Avg	Net	TB	In	Long
Barker	84	3,377	40.2	34.3	5	24
Opponents	71	2,997	42.2	36.5	10	20

PUNT RETURNS					
Ret	FC	Yds	Avg	Lg	TD
Morton	19	16	188	9.9	28
P. Johnson	3	3	17	5.7	11
REDSKINS	22	19	205	9.3	28
Opponents	40	16	393	9.8	36

KICKOFF RETURNS				
No.	Yds	Avg	Lg	TD
Morton	44	1,029	23.4	94t
P. Johnson	13	310	23.8	50
REDSKINS	66	1,482	22.5	94t
Opponents	60	1,238	20.6	52

FIELD GOALS				
1-19	20-29	30-39	40-49	50+
J.Hall	0/0	8/8	7/9	6/9
Opponents	1/1	9/10	4/7	3/8

DEFENSIVE STATISTICS						
T	S	A	TFL	PD	FF	FR
Trotter	129	88	41	2	8	1
Arrington	116	71	45	5	20	7
Ohalete	105	72	33	1	8	2

SACKS: Jessie Armstead 6.5, LaVar Arrington 6.0, Bruce Smith 5.0, Bernard Holsey 2.5, Renaldo Wynn 2.0, Jeremiah Trotter 1.5, Lionel Dalton 1.0, Regan Upshaw 1.0, Peppi Zellner 1.0, Lemar Marshall 0.5

NOTABLE Record (Finish): 5-11 (3rd NFC East)

National Honors: LB LaVar Arrington: Pro Bowl; CB Champ Bailey: Pro Bowl, B.J. Blanchard Award; WR Laveranues Coles: Pro Bowl; CB Fred Smoot: Ed Block Courage Award, Quarterback Club Player of the Year

Starters: Offense: RB Trung Canidate (10), FB Rock Cartwright (3), TE Byron Chamberlain (1), WR Laveranues Coles (16), LG Derrick Dockery (13), LG Dave Fiore (3), TE Zeron Flemister (9), C Lennie Friedman (8), WR Rod Gardner (16), QB Tim Hasselbeck (5), RT Jon Jansen (16), FB Bryan Johnson (11), WR Patrick Johnson (2), WR Darnerien McCants (1), C Larry Moore (8), RB Chad Morton (2), QB Patrick Ramsey (11), TE Robert Royal (6), LT Chris Samuels (13), RG Randy Thomas (16), TE Kevin Ware (2), LT Brandon Winey (3)

Defense: OLB Jessie Armstead (15), OLB LaVar Arrington (16), CB Champ Bailey (16), CB Rashad Bauman (2), S Matt Bowen (16), DT Martin Chase (3), DT Lionel Dalton (9), DB Todd Franz (2), DT Jermaine Haley (5), DT Bernard Holsey (16), S Ifeanyi Ohalete (14), Bruce Smith (8), MLB Jeremiah Trotter (16), DE Regan Upshaw (8), DE Renaldo Wynn (16)

TOTAL FIRST DOWNS		Redskins	Opponents
Rushing		272	325
Passing		95	122
Penalty		156	176
3rd Down: Made/Att		21	27
3rd Down Pct.		73/215	84/209
4th Down: Made/Att		34.0	40.2
4th Down Pct.		8/14	8/11
POSSESSION AVG.		57.1	72.7
TOTAL NET YARDS		28:45	31:15
Avg. Per Game		4,659	5,412
Total Plays		291.2	338.3
Avg. Per Play		991	1,014
NET YARDS RUSHING		4.7	5.3
Avg. Per Game		1,653	2,217
Total Rushes		103.3	138.6
NET YARDS PASSING		421	504
Avg. Per Game		3,006	3,195
Sack/Yards Lost		187.9	199.7
Gross Yards		43/267	27/159
Att./Completions		3,273	3,354
Completion Pct.		527/283	483/285
Had Intercepted		53.7	59.0
PUNTS/AVERAGE		16	17
NET PUNTING AVG		84/40.2	71/42.2
PENALTIES/YARDS		34.3	36.5
FUMBLES/BALL LOST		124/1038	95/835
TOUCHDOWNS		21/12	26/13
Rushing		30	45
Passing		8	20
Returns		21	23
		1	2

SCORE BY PERIODS							1	2	3	4	OT	PTS
REDSKINS							40	113	59	75	0	287
Opponents							78	106	76	109	3	372

SCORING								
TD	Ru	Pa	Rt	Pat	FG	S	TP	
Hall	0	0	0	26/27	25/33	0	101	
McCants	6	0	6	0	0	0	40	
Coles	6	0	6	0	0	0	36	
Gardner	5	0	5	0	0	0	30	
REDSKINS	30	8	21	1	26/27	25/33	1	287
Opponents	45	20	23	2	45/45	19/31	0	372

RUSHING				
No.	Yds	Avg	Long	TD
Canidate	142	600	4.2	38
Cartwright	107	411	3.8	22
Betts	77	255	3.3	13t
Morton	48	216	4.5	27
REDSKINS	421	1,653	3.9	38
Opponents	504	2,217	4.4	52

PASSING											
Att	Comp	Yds	Cmp%	Yds/Att	TD	TD%	Int	Int%	Long	Sack/Lost	Rating
Ramsey	337	179	53.1	6.43	14	4.2	9	2.7	64	30/206	75.8
Hasselbeck	177	95	53.7	5.72	5	2.8	7	4.0	40	9/44	63.6
REDSKINS	527	283	53.7	6.21	21	4.0	16	3.0	64	43/267	73.3
Opponents	483	285	59.0	6.94	23	4.8	17	3.5	80t	27/159	81.4

YEARLY STATS (SINCE 1970)

2004 (6-10) COACH JOE GIBBS

Sept. 12	W	16-10	Tampa Bay	90,098
Sept. 19	L	14-20	at New York Giants	78,767
Sept. 27	L	18-21	Dallas	90,367
Oct. 3	L	13-17	at Cleveland	73,348
Oct. 10	L	10-17	Baltimore	90,287
Oct. 17	W	13-10	at Chicago	61,945
Oct. 31	L	14-28	Green Bay	89,295
Nov. 7	W	17-10	at Detroit	62,657
Nov. 14	L	10-17	Cincinnati	87,786
Nov. 21	L	6-28	at Philadelphia	67,720
Nov. 28	L	7-16	at Pittsburgh	63,707
Dec. 5	W	31-7	New York Giants	87,872
Dec. 12	L	14-17	Philadelphia	90,089
Dec. 18	W	26-16	at San Francisco	65,710
Dec. 26	L	10-13	at Dallas	63,705
Jan. 2	W	21-18	Minnesota	76,876

	Redskins	Opponents
TOTAL FIRST DOWNS	269	251
Rushing	91	67
Passing	156	153
Penalty	22	31
3rd Down: Made/Att	70/221	70/226
3rd Down Pct.	31.7	31.0
4th Down: Made/Att	4/11	7/17
4th Down Pct.	36.4	41.2
POSSESSION AVG.	31:19	28:41
TOTAL NET YARDS	4,397	4,281
Avg. Per Game	274.8	267.6
Total Plays	1,023	974
Avg. Per Play	4.3	4.4
NET YARDS RUSHING	1,765	1,304
Avg. Per Game	110.3	81.5
Total Rushes	471	419
NET YARDS PASSING	2,632	2,977
Avg. Per Game	164.5	186.1
Sacked/Yards Lost	38/242	40/245
Gross Yards	2,874	3,222
Att./Completions	514/288	515/294
Completion Pct.	56.0	57.1
Had Intercepted	17	18
PUNTS/AVERAGE	104/43.7	104/40.2
NET PUNTING AVG.	35.2	35.9
PENALTIES/YARDS	115/1,047	97/797
FUMBLES/BALL LOST	20/10	17/8
TOUCHDOWNS	26	30
Rushing	6	7
Passing	18	17
Returns	2	6

SCORE BY PERIODS	1	2	3	4	OT	PTS
REDSKINS	54	80	34	72	0	240
Opponents	44	78	69	74	0	265

SCORING	TD	Ru	Pa	Rt	Pat	FG	S	TP
Portis	7	5	2	0	0	0	0	42
Hall	0	0	0	0	13/13	8/11	0	37
Cooley	6	0	6	0	0	0	0	36
Gardner	5	0	5	0	0	0	0	30
REDSKINS	26	6	18	2	25/25	19/27	0	240
Opponents	30	7	17	6	28/28	17/20	1	265

RUSHING	No.	Yds	Avg	Long	TD
Portis	343	1,315	3.8	64t	5
Betts	90	371	4.1	27	1
Brunell	19	62	3.3	21	0
REDSKINS	471	1,765	3.7	64t	6
Opponents	419	1,304	3.1	26	7

PASSING	Att	Comp	Yds	Cmp%	Yds/Att	TD	TD%	Int	Int%	Long	Sack/Lost	Rating
Ramsey	272	169	1,665	62.1	6.12	10	3.7	11	4.0	51	23/137	74.8
Brunell	237	118	1,194	49.8	5.04	7	3.0	6	2.5	49	15/105	63.9
REDSKINS	514	288	2,874	56.0	5.59	18	3.5	17	3.3	51	38/242	70.0
Opponents	515	294	3,222	57.1	6.26	17	3.3	18	3.5	80	40/245	72.2

RECEIVING	No.	Yds	Avg	Long	TD
Coles	90	950	10.6	45	1
Gardner	51	650	12.7	51	5
Portis	40	235	5.9	18	2
Cooley	37	314	8.5	31	6
REDSKINS	288	2,874	10.0	51	8
Opponents	294	3,222	11.0	80	17

INTERCEPTIONS	No.	Yds	Avg.	Long	TD
Springs	5	117	23.4	38	0
Taylor	4	85	21.3	45	0
Smoot	3	17	5.7	17	0
REDSKINS	18	405	22.5	78t	1
Opponents	17	201	11.8	70t	1

PUNTING	No.	Yds	Avg	Net	TB	In	Long	Blk
Tupa	103	4,544	44.1	35.2	8	30	61	1
REDSKINS	104	4,544	43.7	35.2	8	30	61	1
Opponents	104	4,180	40.2	35.9	6	26	58	2

PUNT RETURNS	Ret	FC	Yds	Avg	Lg	TD
Thrash	19	8	162	8.5	43	0
Morton	13	12	80	6.2	14	0
A. Brown	10	2	89	8.9	39	0
REDSKINS	42	23	331	7.9	43	0
Opponents	65	11	727	11.2	78t	1

KICKOFF RETURNS	No.	Yds	Avg	Lg	TD
Betts	23	528	23.0	70	0
Morton	16	358	22.4	49	0
REDSKINS	55	1,203	21.9	70	0
Opponents	57	1,223	21.5	92t	1

FIELD GOALS	1-19	20-29	30-39	40-49	50+
Hall	1/1	3/3	3/3	1/3	0/1
Kimrin	0/0	3/3	2/3	1/3	0/1
Chandler	0/0	4/4	0/0	1/1	0/1
REDSKINS	1/1	10/10	5/6	3/7	0/3
Opponents	0/0	4/4	9/9	4/6	0/1

DEFENSIVE STATISTICS	T	S	A	TFL	PD	FF	FR
Pierce	160	109	51	1	2	1	2
Washington	130	102	28	9	3	1	1
Griffin	96	65	31	15	1	1	1

SACKS: Cornelius Griffin 6.0, Shawn Springs 6.0, Marcus Washington 5.4, Ron Warner 3.5, Renaldo Wynn 3.0, Chris Clemons 3.0, Demetric Evans 2.5, Joe Salave'a 2.0, Matt Bowen 2.0, Lemar Marshall 1.5, Antonio Pierce 1.0, Sean Taylor 1.0, Brandon Noble 1.0, LaVar Arrington 1.0, Phillip Daniels 1.0, Jermaine Haley 1.0

NOTABLE
Record (Finish): 6-10 (2nd NFC East)

National Honors: LB Marcus Washington, Pro Bowl; CB Fred Smoot, B.J. Blanchard Award; DL Brandon Noble, Ed Block Courage Award; DL Cornelius Griffin, Quarterback Club Player of the Year

Starters: Offense: WR Rod Gardner (14), LT Chris Samuels (16), LG Derrick Dockery (16), C Lennie Friedman (2), C Cory Raymer (14), RG Randy Thomas (15), RT Ray Brown (13), TE Walter Rasby (6), TE Robert Royal (9), WR Laveranues Coles (16), QB Mark Brunell (9), QB Patrick Ramsey (7), RB Clinton Portis (15), HB Chris Cooley (9), WR James Thrash (3), WR Taylor Jacobs (4).

Defense: LE Renaldo Wynn (16), LT Joe Salave'a (9), LT Brandon Noble (7), RT Cornelius Griffin (15), RE Phillip Daniels (5), RE Ron Warner (2), RE Demetric Evans (8), WLB LaVar Arrington (2), WLB Lemar Marshall (14), MLB Antonio Pierce (16), SLB Marcus Washington (16), LCB Shawn Springs (15), RCB Fred Smoot (15), SS Matt Bowen (5), SS Ryan Clark (11), FS Andre Lott (3), FS Sean Taylor (13), CB Walt Harris (2).

YEARLY STATS (SINCE 1970)

2005 (10-6) COACH JOE GIBBS

Sept. 11	W	9-7	Chicago	90,138
Sept. 19	W	14-13	at Dallas	65,207
Oct. 2	W	20-17 (OT)	Seattle	90,215
Oct. 9	L	19-21	at Denver	75,880
Oct. 16	L	21-28	at Kansas City	78,083
Oct. 23	W	52-17	San Francisco	90,224
Oct. 30	L	0-36	at New York Giants	78,630
Nov. 6	W	17-10	Philadelphia	90,298
Nov. 13	L	35-36	at Tampa Bay	65,421
Nov. 20	L	13-16	Oakland	90,129
Nov. 27	L	17-23 (OT)	San Diego	84,930
Dec. 4	W	24-9	at St. Louis	65,701
Dec. 11	W	17-13	at Arizona	46,654
Dec. 18	W	35-7	Dallas	90,588
Dec. 24	W	35-20	New York Giants	90,477
Jan. 1	W	31-20	at Philadelphia	67,700
			Playoffs	
Jan. 7	W	17-10	at Tampa Bay	65,514
Jan. 14	L	10-20	at Seattle	67,551

RECEIVING					
No.	Yds	Avg	Long	TD	
Moss	84	1,483	17.7	78t	9
Cooley	71	774	10.9	32	7
Portis	30	216	7.2	23	0
REDSKINS	278	3,346	12.0	78t	25
Opponents	291	3,318	11.4	70t	15

INTERCEPTIONS					
No.	Yds	Avg.	Long	TD	
Marshall	4	55	13.8	27	1
Clark	3	10	3.3	6	0
Taylor	2	34	17.0	32	0
Rogers	2	14	7.0	14	0
REDSKINS	16	176	11.0	41	1
Opponents	11	183	16.6	36	1

PUNTING								
No.	Yds	Avg	Net	TB	In	Long	Blk	
Frost	76	3,074	40.4	36.7	6	23	55	0
Groom	11	429	39.0	34.8	1	2	57	0
REDSKINS	87	3,503	40.3	36.5	7	25	57	0
Opponents	88	3,636	41.3	37.7	7	26	65	1

PUNT RETURNS						
Ret	FC	Yds	Avg	Lg	TD	
A. Brown	13	12	63	4.8	16	0
Thrash	10	15	77	7.7	18	0
REDSKINS	30	28	180	6.0	18	0
Opponents	40	18	189	4.7	19	0

KICKOFF RETURNS					
No.	Yds	Avg	Lg	TD	
Betts	24	621	25.9	94t	1
A. Brown	19	439	23.1	91t	1
REDSKINS	62	1,438	23.2	94t	2
Opponents	72	1,503	20.9	49	0

FIELD GOALS					
1-19	20-29	30-39	40-49	50+	
Hall	1/1	3/3	3/3	5/6	0/1
Novak	0/0	1/1	3/5	1/1	0/0
REDSKINS	1/1	4/4	6/8	6/7	0/1
Opponents	1/1	3/4	9/10	7/13	2/3

DEFENSIVE STATISTICS							
T	S	A	TFL	PD	FF	FR	
Marshall	132	103	29	4	5	2	0
Washington	125	95	30	6	4	4	2
Taylor	80	60	20	0	8	3	1

SACKS: Phillip Daniels 8.0, Marcus Washington 7.5, Cornelius Griffin 4.0, Demetric Evans 3.0, Pierson Prioleau 3/0, (group) 3.0, Chris Clemons 2.0, Lemar Marshall 2.0, Sean Taylor 1.0, Ryan Clark 0.5, Joe Salave'a 0.5, Renaldo Wynn 0.5

NOTABLE
Record (Finish): 10-6 (2nd NFC East)

National Honors: WR Santana Moss, Pro Bowl; OT Chris Samuels, Pro Bowl; DL Renaldo Wynn, B.J. Blanchard Award; LB Khary Campbell, Ed Block Courage Award; LB Marcus Washington, Quarterback Club Player of the Year

Starters: Offense: WR Rod Gardner (14), LT Chris Samuels (16), LG Derrick Dockery (16), C Lennie Friedman (2), C Cory Raymer (14), RG Randy Thomas (15), RT Ray Brown (13), TE Walter Rasby (6), TE Robert Royal (9), WR Laveranues Coles (16), QB Mark Brunell (9), QB Patrick Ramsey (7), RB Clinton Portis (15), HB Chris Cooley (9), WR James Thrash (3), WR Taylor Jacobs (4).

Defense: WR David Patten (7), TE Mike Sellers (6), WR James Thrash (2), WR Taylor Jacobs (3), OT Chris Samuels (16), OG Derrick Dockery (16), C Casey Rabach (16), OG Randy Thomas (14), OG Ray Brown (2), OT Jon Jansen (16), TE Robert Royal (14), WR Santana Moss (16), QB Mark Brunell (15), QB Patrick Ramsey (1), RB Clinton Portis (16), HB Chris Cooley (16)

		Redskins	Opponents
TOTAL FIRST DOWNS			
Rushing		301	258
Passing		114	74
Penalty		166	158
3rd Down: Made/Att		21	26
3rd Down Pct.		97/230	81/222
4th Down: Made/Att		42.2	36.5
4th Down Pct.		6/11	5/13
POSSESSION AVG.		54.5	38.5
TOTAL NET YARDS		31:33	28:27
Avg. Per Game		5,289	4,767
Total Plays		330.6	297.9
Avg. Per Play		1,037	981
NET YARDS RUSHING		5.1	4.9
Avg. Per Game		2,183	1,686
Total Rushes		136.4	105.4
NET YARDS PASSING		525	411
Avg. Per Game		3,106	3,081
Sacked/Yards Lost		194.1	192.6
Gross Yards		31/240	35/237
Att./Completions		3,346	3,318
Completion Pct.		481/278	535/291
Had Intercepted		57.8	54.4
PUNTS/AVERAGE		11	16
NET PUNTING AVG.		87/40.3	88/41.3
PENALTIES/YARDS		36.5	37.7
FUMBLES/BALL LOST		108/925	105/879
TOUCHDOWNS		29/16	31/12
Rushing		44	32
Passing		15	15
Returns		25	15
		4	2

SCORE BY PERIODS						
	1	2	3	4	OT	PTS
REDSKINS	69	114	101	72	3	359
Opponents	63	78	86	60	6	293

SCORING								
TD	Ru	Pa	Rt	Pat	FG	S	TP	
Portis	11	0	0	0	0	0	0	68
Hall	0	0	0	27/27	12/14	0	0	63
Moss	9	0	9	0	0	0	0	54
Sellers	8	1	7	0	0	0	0	48
REDSKINS	44	15	25	4	42/42	17/21	0	359
Opponents	32	15	15	2	29/29	22/31	1	293

RUSHING					
No.	Yds	Avg	Long	TD	
Portis	352	1,516	4.3	47t	11
Betts	89	338	3.8	22	1
Cartwright	27	199	7.4	52	2
REDSKINS	525	2,183	4.2	52	15
Opponents	411	1,686	4.1	72t	15

PASSING												
Att	Comp	Yds	Cmp%	Yds/Att	TD	TD%	Int	Int%	Long	Sack/Lost	Rating	
Brunell	454	262	3,050	57.7	6.72	23	5.1	10	2.2	78t	27/213	85.9
Ramsey	25	15	279	60.0	11.16	1	4.0	1	4.0	72t	4/27	95.3
REDSKINS	481	278	3,346	57.8	6.96	25	5.2	11	2.3	78t	31/240	87.0
Opponents	535	291	3,318	54.4	6.20	15	2.8	16	3.0	70t	35/237	70.1

YEARLY STATS (SINCE 1970)

2006 (5-11)

COACH JOE GIBBS

Sept. 11	L	16-19	Minnesota	90,608
Sept. 17	L	10-27	at Dallas	63,152
Sept. 24	W	31-15	at Houston	70,069
Oct. 1	W	36-30 (OT)	Jacksonville	89,450
Oct. 8	L	3-19	at New York Giants	78,653
Oct. 15	L	22-25	Tennessee	88,550
Oct. 22	L	22-36	at Indianapolis	57,274
Nov. 5	W	22-19	Dallas	90,250
Nov. 12	L	3-27	at Philadelphia	69,143
Nov. 19	L	17-20	at Tampa Bay	65,699
Nov. 26	W	17-13	Carolina	85,450
Dec. 3	L	14-24	Atlanta	86,436
Dec. 10	L	19-21	Philadelphia	84,164
Dec. 17	W	16-10	at New Orleans	69,052
Dec. 24	L	31-37 (OT)	at St. Louis	62,324
Dec. 30	L	28-34	New York Giants	86,141

RECEIVING					
No.	Yds	Avg	Long	TD	
Cooley	57	734	12.9	66t	6
Moss	55	790	14.4	68t	6
Betts	53	445	8.4	34	1
Randle El	32	351	11.0	34t	3
REDSKINS	274	3,174	11.6	74	19
Opponents	289	3,586	12.4	84t	30

INTERCEPTIONS					
No.	Yds	Avg.	Long	TD	
Taylor	1	25	25.0	25	0
Springs	1	4	4.0	4	0
REDSKINS	6	25	4.2	25	0
Opponents	10	272	27.2	84t	2

PUNTING								
No.	Yds	Avg	Net	TB	In	Long	Blk	
Frost	81	3,471	42.9	36.7	7	27	60	1
REDSKINS	82	3,471	42.3	36.7	7	27	60	1
Opponents	79	3,316	42.0	34.9	11	19	70	2

PUNT RETURNS						
Ret	FC	Yds	Avg	Lg	TD	
Randle El	39	11	342	8.8	87t	1
Opponents	45	12	319	7.1	33	0

KICKOFF RETURNS					
No.	Yds	Avg	Lg	TD	
Cartwright	64	1,541	24.1	100t	1
Sellers	4	53	13.3	22	0
Betts	2	27	13.5	27	0
REDSKINS	73	1,631	22.3	100t	1
Opponents	67	1,396	20.8	44	0

FIELD GOALS					
1-19	20-29	30-39	40-49	50+	
Hall	0/0	3/3	4/4	2/4	0/0
Novak	0/0	1/1	1/3	3/6	0/0
Suisham	0/0	1/1	5/5	1/1	1/2
REDSKINS	0/0	5/5	10/12	6/11	1/2
Opponents	1/1	6/6	13/14	8/10	2/3

DEFENSIVE STATISTICS							
T	S	A	TFL	PD	FF	FR	
Taylor	129	89	40	1	6	3	0
Marshall	119	95	24	1	6	0	1
Washington	106	78	28	3	11	2	2

SACKS: Andre Carter 6.0, Phillip Daniels 3.0, Marcus Washington 2.5, Demetric Evans 2.0, Lemar Marshall 1.5, Adam Archuleta 1.0, Cornelius Griffin 1.0, Warrick Holdman 1.0, Kedric Golston 0.5, Anthony Montgomery 0.5

NOTABLE Record (Finish): 5-11 (4th NFC East)

National Honors: LT Chris Samuels, Pro Bowl; DE Renaldo Wynn, Walter Payton Man of the Year Nominee; RG Randy Thomas, Ed Block Courage Award

Starters: Offense: WR Santana Moss (14), LT Chris Samuels (16), LG Derrick Dockery (16), C Casey Rabach (16), RG Randy Thomas (16), RT Jon Jansen (16), TE Chris Cooley (16), WR Brandon Lloyd (12), WR Antwaan Randle El (16), QB Mark Brunell (9), QB Jason Campbell (7), RB Ladell Betts (9), RB Clinton Portis (7), FB Mike Sellers (6).

Defense: LE Philip Daniels (15), LE Renaldo Wynn (1), LT Cornelius Griffin (14), LT Anthony Montgomery (1), LT Kedric Golston (1), RT Joe Salave'a (4), RT Kedric Golston (12), RE Andre Carter (16), WLB Warrick Holdman (14), WLB Rocky McIntosh (2), MLB Lemar Marshall (15), Khary Campbell (1), SLB Marcus Washington (14), SLB Warrick Holdman (2), LCB Kenny Wright (8), LCB Shawn Springs (8), RCB Carlos Rogers (15), RCB Kenny Wright (1), SS Adam Archuleta (7), SS Troy Vincent (3), SS Vernon Fox (6), FS Sean Taylor (16).

TOTAL FIRST DOWNS		Redskins	Opponents
Rushing		295	301
Passing		123	104
Penalty		150	169
3rd Down: Made/Att		22	28
3rd Down Pct.		79/211	97/222
4th Down: Made/Att		37.4	43.7
4th Down Pct.		6/13	6/9
POSSSESSION AVG.		46.2	66.7
TOTAL NET YARDS		29:59	30:01
Avg. Per Game		5,243	5,688
Total Plays		327.7	355.5
Avg. Per Play		979	997
NET YARDS RUSHING		5.4	5.7
Avg. Per Game		2,216	2,197
Total Rushes		138.5	137.3
NET YARDS PASSING		490	492
Avg. Per Game		3,027	3,491
Sacked/Yards Lost		189.2	218.2
Gross Yards		19/147	19/95
Att./Completions		3,174	3,586
Completion Pct.		470/274	486/289
Had Intercepted		58.3	59.5
PUNTS/AVERAGE		10	6
NET PUNTING AVG.		82/42.3	79/42.0
PENALTIES/YARDS		36.7	34.9
FUMBLES/BALL LOST		106/951	94/856
TOUCHDOWNS		20/7	15/6
Rushing		34	41
Passing		13	9
Returns		19	30
		2	2

SCORE BY PERIODS						
	1	2	3	4	OT	PTS
REDSKINS	76	94	55	76	6	307
Opponents	69	126	95	80	6	376

SCORING								
TD	Ru	Pa	Rt	Pat	FG	S	TP	
Portis	7	7	0	0	0	0	0	42
Suisham	0	0	0	0	12/12	8/9	0	36
Cooley	6	0	6	0	0	0	0	38
Moss	6	0	6	0	0	0	0	38
REDSKINS	34	13	19	2	31/31	22/30	1	307
Opponents	41	9	30	2	36/36	30/34	1	376

RUSHING					
No.	Yds	Avg	Long	TD	
Betts	245	1,154	4.7	26	4
Portis	127	523	4.1	38t	7
Duckett	38	132	3.5	19	2
REDSKINS	490	2,216	4.5	38t	13
Opponents	492	2,197	4.5	69t	9

PASSING											
Att	Comp	Yds	Cmp%	Yds/Att	TD	TD%	Int	Int%	Long	Sack/Lost	Rating
Brunell	260	162	62.3	6.88	8	3.1	4	1.5	74	12/92	86.5
J. Campbell	207	110	53.1	6.27	10	4.8	6	2.9	66t	7/55	76.5
REDSKINS	470	274	58.3	6.75	19	4.0	10	2.1	74	19/147	83.4
Opponents	486	289	59.5	7.38	30	6.2	6	1.2	84t	19/95	97.8

YEARLY STATS (SINCE 1970)

2007 (9-7)

COACH JOE GIBBS

Sept. 9	W	16-13 (OT)	Miami	90,163
Sept. 17	W	20-12	at Philadelphia	67,726
Sept. 23	L	17-24	New York Giants	90,803
Oct. 7	W	34- 3	Detroit	88,944
Oct. 14	L	14-17	at Green Bay	70,761
Oct. 21	W	21-19	Arizona	85,640
Oct. 28	L	7-52	at New England	68,756
Nov. 4	W	23-20 (OT)	at New York Jets	76,663
Nov. 11	L	25-33	Philadelphia	90,218
Nov. 18	L	23-28	at Dallas	63,706
Nov. 25	L	13-19	at Tampa Bay	65,596
Dec. 2	L	16-17	Buffalo	85,831
Dec. 6	W	24-16	Chicago	82,213
Dec. 16	W	22-10	at New York Giants	77,899
Dec. 23	W	32-21	at Minnesota	63,634
Dec. 30	W	27- 6	Dallas	90,910
Jan. 5	L	14-35	Playoffs at Seattle	68,297

TOTAL FIRST DOWNS

Rushing	103	89
Passing	192	174
Penalty	12	28
3rd Down: Made/Att	92/226	78/218
3rd Down Pct.	40.7	35.8
4th Down: Made/Att	6/15	10/17
4th Down Pct.	40.0	58.8

POSSESSION AVG.

TOTAL NET YARDS	5,334	4,884
Avg. Per Game	333.4	305.3
Total Plays	1,052	1,026
Avg. Per Play	5.1	4.8

NET YARDS RUSHING

Avg. Per Game	116.9	91.3
Total Rushes	498	391

NET YARDS PASSING

Avg. Per Game	3,463	3,424
Sacked/Yards Lost	29/159	33/198
Gross Yards	3,622	3,622
Att./Completions	525/319	602/351
Completion Pct.	60.8	58.3
Had Intercepted	11	14

PUNTS/AVERAGE

NET PUNTING AVG.	36.4	36.9
------------------	------	------

PENALTIES/YARDS

FUMBLES/BALL LOST	90/751	88/684
TOUCHDOWNS	35/18	33/27/10

TOUCHDOWNS

Rushing	15	10
Passing	18	20
Returns	2	3

SCORE BY PERIODS

REDSKINS	56	117	65	90	6	334
Opponents	44	67	83	116	0	310

SCORING

Portis	7	7	0	0	0	0	42
Suisham	0	0	0	0	29/30	29/35	0 116
Portis	11	11	0	0	0	0	66
Cooley	8	0	8	0	0	0	50
REDSKINS	35	15	18	2	29/30	29/35	2 334
Opponents	33	10	20	3	29/30	27/37	1 310

RUSHING

Portis	325	1,262	3.9	32	11
Betts	93	335	3.6	20	1
J. Campbell	36	185	5.1	29	1
REDSKINS	498	1,871	3.8	32	15
Opponents	391	1,460	3.7	27	10

PASSING

J. Campbell	417	250	2,700	60.0	6.47	12	2.9	11	2.6	54	21/110	77.6
Collins	105	67	888	63.8	8.46	5	4.8	0	0.0	54	7/47	106.4
REDSKINS	525	319	3,622	60.8	6.90	18	3.4	11	2.1	54	29/159	84.2
Opponents	602	351	3,622	58.3	6.02	20	3.3	14	2.3	60	33/198	77.1

RECEIVING	No.	Yds	Avg	Long	TD
Cooley	66	786	11.9	39t	8
Moss	61	808	13.2	49	3
Randle El	51	728	14.3	54	1
REDSKINS	319	3,622	11.4	54	18
Opponents	351	3,622	10.3	60	20

INTERCEPTIONS	No.	Yds	Avg.	Long	TD
Taylor	5	98	19.6	48	0
Springs	4	63	15.8	53	0
Fletcher	3	36	12.0	27t	1
REDSKINS	14	301	21.5	61t	2
Opponents	11	78	7.1	29	0

PUNTING	No.	Yds	Avg	Net	TB	In	Long	Blk
Frost	75	3,072	41.0	36.4	7	23	64	0
Opponents	81	3,484	43.0	36.9	10	24	61	0

PUNT RETURNS	Ret	FC	Yds	Avg	Lg	TD
Randle El	34	7	209	6.1	27	0
McCardell	4	2	19	4.8	9	0
REDSKINS	40	10	299	7.5	62	0
Opponents	32	15	202	6.3	22	0

KICKOFF RETURNS	No.	Yds	Avg	Lg	TD
Cartwright	52	1,339	25.8	80	0
Betts	5	108	21.6	36	0
REDSKINS	65	1,544	23.8	80	0
Opponents	66	1,289	19.5	86t	1

FIELD GOALS	1-19	20-29	30-39	40-49	50+
Suisham	0/0	10/10	8/10	10/13	1/2
Opponents	0/0	9/10	16/18	2/4	0/5

DEFENSIVE STATISTICS	T	S	A	TFL	PD	FF	FR
Fletcher	164	98	66	7	10	1	1
McIntosh	105	70	35	2	4	3	1
Landry	97	62	35	0	7	0	1

SACKS: Andre Carter 10.5, Marcus Washington 5.0, Chris Wilson 4.0, Rocky McIntosh 3.0, Phillip Daniels 2.5, Cornelius Griffin 2.5, LaRon Landry 1.5, Demetric Evans 1.0, Kedric Golston 1.0, Leigh Torrence 1.0, Reed Doughty 0.5, Anthony Montgomery 0.5

NOTABLE Record (Finish): 9-7 (3rd NFC East)

National Honors: LT Chris Samuels, Pro Bowl; S Sean Taylor, Pro Bowl; TE/HB Chris Cooley, Pro Bowl; LS Ethan Albright, Pro Bowl; LB Rocky McIntosh, Walter Payton Man of the Year Award Nominee; LB Marcus Washington, Ed Block Courage Award; S LaRon Landry, Pro Football Weekly/PFWA All-Rookie Team

Starters: Offense: WR Santana Moss (14), WR James Thrash (4), LT Chris Samuels (16), LG Pete Kendall (16), C Casey Rabach (15), C Mike Pucillo (1), RG Randy Thomas (3), RG Jason Fabini (13), RT Jon Jansen (1), RT Todd Wade (10), RT Stephon Heyer (5), TE Chris Cooley (16), WR Antwaan Randle El (13), WR Keenan McCardell (1), TE Lorenzo Alexander (1), QB Jason Campbell (13), QB Todd Collins (3), RB Clinton Portis (16), FB Mike Sellers (12), WR Brandon Lloyd (1), TE Todd Yoder (1), WR Reche Caldwell (1), K Shaun Suisham (16)

Defense: LE Phillip Daniels (15), LE Demetric Evans (1), LT Cornelius Griffin (16), RT Anthony Montgomery (15), CB Leigh Torrence (1), RE Andre Carter (16), WLB Rocky McIntosh (13), LB Randall Godfrey (4), S Pierson Prioleau (4), MLB London Fletcher (16), SLB Marcus Washington (11), LCB Shawn Springs (14), RCB Carlos Rogers (7), CB Fred Smoot (11), S LaRon Landry (16), S Reed Doughty (6), FS Sean Taylor (9)

YEARLY STATS (SINCE 1970)

2008 (8-8)

COACH JIM ZORN

Sept. 4	L	7-16	at New York Giants	79,742
Sept. 14	W	29-24	New Orleans	88,246
Sept. 21	W	24-17	Arizona	90,060
Sept. 28	W	26-24	at Dallas	63,462
Oct. 5	W	23-17	at Philadelphia	69,144
Oct. 12	L	17-19	St. Louis	90,376
Oct. 19	W	14-11	Cleveland	90,487
Oct. 26	W	25-17	at Detroit	54,312
Nov. 3	L	6-23	Pittsburgh	90,512
Nov. 16	L	10-14	Dallas	90,830
Nov. 23	W	20-17	at Seattle	67,771
Nov. 30	L	7-23	New York Giants	85,912
Dec. 7	L	10-24	at Baltimore	71,438
Dec. 14	L	13-20	at Cincinnati	63,996
Dec. 21	W	10-3	Philadelphia	82,412
Dec. 28	L	24-27	at San Francisco	67,519

RECEIVING					
No.	Yds	Avg	Long	TD	
Cooley	83	849	10.2	28	1
Moss	79	1,044	13.2	67t	6
Randle El	53	593	11.2	31	4
Portis	28	218	7.8	29	0
REDSKINS	318	3,291	10.3	67t	14
Opponents	290	3,236	11.2	79	16

INTERCEPTIONS					
No.	Yds	Avg.	Long	TD	
Horton	3	13	4.3	10	0
Rogers	2	73	36.5	42	0
Landry	2	18	9.0	13	0
Hall	2	6	3.0	4	0
REDSKINS	13	114	8.8	42	0
Opponents	6	23	3.8	14	0

PUNTING								
No.	Yds	Avg	Net	TB	In	Long	Blk	
Plackemeier	55	2,291	41.7	33.9	10	15	62	1
Brooks	26	1,030	39.6	32.1	0	9	60	0
REDSKINS	81	3,321	40.5	33.4	10	24	62	1
Opponents	87	3,721	42.8	37.0	6	24	59	0

PUNT RETURNS						
Ret	FC	Yds	Avg	Lg	TD	
Randle El	39	21	254	6.5	36	0
REDSKINS	45	21	378	8.4	80t	1
Opponents	33	18	385	11.7	68t	2

KICKOFF RETURNS					
No.	Yds	Avg	Lg	TD	
Cartwright	51	1,307	25.6	87	0
REDSKINS	55	1,382	25.1	87	0
Opponents	55	1,103	20.1	55	0

FIELD GOALS					
1-19	20-29	30-39	40-49	50+	
Suisham	0/0	7/7	7/9	11/16	1/4
Opponents	0/0	6/6	10/10	7/8	1/4

DEFENSIVE STATISTICS							
T	S	A	TFL	PD	FF	FR	
Fletcher	146	89	50	6	9	2	1
McIntosh	104	56	44	2	6	2	0
Horton	81	53	22	5	7	1	1

SACKS: Andre Carter 4.0, Jason Taylor 3.5, Demetric Evans 3.5, Rocky McIntosh 2.0, Lorenzo Alexander 2.0, Anthony Montgomery 2.0, Kedric Golston 2.0, Cornelius Griffin 1.0, Shawn Springs 1.0, Chris Wilson 1.0, Chris Horton 1.0, LaRon Landry 0.5, London Fletcher 0.5

NOTABLE Record (Finish): 8-8 (4th NFC East)

National Honors: TE Chris Cooley, Pro Bowl; RB Clinton Portis, Pro Bowl, AP Second-Team All-Pro; LT Chris Samuels, Pro Bowl; FB Mike Sellers, Pro Bowl; S Chris Horton, Pro Football Weekly/PFWA All-Rookie Team;

Starters: Offense: WR Santana Moss (16), LT Chris Samuels (12), LT Stephon Heyer (4), LG Pete Kendall (16), C Casey Rabach (16), RG Randy Thomas (16), RT Jon Jansen (11), RT Stephon Heyer (3), RT Jason Fabini (2), TE Chris Cooley (16), WR Antwaan Randle El (16), QB Jason Campbell (16), RB Clinton Portis (16), FB Mike Sellers (6), TE Todd Yoder (2), TE Fred Davis (2), WR James Thrash (5), WR Devin Thomas (1), K Shaun Suisham (16)

Defense: LE Jason Taylor (5), LE Demetric Evans (11), LT Cornelius Griffin (14), LT Anthony Montgomery (2), RT Kedric Golston (12), RT Anthony Montgomery (4), RE Andre Carter (14), RE Jason Taylor (2), WLB Rocky McIntosh (15), S Kareem Moore (1), MLB London Fletcher (16), SLB Marcus Washington (9), SLB H.B. Blades (5), SLB Jason Taylor (1), S Reed Doughty (1), LCB Fred Smoot (9), LCB Shawn Springs (5), LCB DeAngelo Hall (2), RCB Carlos Rogers (14), RCB DeAngelo Hall (2), SS Reed Doughty (2), SS Chris Horton (10), SS Mike Green (2), SS Shawn Springs (2), FS LaRon Landry (16)

		Redskins	Opponents
TOTAL FIRST DOWNS			
Rushing		295	259
Passing		109	86
Penalty		165	159
3rd Down: Made/Att		21	14
3rd Down Pct.		76/216	74/208
4th Down: Made/Att		35.2	35.6
4th Down Pct.		10/16	8/12
POSSESSION AVG.		62.5	66.7
TOTAL NET YARDS		31:31	28:29
Avg. Per Game		5,120	4,621
Total Plays		320.0	288.8
Avg. Per Play		1,026	933
NET YARDS RUSHING		5.0	5.0
Avg. Per Game		2,095	1,526
Total Rushes		130.9	95.4
NET YARDS PASSING		478	398
Avg. Per Game		3,025	3,095
Sacked/Yards Lost		189.1	193.4
Gross Yards		38/266	24/141
Att./Completions		3,291	3,236
Completion Pct.		510/318	511/290
Had Intercepted		62.4	56.8
PUNTS/AVERAGE		6	13
NET PUNTING AVG.		82/40.5	87/42.8
PENALTIES/YARDS		33.4	37.0
FUMBLES/BALL LOST		83/644	80/639
TOUCHDOWNS		20/12	16/5
Rushing		27	32
Passing		12	12
Returns		14	16
		1	4

SCORE BY PERIODS						
	1	2	3	4	OT	PTS
REDSKINS	33	92	57	83	0	265
Opponents	89	66	66	75	0	296

SCORING								
TD	Ru	Pa	Rt	Pat	FG	S	TP	
Suisham	0	0	0	25/25	26/36	0	103	
Portis	9	9	0	0	0	0	54	
Moss	7	0	6	1	0	0	42	
Randle El	4	0	4	0	0	0	24	
REDSKINS	27	12	14	1	25/25	26/36	0	265
Opponents	32	12	16	4	30/31	24/28	0	296

RUSHING					
No.	Yds	Avg	Long	TD	
Portis	342	1,487	4.3	31	9
J. Campbell	47	258	5.5	23	1
Betts	61	206	3.4	14	1
REDSKINS	478	2,095	4.4	31	12
Opponents	398	1,526	3.8	44	12

PASSING											
Att	Comp	Yds	Cmp%	Yds/Att	TD	TD%	Int	Int%	Long	Sack/Lost	Rating
J. Campbell	506	315	62.3	6.41	13	2.6	6	1.2	67t	38/266	84.3
REDSKINS	510	318	62.4	6.45	14	2.7	6	1.2	67t	38/266	85.2
Opponents	511	290	56.8	6.33	16	3.1	13	2.5	79	24/141	75.6

YEARLY STATS (SINCE 1970)

2009 (4-12) COACH JIM ZORN

Sept. 13	L	17-23	at New York Giants	78,206
Sept. 20	W	9-7	St. Louis	87,780
Sept. 27	L	14-19	at Detroit	40,896
Oct. 4	W	16-13	Tampa Bay	86,412
Oct. 11	L	17-20	at Carolina	73,487
Oct. 18	L	6-14	Kansas City	79,572
Oct. 26	L	17-27	Philadelphia	88,241
Nov. 8	L	17-31	at Atlanta	67,982
Nov. 15	W	27-17	Denver	85,247
Nov. 22	L	6-7	at Dallas	85,277
Nov. 29	L	24-27	at Philadelphia	69,144
Dec. 6	L	30-33 (OT)	New Orleans	84,520
Dec. 13	W	34-13	at Oakland	44,506
Dec. 21	L	12-45	New York Giants	78,359
Dec. 27	L	0-17	Dallas	88,221
Jan. 3	L	20-23	at San Diego	67,554

	Redskins	Opponents
TOTAL FIRST DOWNS	280	280
Rushing	72	85
Passing	191	176
Penalty	17	19
3rd Down: Made/Att	86/216	87/219
3rd Down Pct.	39.8	39.7
4th Down: Made/Att	7/22	4/17
4th Down Pct.	31.8	23.5
POSSESSION AVG.	28:49	31:11
TOTAL NET YARDS	4,998	5,115
Avg. Per Game	312.4	319.7
Total Plays	970	1,000
Avg. Per Play	5.2	5.1
NET YARDS RUSHING	1,508	1,799
Avg. Per Game	94.3	112.4
Total Rushes	391	449
NET YARDS PASSING	3,490	3,316
Avg. Per Game	218.1	207.3
Sacked/Yards Lost	46/307	40/241
Gross Yards	3,797	3,557
Att./Completions	533/340	511/314
Completion Pct.	63.8	61.4
Had Intercepted	16	11
PUNTS/AVERAGE	76/40.6	70/41.8
NET PUNTING AVG.	36.1	38.5
PENALTIES/YARDS	85/679	98/763
FUMBLES/BALL LOST	30/12	21/6
TOUCHDOWNS	29	34
Rushing	8	10
Passing	21	19
Returns	0	5

SCORE BY PERIODS	1	2	3	4	OT	PTS
REDSKINS	41	74	84	67	0	266
Opponents	96	118	30	89	3	336

SCORING	TD	Ru	Pa	Rt	Pat	FG	S	TP
Suisham	0	0	0	0	20/21	18/21	0	74
Davis	6	0	6	0	0	0	0	36
Gano	0	0	0	0	6/6	4/4	0	18
Ganther	3	3	0	0	0	0	0	18
Moss	3	0	3	0	0	0	0	18
D. Thomas	3	0	3	0	0	0	0	18
Yoder	3	0	3	0	0	0	0	18
REDSKINS	29	8	21	0	26/28	22/25	0	266
Opponents	34	10	19	5	31/31	31/36	2	336

RUSHING	No.	Yds	Avg	Long	TD
Portis	124	494	4.0	78	1
Campbell	46	236	5.1	21	1
Cartwright	64	228	3.6	34	0
REDSKINS	391	1,508	3.9	78	8
Opponents	449	1,799	4.0	67t	10

PASSING	Att	Comp	Yds	Cmp%	Yds/Att	TD	TD%	Int	Int%	Long	Sack/Lost	Rating
Campbell	507	327	3,618	64.5	7.14	20	3.9	15	3.0	84	43/285	86.4
Collins	23	12	144	52.2	6.26	0	0.0	0	0.0	46	2/11	71.6
REDSKINS	533	340	3,797	63.8	7.12	21	3.9	16	3.0	84	46/307	85.5
Opponents	511	314	3,557	61.4	6.96	19	3.7	11	2.2	75t	40/241	85.7

RECEIVING	No.	Yds	Avg	Long	TD
Moss	70	902	12.9	59t	3
Randle El	50	530	10.6	44	0
Davis	48	509	10.6	29	6
Cooley	29	332	11.4	25	2
REDSKINS	340	3,797	11.2	84	21
Opponents	314	3,557	11.3	75t	19

INTERCEPTIONS	No.	Yds	Avg.	Long	TD
Hall	4	114	28.5	44	0
McIntosh	2	27	13.5	18	0
REDSKINS	11	185	16.8	44	0
Opponents	16	291	18.2	62t	3

PUNTING	No.	Yds	Avg	Net	TB	In	Long	Blk
H. Smith	57	2,356	41.3	36.8	5	23	59	0
Pakulak	13	498	38.3	33.2	1	4	57	0
REDSKINS	76	3,084	40.6	36.1	6	28	59	0
Opponents	70	2,929	41.8	38.5	4	30	68	0

PUNT RETURNS	Ret	FC	Yds	Avg	Lg	TD
Randle El	17	19	102	6.0	43	0
Moss	11	1	52	4.7	11	0
REDSKINS	32	22	152	4.8	43	0
Opponents	32	26	220	6.9	29	0

KICKOFF RETURNS	No.	Yds	Avg	Lg	TD
Cartwright	39	868	22.3	42	0
D. Thomas	20	439	22.0	39	0
REDSKINS	65	1,413	21.7	42	0
Opponents	56	1,104	19.7	55	0

FIELD GOALS	1-19	20-29	30-39	40-49	50+
Suisham	0/0	8/9	5/6	5/5	0/1
Gano	0/0	2/2	0/0	2/2	0/0
REDSKINS	0/0	10/11	5/6	7/7	0/1
Opponents	1/1	12/12	8/8	9/12	1/3

DEFENSIVE STATISTICS	T	S	A	TFL	PD	FF	FR
Fletcher	172	108	64	2	10	1	0
McIntosh	115	62	53	3	5	2	0
Landry	98	83	15	3	7	2	0

SACKS: Brian Orakpo 11.0, Andre Carter 11.0, Albert Haynesworth 4.0, Lorenzo Alexander 2.0, Cornelius Griffin 2.0, Reed Doughty 2.0, London Fletcher 2.0, Kedric Golston 2.0, LaRon Landry 1.0, Chris Wilson 1.0, Justin Tryon 1.0, Phillip Daniels 1.0

NOTABLE Record (Finish): 4-12 (4th NFC East)

National Honors: LB London Fletcher, Pro Bowl; LB/DE Brian Orakpo, Pro Bowl, Pro Football Weekly/PFWA All-Rookie Team

Starters: Offense: WR Santana Moss (16), OT Stephon Heyer (16), LG Derrick Dockery (16), C Casey Rabach (16), QB Jason Campbell (16), TE Fred Davis (10), WR Devin Thomas (10), WR Malcolm Kelly (9), RB Clinton Portis (8), LT Levi Jones (8), OL Mike Williams (8), FB Mike Sellers (8), TE Chris Cooley (7), LT Chris Samuels (5), RG Chad Rinehart (4), WR Antwaan Randle El (3), RG Randy Thomas (2), RG Edwin Williams (2), RB Ladell Betts (2), RB Rock Cartwright (2), RB Quinton Ganther (2), TE Todd Yoder (1)

Defense: DE Phillip Daniels (16), DE Andre Carter (16), LB Brian Orakpo (16), LB London Fletcher (16), LB Rocky McIntosh (15), FS LaRon Landry (15), CB Carlos Rogers (15), DT Cornelius Griffin (14), DT Albert Haynesworth (12), CB DeAngelo Hall (12), SS Reed Doughty (7), DB Fred Smoot (7), DT Kedric Golston (6), FS Chris Horton (5), CB Byron Westbrook (1), CB Justin Tryon (1), FS Kareem Moore (1), LB H.B. Blades (1)

YEARLY STATS (SINCE 1970)

2010 (6-10)

COACH MIKE SHANAHAN

Sept. 12	W	13-7	Dallas	90,670
Sept. 19	L	27-30 (OT)	Houston	88,240
Sept. 26	L	16-30	at St. Louis	52,370
Oct. 3	W	17-12	at Philadelphia	69,144
Oct. 10	W	16-13	OT Green Bay	87,760
Oct. 17	L	24-27	Indianapolis	87,883
Oct. 24	W	17-14	at Chicago	62,155
Oct. 31	L	25-37	at Detroit	46,329
Nov. 15	L	28-59	Philadelphia	84,912
Nov. 21	W	19-16 (OT)	at Tennessee	69,143
Nov. 28	L	13-17	Minnesota	83,602
Dec. 5	L	7-31	at New York Giants	78,861
Dec. 12	L	16-17	Tampa Bay	66,124
Dec. 19	L	30-33	at Dallas	86,904
Dec. 26	W	20-17 (OT)	at Jacksonville	63,470
Jan. 2	L	14-17	New York Giants	76,189

	Redskins	Opponents
TOTAL FIRST DOWNS	295	326
Rushing	72	106
Passing	194	207
Penalty	29	13
3rd Down: Made/Att	61/208	75/214
3rd Down Pct.	29.3	35.0
4th Down: Made/Att	6/12	7/10
4th Down Pct.	50.0	70.0
POSSESSION AVG.	28:01	31:59
TOTAL NET YARDS	5,374	6,228
Avg. Per Game	335.9	389.3
Total Plays	1,002	1,051
Avg. Per Play	5.4	5.9
NET YARDS RUSHING	1,461	2,041
Avg. Per Game	91.3	127.6
Total Rushes	351	444
NET YARDS PASSING	3,913	4,187
Avg. Per Game	244.6	261.7
Sacked/Yards Lost	46/348	29/176
Gross Yards	4,261	4,363
Attempts/Completions	605/349	578/367
Completion Pct.	57.7	63.5
Had Intercepted	19	14
PUNTS/AVERAGE	94/40.2	86/43.1
NET PUNTING AVG.	33.7	36.0
PENALTIES/YARDS	90/647	104/839
FUMBLES/BALL LOST	29/12	24/13
TOUCHDOWNS	33	42
Rushing	9	15
Passing	21	23
Returns	3	4

SCORE BY PERIODS	1	2	3	4	OT	PTS
REDSKINS	61	97	51	84	9	302
Opponents	104	94	101	75	3	377

SCORING	TD	Ru	Pa	Rt	Pat	FG	S	TP
Gano	0	0	0	0	28/28	24/35	0	100
Moss	6	0	6	0	0/0	0/0	0	36
Torain	6	4	2	0	0/0	0/0	0	36
Williams	5	3	2	0	0/0	0/0	0	30
Cooley	3	0	3	0	0/0	0/0	1	20
REDSKINS	33	9	21	3	28/28	24/35	2	302
Opponents	42	15	23	4	37/37	28/38	2	377

RUSHING	No.	Yds	Avg	Long	TD
Torain	164	742	4.5	54	4
Williams	65	261	4.0	32t	3
Portis	54	227	4.2	27	2
McNabb	29	151	5.2	36	0
REDSKINS	351	1,461	4.2	54	9
Opponents	444	2,041	4.6	71	15

PASSING	Att	Comp	Yds	Cmp%	Yds/Att	TD	TD%	Int	Int%	Long	Sack/Lost	Rating
McNabb	472	275	3,377	58.3	7.2	14	3.0	15	3.2	76	37/271	77.1
Grossman	133	74	884	55.6	6.6	7	5.3	4	3.0	64t	9/77	81.2
REDSKINS	605	349	4,261	57.7	7.0	21	3.5	19	3.1	76	46/348	78
Opponents	578	367	4,363	63.5	7.5	23	4.0	14	2.4	92t	29/176	89.6

RECEIVING	No.	Yds	Avg	Long	TD
Moss	93	1,115	12.0	56	6
Cooley	77	849	11.0	35	3
Armstrong	44	871	19.8	76	3
Williams	39	309	7.9	36	2
REDSKINS	349	4,261	12.2	76	21
Opponents	367	4,363	11.9	92t	23

INTERCEPTIONS	No.	Yds	Avg.	Long	TD
Hall	6	92	15.3	92t	1
Buchanon	2	51	25.5	43	0
Rogers	2	43	21.5	38	0
REDSKINS	14	199	14.2	92t	1
Opponents	19	216	11.4	64	2

PUNTING	No.	Yds	Avg	Net	TB	In	Long	Blk
Smith	57	2,310	40.5	33.7	1	17	56	0
Paulescu	17	700	41.2	33.1	1	2	52	0
Bidwell	15	625	41.7	37.7	0	3	5	2
REDSKINS	93	3,776	40.2	33.7	2	23	56	1
Opponents	86	3,704	43.1	36.0	9	29	59	0

PUNT RETURNS	Ret	FC	Yds	Avg	Lg	TD
Banks	38	10	431	11.3	53	0
REDSKINS	40	13	432	10.8	53	0
Opponents	45	17	568	12.6	87t	1

KICKOFF RETURNS	No.	Yds	Avg	Lg	TD
Banks	46	1,155	25.1	96t	1
Thomas	12	336	28.0	42	0
REDSKINS	73	1,680	23.0	96t	1
Opponents	61	1,160	19.0	38	0

FIELD GOALS	1-19	20-29	30-39	40-49	50+
Gano	1/1	8/10	4/7	11/14	0/3
Opponents	0/0	8/9	11/15	8/12	1/2

DEFENSIVE STATISTICS	T	S	A	TFL	PD	FF	FR
Fletcher	188	135	53	4	12	3	3
McIntosh	155	99	56	1	3	1	0
Hall	112	73	33	4	16	2	2

SACKS: Brian Orakpo 8.5, Albert Haynesworth 2.5, London Fletcher 2.5, Andre Carter 2.5, Vonnie Holliday 2.5, Rocky McIntosh 2.0, Phillip Daniels 2.0, Lorenzo Alexander 1.5, Adam Carriker 1.5, Rob Jackson 1.0, LaRon Landry 1.0, Reed Doughty 1.0, Jeremy Jarmon 0.5

NOTABLE Record (Finish): 6-10 (4th NFC East)

National Honors: LB London Fletcher, Pro Bowl; CB DeAngelo Hall, Pro Bowl, Pro Bowl MVP; DT Ma'ake Kemoeatu, Ed Block Courage Award; LB Brian Orakpo, Pro Bowl; LB Lorenzo Alexander, Walter Payton Man of the Year Nominee

Starters: Offense: TE Chris Cooley (16), WR Santana Moss (16), C Casey Rabach (16), T Jammal Brown (14), G Kory Lichtensteiger (14), QB Donovan McNabb (13), T Trent Williams (13), WR Anthony Alexander (11), OL Artis Hicks (10), TE Fred Davis (9), FB Mike Sellers (9), RB Ryan Torain (8), G Will Montgomery (6), T Stephon Heyer (5), RB Clinton Portis (5), WR Joey Galloway (3), QB Rex Grossman (3), RB Keiland Williams (3), G Derrick Dockery (2)

Defense: DE Adam Carriker (16), DE London Fletcher (16), CB DeAngelo Hall (16), LB Rocky McIntosh (15), LB Brian Orakpo (15), DE Kedric Golston (13), LB Lorenzo Alexander (12), NT Ma'ake Kemoeatu (12), CB Carlos Rogers (12), S Kareem Moore (11), S Reed Doughty (9), S LaRon Landry (9), LB Andre Carter (5), CB Phillip Buchanon (5), DL Anthony Bryant (3), CB Kevin Barnes (2), DE Vonnie Holliday (2), LB H.B. Barnes (1), DE Phillip Daniels (1), S Macho Harris (1)

YEARLY STATS (SINCE 1970)

2011 (5-11)

COACH MIKE SHANAHAN

Sept. 11	W	28-14	New York Giants	80,121
Sept. 18	W	22-21	Arizona	76,330
Sept. 26	L	16-18	at Dallas	91,017
Oct. 2	W	17-10	at St. Louis	56,113
Oct. 16	L	13-20	Philadelphia	80,447
Oct. 23	L	20-33	at Carolina	73,245
Oct. 30	L	0-23	at Buffalo	51,579
Nov. 6	L	11-19	San Francisco	78,032
Nov. 13	L	9-20	at Miami	57,007
Nov. 20	L	24-27 (OT)	Dallas	80,122
Nov. 27	W	23-17	at Seattle	66,007
Dec. 4	L	19-34	New York Jets	74,121
Dec. 11	L	27-34	New England	77,825
Dec. 18	W	23-10	at New York Giants	78,861
Dec. 24	L	26-33	Minnesota	68,370
Jan. 1	L	10-34	at Philadelphia	69,144

RECEIVING		No.	Yds	Avg	Long	TD
Gaffney		68	947	13.9	45	5
Davis		59	796	13.5	42	3
Helu		49	379	7.7	47t	1
Moss		46	584	12.7	49t	4
REDSKINS		346	4,058	11.7	51	19
Opponents		308	3,804	12.4	73t	22

INTERCEPTIONS		No.	Yds	Avg.	Long	TD
Hall		3	46	15.3	26	0
Atogwe		3	42	14.0	26	0
REDSKINS		13	127	9.8	30	1
Opponents		24	353	14.7	51	0

PUNTING		No.	Yds	Avg	Net	TB	In	Long	Blk
Rocca		66	2,842	43.1	39.0	1	28	63	0
Opponents		70	3,172	45.3	37.8	10	20	67	0

TOTAL FIRST DOWNS		Redskins	Opponents
Rushing		312	295
Passing		79	95
Penalty		204	180
3rd Down: Made/Att		29	20
3rd Down Pct.		81/219	77/206
4th Down: Made/Att		37.0	37.4
4th Down Pct.		4/13	4/10
POSESSION AVG.		30.8	40.0
TOTAL NET YARDS		30:09	29:51
Avg. Per Game		5,387	5,437
Total Plays		336.7	339.8
Avg. Per Play		1032	988
NET YARDS RUSHING		5.2	5.5
Avg. Per Game		1,614	1,884
Total Rushes		100.9	117.8
NET YARDS PASSING		400	438
Avg. Per Game		3,773	3,553
Sacked/Yards Lost		235.8	222.1
Gross Yards		41/285	41/251
Attempts/Completions		4,058	3,804
Completion Pct.		591/346	509/308
Had Intercepted		58.5	60.5
PUNTS/AVERAGE		24	13
NET PUNTING AVG.		66/43.1	70/45.3
PENALTIES/YARDS		39.0	37.8
FUMBLES/BALL LOST		91/897	123/1006
TOUCHDOWNS		25/11	26/8
Rushing		28	38
Passing		8	15
Returns		19	22
		1	1

PUNT RETURNS		Ret	FC	Yds	Avg	Lg	TD
Banks		36	9	328	9.1	55	0
REDSKINS		37	9	328	8.9	55	0
Opponents		32	21	250	7.8	30	0

KICKOFF RETURNS		No.	Yds	Avg	Lg	TD
Banks		51	1,174	23.0	47	0
REDSKINS		56	1,239	22.1	47	0
Opponents		36	749	20.8	51	0

FIELD GOALS		1-19	20-29	30-39	40-49	50+
Gano		0/0	14/15	5/9	8/11	4/6
Opponents		0/0	12/12	9/10	11/16	2/3

DEFENSIVE STATISTICS		T	S	A	TFL	PD	FF	FR
Fletcher		209	123	86	5	11	3	0
Hall		111	75	36	2	20	1	0
Doughty		87	52	35	3	2	2	1

SACKS: Brian Orakpo 9.0, Ryan Kerrigan 7.5, Stephen Bowen 6.0, Adam Carriker 5.5, Barry Cofield 3.0, Chris Neild 2.0, London Fletcher 1.5, LaRon Landry 1.5, Kedric Golston 1.5, Rocky McIntosh 1.0, Perry Riley 1.0, Oshiomogho Atogwe 0.5

NOTABLE Record (Finish): 5-11 (4th NFC East)

National Honors: LB London Fletcher, Pro Bowl, AP Second-Team All-Pro, Bart Starr Award Winner; LB Lorenzo Alexander, Walter Payton Man of the Year Nominee; DE Stephen Bowen, Ed Block Courage Award; RB Roy Helu, Pro Football Weekly/PFWA All-Rookie Team; LB Ryan Kerrigan, Pro Football Weekly/PFWA All-Rookie Team

Starters: Offense: G Chris Chester (16), C/G Will Montgomery (16), WR Jabar Gaffney (15), QB Rex Grossman (13), T Jammal Brown (12), TE Fred Davis (12), WR Santana Moss (12), T Trent Williams (10), G Maurice Hurt (8), FB Darrel Young (8), TE Logan Paulsen (6), TE Chris Cooley (5), RB Roy Helu (5), RB Tim Hightower (5), G Kory Lichtensteiger (5), T/G Tyler Polumbus (4), T Sean Locklear (4), RB Ryan Torain (4), QB John Beck (3), T Willie Smith (3), WR Anthony Armstrong (2), C Erik Cook (2), WR Leonard Hankerson (2), WR Niles Paul (2), RB Evan Royster (2)

Defense: DE Stephen Bowen (16), DE Adam Carriker (16), NT Barry Cofield (16), LB London Fletcher (16), CB DeAngelo Hall (16), LB Ryan Kerrigan (16), LB Brian Orakpo (16), CB Josh Wilson (16), S Reed Doughty (11), S Oshiomogho Atogwe (8), S LaRon Landry (8), LB Rocky McIntosh (8), LB Perry Riley (8), S DeJon Gomes (5)

SCORE BY PERIODS		1	2	3	4	OT	PTS
REDSKINS		43	103	60	82	0	288
Opponents		75	90	73	126	3	367

SCORING		TD	Ru	Pa	Rt	Pat	FG	S	TP
Gano		0	0	0	0	25/26	31/41	0	118
Gaffney		5	0	5	0	0/0	0/0	0	30
Moss		4	0	4	0	0/0	0/0	0	24
Davis		3	0	3	0	0/0	0/0	0	18
Helu		3	2	1	0	0/0	0/0	0	18
REDSKINS		28	8	19	1	25/26	31/41	1	288
Opponents		38	15	22	1	37/38	34/41	0	367

RUSHING		No.	Yds	Avg	Long	TD
Helu		151	640	4.2	28t	2
Royster		56	328	5.9	28	0
Hightower		84	321	3.8	22	1
Torain		59	200	3.4	39	1
REDSKINS		400	1,614	4.0	39	8
Opponents		438	1,884	4.3	67	15

PASSING		Att	Comp	Yds	Cmp%	Yds/Att	TD	TD%	Int	Int%	Long	Sack/Lost	Rating
Grossman		458	265	3,151	57.9	6.9	16	3.5	20	4.4	51	25/201	72.4
Beck		132	80	858	60.6	6.5	2	1.5	4	3.0	32	16/84	72.1
REDSKINS		591	346	4,058	58.5	6.9	19	3.2	24	4.1	51	41/285	73.3
Opponents		509	308	3,804	60.5	7.5	22	4.3	13	2.6	73t	41/251	87.4

YEARLY STATS (SINCE 1970)

2012 (10-6)

COACH MIKE SHANAHAN

Sept. 9	W	40-32	at New Orleans	72,180
Sept. 16	L	28-31	at St. Louis	53,979
Sept. 23	L	31-38	Cincinnati	80,060
Sept. 30	W	24-22	at Tampa Bay	58,191
Oct. 7	L	17-24	Atlanta	75,337
Oct. 14	W	38-26	Minnesota	78,476
Oct. 21	L	23-27	at New York Giants	81,352
Oct. 28	L	12-27	at Pittsburgh	62,371
Nov. 4	L	13-21	Carolina	79,327
Nov. 18	W	31-6	Philadelphia	79,327
Nov. 22	W	38-31	at Dallas	90,166
Dec. 3	W	17-16	New York Giants	80,246
Dec. 9	W	31-28	Baltimore	81,178
Dec. 16	W	38-21	at Cleveland	65,083
Dec. 23	W	27-20	at Philadelphia	69,144
Dec. 30	W	28-18	Dallas	82,845
Jan. 6	L	14-24	Playoffs Seattle	84,325

TOTAL FIRST DOWNS	Redskins	Opponents
Rushing	144	89
Passing	171	223
Penalty	26	28
3rd Down: Made / Att	68/190	95/215
3rd Down Pct.	35.8	44.2
4th Down: Made / Att	12/17	8/14
4th Down Pct.	70.6	57.1
POSSESSION AVG.	31:05	28:55
TOTAL NET YARDS	6,131	6,043
Avg. Per Game	383.2	377.7
Total Plays	994	1031
Avg. Per Play	6.2	5.9
NET YARDS RUSHING	2,709	1,532
Avg. Per Game	169.3	95.8
Total Rushes	519	363
NET YARDS PASSING	3,422	4,511
Avg. Per Game	213.9	281.9
Sacked / Yards Lost	33/244	32/209
Gross Yards	3,666	4,720
Attempts / Completions	442/291	636/393
Completion Pct.	65.8	61.8
Had Intercepted	8	21
PUNTS/AVERAGE	70/42.6	65/46.4
NET PUNTING AVG.	36.2	39.4
PENALTIES/YARDS	116/985	100/811
FUMBLES/BALL LOST	26/6	17/10
TOUCHDOWNS	52	43
Rushing	22	11
Passing	24	31
Returns	6	1

SCORE BY PERIODS	1	2	3	4	OT	PTS
REDSKINS	43	103	60	82	0	288
Opponents	75	90	73	126	3	367

SCORING	TD	Ru	Pa	Rt	Pat	FG	S	TP
Forbath	0	0	0	0	33/34	17/18	0	84
Morris	13	13	0	0	0/0	0/0	0	78
Moss	8	0	8	0	0/0	0/0	0	48
Griffin III	7	7	0	0	0/0	0/0	0	42
REDSKINS	52	22	24	6	50/51	24/30	1	436
Opponents	43	11	31	1	36/36	28/30	5	388

RUSHING	No.	Yds	Avg	Long	TD
Morris	335	1,613	4.8	39t	13
Griffin III	120	815	6.8	76t	7
Royster	23	88	3.8	12	2
REDSKINS	519	2,709	5.2	76t	22
Opponents	363	1,532	4.2	53	11

PASSING	Att	Comp	Yds	Cmp%	Yds/Att	TD	TD%	Int	Int%	Long	Sack/Lost	Rating
Griffin III	393	258	3,200	65.6	8.1	20	5.1	5	1.3	88t	30/217	102.4
Cousins	48	33	466	68.8	9.7	4	8.3	3	6.3	77t	3/27	101.6
REDSKINS	442	291	3,666	65.8	8.3	24	5.4	8	1.8	88t	33/244	102.1
Opponents	636	393	4,720	61.8	7.4	31	4.9	21	3.3	85t	32/209	87.0

RECEIVING	No.	Yds	Avg	Long	TD
Morgan	48	510	10.6	32	2
Garçon	44	633	14.4	88t	4
Moss	41	573	14.0	77t	8
REDSKINS	291	3,666	12.6	88t	24
Opponents	393	4,720	12.0	85t	31

INTERCEPTIONS	No.	Yds	Avg.	Long	TD
Fletcher	5	29	5.8	10	0
Hall	4	62	15.5	27	0
R.Jackson	4	19	4.8	17	1
REDSKINS	21	257	12.2	49	3
Opponents	8	142	17.8	41	0

PUNTING	No.	Yds	Avg	Net	TB	In	Long	Blk
Rocca	68	2,984	43.9	37.2	3	22	61	2
Opponents	65	3,018	46.4	39.4	6	23	66	0

PUNT RETURNS	Ret	FC	Yds	Avg	Lg	TD
Banks	26	5	178	6.8	27	0
Crawford	8	2	156	19.5	64	0
REDSKINS	36	7	335	9.3	64	0
Opponents	39	19	320	8.2	39	0

KICKOFF RETURNS	No.	Yds	Avg	Lg	TD
Banks	22	527	24.0	55	0
Paul	13	283	21.8	48	0
REDSKINS	38	892	23.5	55	0
Opponents	55	1,264	23.0	48	0

FIELD GOALS	1-19	20-29	30-39	40-49	50+
Forbath	0/0	3/3	2/3	11/11	1/1
Cundiff	0/0	1/1	3/5	3/4	0/2
REDSKINS	0/0	4/4	5/8	14/15	1/3
Opponents	0/0	6/6	10/10	8/9	4/5

DEFENSIVE STATISTICS	T	S	A	TFL	PD	FF	FR
Fletcher	188	112	76	6	14	3	0
Riley	167	92	75	7	8	1	1
Hall	115	89	26	6	16	0	1

SACKS: Ryan Kerrigan 8.5, Rob Jackson 4.5, Perry Riley 3.5, London Fletcher 3.0, Barry Cofield 2.5, Lorenzo Alexander 2.5, Josh Wilson 1.0, Jordan Pugh 1.0, Stephen Bowen 1.0, Madiou Williams 1.0, DeAngelo Hall 1.0, Brian Orakpo 1.0, Chris Wilson 0.5

NOTABLE
Record (Finish): 10-6 (1st NFC East)

National Honors: QB Robert Griffin III, Pro Bowl, AP Offensive Rookie of the Year, PFW/PFWA Rookie of the Year, PFW/PFWA Offensive Rookie of the Year, PFW/PFWA All-Rookie Team, Sporting News Rookie of the Year; LB/ST Lorenzo Alexander, Pro Bowl, PFW/PFWA All-Conference Special Teamer, Media Good Guy Award, NFLPA Pulse Award; LB London Fletcher, Pro Bowl, AP Second-Team All-Pro, NFLPA Pulse Award, USA Football All-Fundamentals Team; LB Ryan Kerrigan, Pro Bowl; G Kory Lichtensteiger, Ed Block Courage Award Nominee; WR Joshua Morgan, Walter Payton Man of the Year Nominee; RB Alfred Morris, AP Second-Team All-Pro, PFW/PFWA All-Rookie Team; T Trent Williams, Pro Bowl

Starters: Offense: T Trent Williams (16), G Kory Lichtensteiger (16), C Will Montgomery (16), G Chris Chester (16), RB Alfred Morris (16), T Tyler Polumbus (15), QB Robert Griffin III (15), WR Joshua Morgan (14), WR Pierre Garçon (10), TE Logan Paulsen (10), FB Darrel Young (8), TE Fred Davis (7), WR Leonard Hankerson (7), TE Niles Paul (4), TE Chris Cooley (2), WR Santana Moss (1), WR Aldrick Robinson (1), QB Kirk Cousins (1), G/T Maurice Hurt (1)

Defense: NT Barry Cofield (16), DE Stephen Bowen (16), LB Ryan Kerrigan (16), LB London Fletcher (16), LB Perry Riley (16), LB DeAngelo Hall (16), CB Josh Wilson (16), S Madiou Williams (16), DE Jarvis Jenkins (14), LB Rob Jackson (14), S Reed Doughty (10), S DeJon Gomes (4), DE Adam Carriker (2), LB Brian Orakpo (2), S Brandon Meriweather (1), CB Cedric Griffin (1)

YEARLY STATS (SINCE 1970)

2013 (3-13)

COACH MIKE SHANAHAN

Sept. 9	L	27-33	vs. Philadelphia	82,743
Sept. 15	L	20-38	at Green Bay	78,020
Sept. 22	L	20-27	vs. Detroit	80,111
Sept. 29	W	24-14	at Oakland	53,549
Oct. 13	L	16-31	at Dallas	90,239
Oct. 20	W	45-41	vs. Chicago	83,147
Oct. 27	L	21-45	at Denver	77,031
Nov. 3	W	30-24 (OT)	vs. San Diego	80,115
Nov. 7	L	27-34	at Minnesota	64,011
Nov. 17	L	16-24	at Philadelphia	69,144
Nov. 25	L	6-27	vs. San Francisco	79,773
Dec. 1	L	17-24	vs. New York Giants	75,220
Dec. 8	L	10-45	vs. Kansas City	56,247
Dec. 15	L	26-27	at Atlanta	70,069
Dec. 22	L	23-24	vs. Dallas	80,411
Dec. 29	L	6-20	at New York Giants	80,177

RECEIVING					
No.	Yds	Avg	Long	TD	
Garçon	113	1346	11.9	53t	5
Reed	45	499	11.1	38	3
Moss	42	452	10.8	28	2
REDSKINS	355	4,057	11.4	62t	20
Opponents	337	4,134	12.3	57	29

INTERCEPTIONS					
No.	Yds	Avg.	Long	TD	
Hall	4	49	12.3	26t	2
Meriweather	2	62	31.0	32	0
Amerson	2	45	22.5	45t	1
REDSKINS	16	247	15.4	45t	4
Opponents	19	214	11.3	75t	2

PUNTING								
No.	Yds	Avg	Net	TB	In	Long	Blk	
Rocca	84	3,526	42.0	33.8	0	26	63	1
Opponents	74	3,437	46.4	41.2	8	29	72	0

PUNT RETURNS						
Ret	FC	Yds	Avg	Lg	TD	
Moss	18	8	130	7.2	18	0
Morgan	8	1	59	7.4	34	0
REDSKINS	35	11	225	6.4	34	0
Opponents	39	18	655	16.8	86t	3

KICKOFF RETURNS					
No.	Yds	Avg	Lg	TD	
Paul	20	411	20.6	39	0
Morgan	12	239	19.9	25	0
REDSKINS	51	1,018	20.0	39	0
Opponents	47	1,048	22.3	95t	1

FIELD GOALS					
1-19	20-29	30-39	40-49	50+	
Forbath	0/0	3/4	10/10	4/6	1/2
Potter	0/0	2/2	0/0	1/1	0/1
REDSKINS	0/0	5/6	10/10	5/7	1/3
Opponents	2/2	6/6	7/9	5/5	1/3

DEFENSIVE STATISTICS							
T	S	A	TFL	PD	FF	FR	
Riley	112	69	43	7	8	0	1
Fletcher	111	63	48	4	2	1	0
Wilson	89	64	25	5	7	2	3

SACKS: Brian Orakpo 10.0, Ryan Kerrigan 8.5, Perry Riley Jr. 3.0, Barry Cofield 2.5, London Fletcher 2.0, Rob Jackson 2.0, Jarvis Jenkins 2.0, Josh Wilson 2.0, Chris Baker 1.0, Brandon Meriweather 1.0, Bacarri Rambo 1.0, Darryl Tapp 1.0

NOTABLE
Record (Finish): 3-13 (4th NFC East)

National Honors: WR Pierre Garçon, USA Today All-Joe Team; QB Robert Griffin III, Ed Block Courage Award Nominee; RB Alfred Morris, Pro Bowl, Walter Payton Man of the Year Nominee; WR Santana Moss, Media Good Guy Award; LB Brian Orakpo, Pro Bowl; TE Jordan Reed, PFWA All-Rookie Team; T Trent Williams, Pro Bowl; FB Darrel Young, Media Good Guy Award

Starters: Offense: G Chris Chester (16), WR Pierre Garçon (16), G Kory Lichtensteiger (16), C Will Montgomery (16), RB Alfred Morris (16), T Tyler Polunbus (16), T Trent Williams (16), TE Logan Paulsen (14), QB Robert Griffin III (13), WR Leonard Hankerson (7), WR Joshua Morgan (7), FB Darrel Young (7), TE Niles Paul (4), TE Jordan Reed (4), QB Kirk Cousins (3), TE Fred Davis (3), WR Santana Moss (1), WR Aldrick Robinson (1)

Defense: NT Barry Cofield (16), LB London Fletcher (16), CB DeAngelo Hall (16), LB Ryan Kerrigan (16), LB Perry Riley, Jr. (16), CB Josh Wilson (16), LB Brian Orakpo (15), S Brandon Meriweather (13), DE Stephen Bowen (10), CB David Amerson (8), S Reed Doughty (8), DE Kedric Golston (8), CB E.J. Biggers (5), DE Jarvis Jenkins (5), DE Chris Baker (3), S Bacarri Rambo (3), S Jose Gumbs (1), LB Rob Jackson (1)

		Redskins	Opponents
TOTAL FIRST DOWNS			
Rushing		329	329
Passing		112	102
Penalty		198	204
3rd Down: Made / Att		19	23
3rd Down Pct.		95/235	66/194
4th Down: Made / Att		40.4	34.0
4th Down Pct.		6/20	12/17
TOTAL NET YARDS			
Avg. Per Game		30.0	70.6
Total Plays		5,915	5,665
Avg. Per Play		369.7	354.1
NET YARDS RUSHING			
Avg. Per Game		1,107	993
Total Rushes		5.3	5.7
NET YARDS PASSING			
Avg. Per Game		2,164	1,769
Sacked / Yards Lost		135.3	110.6
Gross Yards		453	44
Attempts / Completions		3,751	3,896
Completion Pct.		234.4	243.5
Interceptions		43/306	36/238
PUNTS / AVERAGE			
NET PUNTING AVG.		4057	4134
PENALTIES / YARDS			
FUMBLES / LOST			
TOUCHDOWNS			
Rushing		39	59
Passing		14	23
Returns		20	29
		5	7

SCORE BY PERIODS						
	1	2	3	4	OT	PTS
REDSKINS	47	114	82	85	6	334
Opponents	126	141	91	120	0	478

SCORING								
TD	Ru	Pa	Rt	Pat	FG	S	TP	
Forbath	0	0	0	26/26	18/22	0	80	
Morris	7	7	0	0/0	0/0	0	42	
Garçon	5	0	5	0/0	0/0	0	30	
Young	4	3	1	0/0	0/0	0	24	
Helu	4	4	0	0/0	0/0	0	24	
REDSKINS	39	14	20	33/33	21/26	2	334	
Opponents	59	23	29	59/59	21/25	0	478	

RUSHING					
No.	Yds	Avg	Long	TD	
Morris	276	1,275	4.6	45t	7
Griffin III	86	489	5.7	26	0
Helu	62	274	4.4	24	4
REDSKINS	453	2,164	4.8	45t	14
Opponents	443	1,769	4.0	50t	23

PASSING												
Att	Comp	Yds	Cmp%	Yds/Att	TD	TD%	Int	Int%	Long	Sack/Lost	Rating	
Griffin III	456	274	3,203	60.1	7.0	16	3.5	12	2.6	62t	38/274	82.2
Cousins	155	81	854	52.3	5.5	4	2.6	7	4.5	62	5/32	58.4
REDSKINS	611	355	4,057	58.1	6.6	20	3.3	19	3.1	62t	43/306	76.1
Opponents	514	337	4,134	65.6	8.0	29	5.6	16	3.1	57	36/238	96.1

YEARLY STATS (SINCE 1970)

2014 (4-12)

COACH JAY GRUDEN

Sept. 7	L	6-17	at Houston	71,770
Sept. 14	W	41-10	Jacksonville	80,037
Sept. 21	L	34-37	at Philadelphia	69,596
Sept. 25	L	14-45	New York Giants	80,573
Oct. 6	L	17-27	Seattle	79,522
Oct. 12	L	20-30	at Arizona	61,159
Oct. 19	W	19-17	Tennessee	75,227
Oct. 27	W	20-17	at Dallas	87,055
Nov. 2	L	26-29	at Minnesota	52,252
Nov. 16	L	7-27	Tampa Bay	77,442
Nov. 23	L	13-17	at San Francisco	70,799
Nov. 30	L	27-49	at Indianapolis	65,352
Dec. 7	L	0-24	St. Louis	71,120
Dec. 14	L	13-24	at New York Giants	77,628
Dec. 20	W	27-24	Philadelphia	78,897
Dec. 28	L	17-44	Dallas	80,897

RECEIVING	No.	Yds	Avg	Long	TD
Garcon	68	752	11.1	70t	3
Jackson	56	1,169	20.9	81t	6
Reed	50	465	9.3	30	0
REDSKINS	364	4,461	12.3	81t	18
Opponents	345	4,231	12.3	79t	35

INTERCEPTIONS	No.	Yds	Avg.	Long	TD
Breeland	2	0	0.0	0	0
REDSKINS	7	38	5.4	14	0
Opponents	18	245	13.6	39	2

PUNTING	No.	Yds	Avg	Net	TB	In	Long	Blk
Way	77	3,659	47.5	40.0	7	22	77	1
REDSKINS	78	3,659	46.9	40.0	7	22	77	1
Opponents	80	3,522	44.0	40.4	4	39	61	0

TOTAL FIRST DOWNS	Redskins	Opponents
Rushing	318	307
Passing	88	77
Penalty	186	195
3rd Down: Made/Att	44	35
3rd Down Pct.	62/197	89/207
4th Down: Made/Att	31.5	43.0
4th Down Pct.	4/16	5/9
POSSESSION AVG.	25.0	55.6
TOTAL NET YARDS	30:34	29:26
Avg. Per Game	5738	5712
Total Plays	358.6	357.0
Avg. Per Play	1006	976
NET YARDS RUSHING	5.7	5.9
Total Rushes	1691	1722
Avg. Per Game	105.7	107.6
NET YARDS PASSING	401	421
Avg. Per Game	4047	3990
Sacked/Yards Lost	252.9	249.4
Gross Yards	58/414	36/241
Attempts/Completions	4461	4231
Completion Pct.	547/364	519/345
Had Intercepted	66.5	66.5
PUNTS/AVERAGE	18	7
NET PUNTING AVG.	78/46.9	80/44.0
PENALTIES/YARDS	40.0	40.4
FUMBLES/LOST	120/1130	144/1164
TOUCHDOWNS	31/13	26/12
Rushing	33	53
Passing	15	11
Returns	18	35
	0	7

PUNT RETURNS	Ret	FC	Yds	Avg	Lg	TD
Roberts	28	25	208	7.4	37	0
Jackson	1	2	0	0.0	0	0
REDSKINS	29	27	208	7.2	37	0
Opponents	42	10	397	9.5	78t	1

KICKOFF RETURNS	No.	Yds	Avg	Lg	TD
Roberts	30	710	23.7	45	0
Paul	2	36	18.0	20	0
REDSKINS	36	783	21.8	45	0
Opponents	43	1,111	25.8	102t	1

FIELD GOALS	1-19	20-29	30-39	40-49	50+
Forbath	0/0	11/11	6/7	7/8	0/1
REDSKINS	0/0	11/11	6/7	7/8	0/1
Opponents	0/0	4/5	12/14	5/6	1/1

DEFENSIVE STATISTICS	T	S	A	TFL	PD	FF	FR
K. Robinson	108	70	38	6	3	0	1
Clark	101	68	33	3	3	0	2
Riley, Jr.	93	60	33	8	4	1	0

SACKS: Ryan Kerrigan 13.5, Jason Hatcher 5.5, Brandon Meriweather 3.0, Frank Kearse 3.0, Trent Murphy 2.5, Perry Riley, Jr. 2.0, Keenan Robinson 1.5, Trevardo Williams 1.0, Chris Baker 1.0, Barry Cofield, Jr. 1.0, Jackson Jeffcoat 1.0, Brian Orakpo 0.5, Ryan Clark 0.5

NOTABLE Record (Finish): 4-12 (4th NFC East)

National Honors: S Ryan Clark, NFL Sportsmanship Award Nominee; RB Alfred Morris, Pro Bowl; LB Ryan Kerrigan, Media Good Guy Award; LB Keenan Robinson, Ed Block Courage Award Nominee; T Trent Williams, Pro Bowl; FB Darrel Young, Walter Payton Man of the Year Nominee

Starters: Offense: G Chris Chester (16), C Kory Lichtensteiger (16), RB Alfred Morris (16), G Shawn Lauvao (15), T Trent Williams (15), WR Pierre Garçon (14), WR DeSean Jackson (13), TE Logan Paulsen (12), FB Darrel Young (10), T Tom Compton (9), QB Robert Griffin III (7), TE Niles Paul (7), T Tyler Polumbus (7), QB Kirk Cousins (5), QB Colt McCoy (4), WR Andre Roberts (4), WR Ryan Grant (2), TE Jordan Reed (2), G Josh LeRibeus (1), T Morgan Moses (1)

Defense: LB Ryan Kerrigan (16), CB David Amerson (15), CB Bashaud Breeland (15), S Ryan Clark (15), DE Jarvis Jenkins (14), LB Perry Riley, Jr. (14), DE Jason Hatcher (13), LB Keenan Robinson (13), DL Chris Baker (12), S Brandon Meriweather (10), LB Trent Murphy (8), LB Brian Orakpo (7), LB Will Compton (5), S Phillip Thomas (4), DE Stephen Bowen (3), DL Barry Cofield, Jr. (3), CB DeAngelo Hall (3), CB E.J. Biggers (2), LB Jackson Jeffcoat (1), CB Chase Minnifield (1), CB Tracy Porter (1), S Trenton Robinson (1)

PASSING	Att	Comp	Yds	Cmp%	Yds/Att	TD	TD%	Int	Int%	Long	Sack/Lost	Rating
Cousins	204	126	1,710	61.8	8.4	10	4.9	9	4.4	81t	8/70	86.4
Griffin	214	147	1,694	68.7	7.9	4	1.9	6	2.8	69t	33/227	86.9
McCoy	128	91	1,057	71.1	8.3	4	3.1	3	2.3	70t	17/117	96.4
REDSKINS	547	364	4,461	66.5	8.2	18	3.3	18	3.3	81t	58/414	88.8
Opponents	519	345	4,231	66.5	8.2	35	6.7	7	1.3	79t	36/241	108.3



FACILITIES/EVENTS



2015



FEDExFIELD

Located in Landover, Md., FedExField serves as home to the Washington Redskins and as the area's premier sports and entertainment destination. Beyond the annual excitement of National Football League competition, the venue has played host to marquee soccer and college football events as well as internationally-recognized recording artists.

During the 2015 offseason, Owner Dan Snyder and the entire Redskins organization spearheaded efforts to enhance the guest experience. Among the improvements were an increase in the number of stadium gates and new parking plans to reduce congestion and welcome fans in and out more efficiently. The Redskins also upgraded Wi-Fi throughout the stadium, creating better access to enhanced game day features on the Redskins Mobile App and complimentary access to the Red Zone Channel via NFL Mobile for season ticket members.


The stadium, with a capacity of 82,000, sits on a 200-acre site and boasts the NFL's premier tailgating experience. Prior to each game, diehard Redskins fans arrive in style in decorated vans, buses, trucks and more. In recent years, President Bruce Allen, Super Bowl XXII MVP Doug Williams and others have visited the congregations of Redskins fans to share in the tradition of the league's top pregame tailgates.

Privately financed, FedExField was completed in a record 17 months and hosted the Redskins home opener on Sept. 14, 1997 – a 19-13 overtime win against the Arizona Cardinals. FedExField increased the Redskins' attendance capacity by more than 40 percent when the team left RFK Stadium after 1996. Nevertheless, the Redskins have sold out every home game for the past 47 seasons, pushing their NFL-high sellout streak to 393 combined regular season and postseason games. All 179 (preseason, regular and postseason) contests at FedExField through the 2014 season have been sellouts.

Construction on FedExField began in March 1996 and cost \$250 million. The following year, \$30 million was spent to create a 170,000 square-foot atrium encircling the entire stadium, making the Joe Gibbs Club Level the most spectacular in the league.

When Snyder bought the Redskins in July 1999, one of his first tasks was to make improvements to FedExField. Immediately, millions were invested in such projects as replacing metal rails with glass rails in order to provide unobstructed sight lines in the stadium bowl. Since his inaugural season, Snyder has spent more than \$100 million to enhance FedExField and ensure a best-in-class experience for fans.

Snyder also created unique Executive Suites, the NFL's largest video wall and added more than 1,000 cash parking spaces. The Redskins installation of new 100-foot long end zone HD Videoboards and eight new digital ribbon boards provide fans with out-of-town scores and statistics, and the implementation of a text message traffic alert system gives fans updates on the best game-day routes.



Snyder was also instrumental in the multi-million dollar renovation and replacement of the video control room and the movement of the late Sean Taylor's locker for viewing on the stadium's Club Level.

Prior to the 2011 season, the Redskins, along with NRG Energy, one of the largest energy companies in the United States, brought the largest solar installation of renewable energy in the region to FedExField – 8,000 solar panels, 10 electric vehicle charging stations and a 30-foot tall solar sculpture. Prince George's County Chamber of Commerce honored the Redskins' innovation in solar installation by recognizing them as the 2011 Green Business of the Year.

FedExField, while being the official home of the Redskins, is also host to a variety of special events including premier college football games, world-class performers, like award winning country music artist Kenny Chesney; international matches, such as the soccer friendly between U.S. Men's National Team and Brazil; and much more.

In 2015, the facility hosted 2014 FIFA World Cup runner-up Argentina's soccer match against local favorite El Salvador, bringing international soccer stars Lionel Messi, Sergio Aguero, Carlos Tevez and Javier Mascherano to the Washington, D.C. area. In July, FedExField hosted two of the biggest names in European soccer when the facility welcomes Barcelona and Chelsea as part of the International Champions Cup.

The home of the Redskins will also welcome top college football teams over the next several seasons. Upcoming college football clashes at FedExField include West Virginia vs. BYU (2016), Virginia Tech vs. Maryland (2017) and Maryland vs. Texas (2018). The venue has played host to a number of high-profile collegiate tilts, including a sold-out prime-time thriller between Virginia Tech and Boise State in September 2010 and welcoming the rich pageantry of the Army-Navy Game to the nation's capital for the first time in 2011.

Redskins Special Events opens up a world of possibilities by making its most exclusive areas that host the "who's who" of Washington during Redskins games available for non-game events throughout the year. FedExField is the perfect backdrop for any special occasion. For more information, check out <http://events.redskins.com>.



GOING GREEN



FedExField went green in 2011, as the Washington Redskins and NRG Energy installed a solar power system capable of generating enough power to serve all of the facility's electrical needs on non-game days. The innovation earned the team the 2011 Green Business of the Year award from the Prince George's County Chamber of Commerce.

FEDEXFIELD DIAGRAM



RECOMMENDED ROUTES

All fans are encouraged to take the Metro Blue Line to the Morgan Boulevard Station. Exit onto the sidewalk, which will be on your right side after exiting the Metro gates, opposite the parking lot exit. Follow the sidewalk for less than a mile to FedExField. Utilize Metro Trip Planner at www.wmata.com to plan your trip to FedExField from your closest Metro station or Metro bus stop. For driving directions, please visit www.redskins.com/directions, or see below if you are traveling from one of the three major local airports.

From Baltimore-Washington International (BWI)

Take I-195W to exit 2B (MD-295 S towards Washington). Take the exit for MD-202. Turn left at the traffic light off the exit onto Landover Rd./MD-202 East (sign says South) toward Cheverly. Take Landover Rd./MD-202 East to Brightseat Rd. Turn right onto Brightseat Rd. Follow to stadium.

From Dulles Airport (IAD)

Take Dulles Airport Access and Toll Rd. to VA-267E towards Washington. Follow to I-495/I-95 N. Take exit 15 (Central Ave). Bear left off the exit ramp and follow to the traffic light. Turn left at the traffic light onto Central Ave./214W. Turn right onto Garrett A. Morgan Blvd. Follow to stadium.

From Ronald Reagan National Airport (DCA)

Take US-1S towards Alexandria. Continue on US-1S via the ramp to I-395S. Follow to I-495E/I-95 N. Take exit 15 (Central Ave). Bear left off the exit ramp and follow to the traffic light. Turn left at the traffic light onto Central Ave./214W. Turn right onto Garrett A. Morgan Blvd. Follow to stadium.

A DAY OF FIRSTS

On September 14, 1997, the Redskins opened their new stadium with a thrilling 19-13 overtime victory over the Arizona Cardinals in front of a record crowd of Washington fans.

In their first game at their new home, the Redskins were forced into overtime when Cardinals kicker Kevin Butler connected on a 47-yard field goal to tie the score with just two seconds remaining.

The Cards won the toss to start the extra period, but rookie defensive lineman Kenard Lang stripped Arizona running back Leeland McElroy of the football, and Derek M. Smith recovered for the Skins on the 35-yard line.

Quarterback Gus Frerotte (right) was sacked on first down, but on the next play he found Michael Westbrook in the endzone for a game-winning 40-yard drive.

REDSKINS 19, CARDINALS 13

Washington Redskins vs. Arizona Cardinals
FedExField - Landover, Md.
September 14, 1997
1 p.m.

	1	2	3	4	OT	Final
Arizona	7	0	3	3	0	13
Washington	3	7	0	3	6	19

SCORING

Team	Qtr	Time	Scoring Play
WAS	1	8:27	Blanton 20 yard field goal
ARI	1	0:57	Bennett 0 yard fumble return (Butler kick)
WAS	2	13:57	Westbrook 5 yard pass from Frerotte (Blanton kick)
ARI	3	0:52	Butler 32 yard field goal
WAS	4	1:13	Blanton 19 yard field goal
ARI	4	0:02	Butler 47 yard field goal
WAS	OT	13:24	Westbrook 40 yard pass from Frerotte



LIST OF FIRSTS

- National Anthem:** Sung by Mary Chapin Carpenter
- Coin Toss:** Redskins win toss and elect to receive
- Snap:** Redskins center Jeff Uhlenhake to quarterback Gus Frerotte
- Play:** Redskins Terry Allen three-yard run
- Pass Play:** Redskins quarterback Gus Frerotte threw incomplete, intended for running back Terry Allen
- Punt:** Redskins Matt Turk punts 53 yards with 13:57 left in the first quarter
- Completion and first down:** Cardinals Kent Graham passed six yards to wide receiver Frank Sanders
- Score:** Redskins Scott Blanton 20-yard field goal with 8:27 left in the first quarter
- Touchdown:** Cardinals Tommy Bennet recovered blocked punt in the end zone with 0:57 left in the first quarter
- Redskins Touchdown:** Michael Westbrook five-yard reception from Gus Frerotte with 13:37 left in the second quarter
- Turnover:** Fumble by Cardinals Frank Sanders
- Penalty:** False start by Redskins left tackle Shar Pourdanesh
- Sack:** Redskins Marc Boutte sacks Kent Graham in first quarter
- Interception:** Cardinals linebacker Ron McKinnon, on pass by Gus Frerotte with 10:46 left in the second quarter
- Timeout:** Cardinals Kent Graham with 9:56 left in the second quarter
- Halftime score:** Washington Redskins 10, Arizona Cardinals 7
- Victory:** Washington Redskins 19, Arizona Cardinals 13 in overtime

STADIUM GUIDE

As a guest of FedExField, your safety and enjoyment of the game day experience is our primary concern. Please note that everyone entering FedExField is subject to search by our security staff. This requires fans to enter through predetermined screening locations, which sometimes results in crowding. We apologize for this necessary inconvenience.

Please be aware that the following items are not permitted into FedExField:

- *Bags, including: backpacks, gym bags, duffel bags, packages, briefcases, large purses, etc.
- *Food and beverages of any kind
- *Umbrellas (ponchos are available for sale at select merchandise areas)
- *Bottles, jugs, thermoses, cans, coolers, or any other container
- *Animals (except for certified guide dogs assisting disabled guests)
- *Whistles, horns and other noise makers
- *Weapons, firearms
- *Illegal drugs
- *Folding chairs and strollers

Per NFL policy, fans will be able to carry the following style and size bag, package, or container at stadium plaza areas, stadium gates, or when approaching queue lines of fans awaiting entry into the stadium:

*Bags that are clear plastic, vinyl or PVC and do not exceed 12" x 6" x 12." (Official NFL team logo clear plastic tote bags will be available through club merchandise outlets or at nflshop.com/allclear).

*One-gallon clear plastic freezer bag (Ziploc bag or similar).

Small clutch bags are permissible, if they are approximately the size of a hand, with or without a handle or strap can be taken into the stadium with one of the clear plastic bags.

An exception will be made for medically necessary items after proper inspection at a gate designated for this purpose. For more information, please visit: <http://www.nfl.com/allclear>.

Leafleting or distribution of any literature is prohibited.

Understanding and adhering to these policies will help ensure that all fans enter FedExField in a safe and timely manner. If a ticket holder elects not to consent to these searches or is found attempting to enter with a prohibited item, the ticket holder may be denied entry into the stadium.

Alcohol Sales

Alcohol is sold only to guests 21 years or older. Proper photo identification is required. There is a two (2) drink maximum per purchase, per person. On the Lower and Upper Levels, all alcohol sales will cease at the completion of the 3rd Quarter of Redskins games. Sales may be discontinued earlier at the discretion of management and for other events.

ATMs

ATMs are located on the following levels:

Lower Level: Sections 103, 111, 116, 124, 131 and 139

Club Level: Sections 303, 324, 330 and 335

Upper Level: Sections 409, 422, 434 and 449

Automobile Assistance

FedExField provides complimentary automobile assistance for lockouts, jump starts and flat tires. Please visit the nearest Guest Services Booth or ask a FedExField representative for assistance.

Guest Services Booths are located by the elevators at the NRG Gate (Gate A) and the Bank of America Gate (Gate E) on all levels.

Away Games

Ticket and travel packages for all Redskins away games can be purchased through the Redskins travel partner, PrimeSport at PrimeSport.com. Stay at the team hotel, receive souvenirs, and most importantly, get tickets to the game in the Redskins section.

Bud Light Party Pavilion

The Bud Light Party Pavilion is located on the exterior plaza (at Gates F and G). This area opens three hours prior to kickoff and has musical entertainment and food and beverage concessions. A game ticket is required to enter the Bud Light Party Pavilion and there is no exit/re-entry allowed.

Cameras

Still cameras, digital cameras and handheld video cameras are permitted at sporting events, as long as they do not interfere with a fan's gameday experience. Guests may not reproduce any shots for any commercial use without the written permission of the Redskins. For concerts, still cameras, digital cameras, video cameras and audio recording devices are not permitted.

Centerplate

Centerplate is the stadium concessionaire for food and beverage service on the Lower and Upper Levels, Dream Seats, and Club Level. To contact Centerplate, call 301-276-6090.

Cheerleaders

The Washington Redskins Cheerleaders provide in-game entertainment at all Redskins games. They are also available for appearances at special events. Please call 301-276-6775 for more information or visit the Redskins Cheerleaders section of Redskins.com.

Club Level ("Joe Gibbs Club Level")

The StubHub Club Level concourse is enclosed with furnished lounges, big screen televisions, food courts, the EA Players Sports Lounge (Sections 330-334), a sports bar (Sections 309-313), Hooter's (Sections 314-316) and MGM National Harbor Club (Sections 306-308), plus Party Decks on both the west end zone (Sections 308-314) and the east end zone (Sections 329-335). Guests with a ticket for the Club Level, Dream Seats, Loge, Suites, or Owner's Club may enjoy the Club Level amenities at any time during the event. For more information, contact the Premium Seat Sales department at 301-276-6800 or by e-mail at clubinfo@redskins.com.

Disabled Access

The Redskins and FedExField want to make every guest feel welcome at the stadium. If you or someone you are with has questions about accommodations for disabled fans, you may reach us before, during, or after an event by email at accommodations@redskins.com, by phone at (301) 276-6100, or by visiting any of our Guest Services located near the elevator banks on either side of the stadium (closest to the Bank of America and NRG gates) on every level of the stadium.

Please note that accessible seating and parking is limited, so please call ahead and/or arrive early to ensure availability.

For further information regarding disabled access, please visit <http://www.redskins.com/fedexfield/disabled-access.html>.

EA Players Sports Lounge

The EA Players Sports Lounge is a bar with an outdoor patio on the Club Level at Sections 330-334. Club, Dream Seat, Owner's Club, Suite and Loge ticket holders can enjoy a live band on the patio during the 5th quarter for two hours after every Redskins home game.

STADIUM GUIDE (CONT.)

Elevators

Elevators are located at the NRG Gate (Gate A) and the Bank of America Gate (Gate E) for the convenience of Loge, Suite, and disabled guests. Disabled guests can get an elevator pass for themselves and one companion at any Guest Services booth.

Escalators

The Club Level escalators, located at Section 101 and Section 122, are available to Guests with a Club, Dream Seats, Loge, Suite or Owner's Club ticket. An escalator which accesses the Upper Level only is located between the NRG Gate (Gate A) and Gate B at Section 106 for the convenience of our Upper Level Guests and can be accessed either via the concourse or the turnstiles at the NRG Gate (Gate A). The Upper Level escalator drops Guests off at Section 412.

Family Restrooms

Family restrooms with baby-changing stations are located at the elevator towers at the NRG Gate (Gate A) and the Bank of America Gate (Gate E) on all levels.

Fan Code of Conduct

FedExField is committed to creating a safe, comfortable, and enjoyable experience for all fans, both in the stadium and in the parking lot. We want all fans attending our games to enjoy the experience in a responsible fashion. When attending a game you are required to refrain from the following behaviors:

- *Behavior that is unruly, disruptive, or illegal in nature
- *Intoxication or other signs of alcohol impairment that results in irresponsible behavior
- *Foul or offensive language or obscene gestures
- *Interference with the progress of the game (including throwing objects onto the field)
- *Failing to follow instructions of stadium personnel
- *Verbal or physical harassment of opposing team fans
- *Concealment of prohibited items into the stadium

Event patrons are responsible for their conduct as well as the conduct of their guests and/or persons occupying their seats. Stadium staff will promptly intervene to support an environment where event patrons, their guests, and other fans can enjoy the event free from the above behavior. Event patrons and guests who violate these provisions will be subject to ejection or denied entry into the stadium without refund and potential loss of ticket privileges for future games.

To request assistance or report an unruly fan on gameday please text "SKINS" to 69050 or call 301-276-6100.

Dream Seats

The Dream Seats are located on the field and are accessed via the 100 Level portals. The Dream Seats are Sections 1-42 and correspond with those sections on the 100 Level (i.e. Section 2 on the Dream Seats corresponds with Section 102). Guests with Dream Seats can also access the Club Level. For more information, contact the Premium Seat Sales department at 301-276-6800 or by email at clubinfo@redskins.com.

Fifth Quarter

Guests with Club, Dream Seats, Loge, Suite or Owner's Club tickets can enjoy post-game entertainment in the EA Players Sports Lounge on the Club Level for two (2) hours after the game. For more information, contact the Premium Seat Sales department at 301-276-6800 or by email at clubinfo@redskins.com.

First Aid Stations

First Aid stations are located at the elevator towers at Sections 103 and 125 on the Lower Level, on the Club Level at Sections 303 and 324, and the Upper Level at Sections 403 and 430.

Gates Open

Stadium gates for Redskins games open two (2) hours prior to kickoff. For all other events, gate opening times will vary. Parking lots for Redskins games open four (4) hours prior to kickoff, with the exception of the Red-Zone Lot opening five (5) hours prior to kickoff.

Good Sport (Designated Driver)

Redskins fans are the best around! That's why the Washington Redskins and Bud Light have teamed up to implement the Good Sport program at FedExField- as a thank you to fans who respect the rights of others, drink responsibly and designate a driver at Redskins home games. Fans may sign up to be a Good Sport at any Guest Services Booth inside the stadium. Those who register will win instant rewards and be entered to win two (2) Redskins Prize Packs. Winners will be announced during the game.

Guest Services

Guest Services Booths are located by the elevators at the NRG Gate (Gate A) and the Bank of America Gate (Gate E) on all levels. Guest services staff can assist in making your visit more enjoyable by providing information regarding FedExField and its services.

Hall of Fame Plaza - Corporate Hospitality

The Hall of Fame Plaza is a corporate hospitality area located between the Verizon Gate (Gate D) and the Bank of America Gate (Gate E). Corporate Hospitality packages include tickets, parking, and pre-game food and drink for groups of 25. For more information, contact Corporate Hospitality at hospitality@redskins.com.

Hall of Fame Store

The Redskins Hall of Fame Store is located next to the Gate H on the Lower Level across from Section 141. The Hall of Fame Store is open during the week from 10 a.m.-6 p.m. Monday through Saturday, all year round. On game day the store opens when parking lots open and stays open up to two hours after the game. The store accepts American Express, MasterCard, Visa and Discover. For more information, contact the store at 301-276-6680 or by email at store1@redskins.com.

Hooters™ Club Level Restaurant

Located between sections 314-315, the Hooters Club Level Restaurant opens two hours before kickoff and stays open for two hours after every game. Club, Dream Seats, Owner's Club, Suite and Loge ticket holders can enjoy pre-game shows, NFL highlights and early or late games on one of many flat screen TVs. No reservations required. For a menu and more information, visit our Hooters™ page at <http://www.redskins.com/fedexfield/hooters-club-level.html>.

Lap Passes

All children ages two (2) and under may attend a Redskins game free of charge with a lap pass in lieu of an issued ticket. Lap passes are available at all entrance gates on the day of the game. The child must be present to receive a pass. Children age three (3) and over must have an admission ticket. This policy is subject to change for other events at FedExField.

Levy Restaurants

Levy Restaurants provides all food and beverage service for the Loge, Suite, and Owner's Club Levels. To contact Levy Restaurants, call 301-276-6848.

STADIUM GUIDE (CONT.)

Loge

Located in each end zone on the Upper Suite Level, the Loge provides enclosed seating with private concessions, restrooms, and catering by Levy Restaurants. The Loge seating is located from Loge 318-354 (West Loge) and from Loge 389-425 (East Loge). Guests may access the Loges from any ramp or the elevators located at the NRG Gate (Gate A) and the Bank of America Gate (Gate E). For more information, contact the Suites department at 703-726-7290 or by email at suites@redskins.com.

Lost & Found

If an item is lost at FedExField during an event, please visit the nearest Guest Services Booth. After an event and on non-event days, contact the Lost & Found Department at 301-276-6025 and leave a detailed message including description of the item and the best number to call back.

Lost Children

Parents are encouraged to register their children attending an event at any Guest Services Booth, located at the NRG Gate (Gate A) and the Bank of America Gate (Gate E) on all levels. Children will receive a wristband indicating their seat location. Should a child get lost, they may approach the nearest FedExField representative, usher or uniformed officer for assistance.

Lower Level (“George Preston Marshall Lower Level”)

The Lower Level consists of Sections 101-142 and Sections 201-242 and is a general seating area. Sections numbered in the 100’s and 200’s can be accessed directly from the Main Concourse.

Media (Press)

All media must enter FedExField through the South Field Tunnel below Gate C on event days. Media credentials and Media Will Call can be picked up at the South Field Tunnel entrance four (4) hours prior to kickoff. For more information, please contact the Redskins Public Relations Department at 703-726-7000.

Merchandise

A wide variety of sporting apparel, novelties and GameDay programs are available at novelty stores and tents located throughout FedExField and at the Redskins Hall of Fame Store. Also, visit our Redskins Official Store Locations at FedExField, Montgomery Mall, Dulles Town Center, Tysons Corner Center and Fair Oaks. To purchase official Redskins merchandise online, go to shop.redskins.com.

Metro

You can travel to FedExField via public transportation using the Metro-rail system. Just take the Blue Line to the Morgan Boulevard Metro Station. The Morgan Boulevard Station is located on Garrett Morgan Boulevard and is within 1-mile walking distance to stadium.

For more information, visit the Washington Metropolitan Area Transit Authority web site at www.wmata.com.

MGM National Harbor Club

The MGM National Harbor Club is located on the Club Level between Sections 306-308. Club, Dream Seats, Loge, Suite, and Owner’s Club ticket holders can enjoy the jumbo video wall, our family style Nacho’s Grande platter and a great selection of craft & local beers at our 130 foot full bar.

Owner’s Club - East and West

The Owner’s Club is an area located on the second floor of the NRG Gate (Gate A) side of the building. It is an enclosed area which includes luxury suites and furnished lounges.

Parking and Directions

Visit www.redskins.com/parking to get parking and direction information or find out about public transportation to the stadium.

Premium Seats

For information regarding Club, Dream Seats, or Loge seats, please contact the Premium Seat Sales department at 301-276-6800 or by email at clubinfo@redskins.com.

Premium Seating Re-Entry Access Pass

If you have a ticket for the Club, Loge, Suite or Owner’s Club Levels and wish to visit another seating level of FedExField, please see a FedExField representative at any ramp, escalator or elevator prior to exiting your level to receive a premium seating re-entry access pass. Please hold onto this pass and your original ticket to gain re-entry back to your seating level.

Press Box

The Shirley Povich Press Box is located on the second floor at the NRG Gate (Gate A). The press must use the Press Stairwell to travel between the Field Level and the Press Box, or use the ramp at NRG Gate (Gate A) across from Section 106 to travel from the 100 Level concourse to the Press Box. Only individuals with the proper credentials are admitted into the Press Box.

Prohibited Items

Please see the first section of the Stadium Guide.

Radio and TV Policy

Small portable radios or televisions are permitted provided the volume does not interfere with other Guests’ enjoyment of the event.

Ramps

Code compliant public ramps are available at FedExField. These ramps are located adjacent to the Bank of America, NRG, Verizon gates, and Gate H.

Public elevators are available for guests with mobility issues. If you or someone you are with requires access to an elevator, please have your group visit any Guest Services location to obtain an elevator wristband. FedExField reserves the right to take appropriate legal action against individuals who fraudulently obtain elevator wristbands.

Redskins Charitable Foundation

The Washington Redskins Charitable Foundation is the non-profit foundation of the team and was founded by Redskins owner Daniel M. Snyder in the spring of 2000. The mission of the Foundation is to be the voice that raises awareness of issues influencing youth in the region and to utilize the unique assets of the Washington Redskins organization and its corporate and community partners to achieve measurable results that improve communities. The Washington Redskins Charitable Foundation is a 501(c)(3) non-profit organization. For more information, visit the Charitable Foundation section on Redskins.com.

Re-entry Policy (Stadium)

Once a Guest exits FedExField, there is no re-admission except on a full, unused ticket for that day’s event.

Smoking Policy

Smoking is not permitted in the seating bowls, Lower Level concourse, portals, tunnels or restrooms of FedExField. Guests wishing to smoke may do so in designated smoking areas.

Smoking is also permitted on the Smoking Deck at the elevator tower at

STADIUM GUIDE (CONT.)

the NRG Gate (Gate A) and the Bank of America Gate (Gate E).

Sports Bar

Located on the Club Level, the Sports Bar is a great place to watch the game indoors. The Sports Bar is located at Sections 309-313 on the Club Level.

Stairwells

Stairwells from the Lower Level to the Upper Suite Level are located at the NRG Gate (Gate A) and the Bank of America Gate (Gate E) next to the Club Level escalators. Club, Dream Seats, Loge, Suite, and Owner's Club ticket holders may access the stairwells.

Suites

FedExField's suites are located on the floors between the Club Level and Upper Level. These Suites are divided into the Lower Suite Level (Suites 101 - 242) and the Upper Suite Level (Suites 301 - 317, 356-388 and 427-442). Access to the suites is from any ramp or the elevators located at the NRG Gate (Gate A) and the Bank of America Gate (Gate E).

The Owner's Club Level is divided into the West side (Suites 1-10) and the East side (Suites 1-24) and is located on the second floor at the NRG Gate (Gate A), accessed via the elevators or press stairwell.

Tailgating

Tailgating involves the use of grills, coolers, chairs, tables or other devices that could inhibit pedestrian passage or vehicular access. Activities that do not use any additional space beyond your parking space are permitted. Port-o-lets are provided throughout the parking lot.

In order for all guests to enjoy the tailgating experience, we ask that fans follow these guidelines:

*When parking, park your car in one space only and between the white lines.

*Parking permits are to be used for cars only, not for additional tailgating space or storage.

*Be considerate of other guests' vehicles.

*For the safety of all guests and for emergency vehicle access, please keep all aisles clear.

*Dispose of all trash in proper receptacles.

*Prior to entering FedExField, please extinguish all flames and grills. Ash dumpsters are available throughout the lots for your convenience. Do not place a hot grill in or under any vehicle.

Visit www.redskins.com to download a PDF tipsheet for Guidelines For Safe Tailgate Grilling, courtesy of the Prince George's County (Md.) Fire/EMS Department.

Telephones

Pay phones are located inside FedExField behind Sections 304 and 325. There are no pay phones on the exterior plaza of FedExField.

Ticket Office Information

Visit www.redskins.com for Ticket Office policies and general information, including changes to your account, ticket transfers, and Will Call services.

Touchdown Club

Located in the Hall of Fame Plaza between the Verizon Gate (Gate D) and the Bank of America Gate (Gate E), Touchdown Club memberships feature Lower Level sideline views, pre-game field passes for most home games, away game travel with the Redskins, and a fully catered VIP tailgate with an open bar. Meet Redskin cheerleaders and alumni on game days and enjoy access to the StubHub Club Level, VIP parking and more. View

an informational video on the Touchdown Club on Redskins.com. For additional information, please direct all inquiries via email to Touchdown-Club@Redskins.com.

Upper Level ("Pete Rozelle Upper Level")

The Upper Level is a general seating area numbered from Sections 401-454.

Weapons

Local state and federal law enforcement personnel are no longer allowed to carry firearms in the stadium unless they are on duty at the stadium.

Wi-Fi

Fans in the seating bowl may access the free wireless network. Please see signs around the stadium for login information.

CONTACT INFORMATION:

Address

1600 FedEx Way
Landover, MD 20785

Comments

phone: 301-276-6100 // fax: 301-276-6061
email: WashingtonRedskinsFans@redskins.com

Premium Seat Sales Office

phone: 301-276-6800 // fax: 301-276-6002
email: clubinfo@redskins.com

Stadium Administrative Offices

phone: 301-276-6000

Stadium Lost & Found

phone: 301-276-6025 // fax: 703-726-7291
email: suites@redskins.com

Suite Sales Office

phone: 703-726-7290

Ticket Office

phone: 301-276-6050 // fax: 301-276-6001
email: tickets@redskins.com



REDSKINS PARK



Since 1992, the Washington Redskins have made their home on a picturesque 162 acres of land in Ashburn, Va., where Redskins Park is home to the Gerald S. Snyder Training Facility, the team's year-round headquarters. More than 20 years later, commitments to construction and renovation are helping Redskins Park stay amongst the upper echelon of team training facilities in all of professional sports.

In the summer of 2012, the Redskins and the Commonwealth of Virginia announced plans for \$30 million in renovations to the team's Northern Virginia home. The plan includes financing from both the Commonwealth of Virginia and Loudoun County.

"During the last two years, the Washington Redskins have made significant improvements to modernize FedExField and Redskins Park, ensuring a best-in-class game day experience for our fans and an excellent training environment for our players," said Redskins President Bruce Allen. "We are very pleased to continue our relationship with the Commonwealth of Virginia that my father established 41 years ago. We are proud to call Loudoun County the home of Redskins Park."

In addition, the team officially opened the Redskins Indoor Training Facility in early 2012. The facility stands 96 feet high and houses a 120-yard practice field, complete with hanging uprights and space to accommodate the team's video needs.

"This is going to give us a great opportunity to work when we have some inclement weather," Allen said. "We're trying to find ways to maximize the players' health and efficiency."

The team has called Redskins Park its home since August of 1992, enjoying a private haven away from distractions. The complex features four football fields, strength training and sports medicine facilities, offices and meeting rooms for players, coaches and front office staff, and accommodations for print and broadcast media. The building amasses some 65,000 square feet.

Located in Loudoun County, one of the fastest growing areas in the United States, Redskins Park is tucked away from highways and other of-

ice buildings. The two-story concrete and glass structure looks deceiving in size. Visitors enter a bright, spacious lobby that leads to three carefully groomed natural grass playing fields and an additional artificial turf surface.

The lower level of the building is dedicated to football operations, including player and staff locker rooms, an enhanced strength and conditioning center, the equipment room, athletic training rooms and video studio. The athletic training facilities include an x-ray room and dentist office, in addition to private examining rooms for the medical staff that cares for the team throughout the year. During the 2013 renovations, the Redskins expanded their team kitchen on the lower level, allowing players and staff greater access to top-of-the-line nutritional options. Renovations continued during the 2015 offseason to expand the facility's upper floor.

One side of the upper floor consists of coaches' and personnel offices and a large, 105-seat multipurpose auditorium, used for team meetings, press conferences and video sessions. The other side of the building houses offices for the club's accounting, marketing, public relations and administrative offices. The public area of the building consists of large hallways, high ceilings with natural lighting and numerous trophy cases displaying the team's rich history and tradition.

A studio was completed in the rear of the building in 2005. The glassed studio, which houses the Redskins Broadcast Network including *Redskins Nation* broadcasts, overlooks the facility's practice fields.

In 2005, an additional building adjacent to the main facility was constructed housing the Redskins Charitable Foundation, information technology and retail departments, as well as the Media Workroom. The Workroom includes work stations, wireless internet, high-definition flat screen televisions, men's and women's restrooms, and a kitchen featuring a full-size refrigerator/freezer, soda machine, microwave, water cooler, coffee maker and storage cabinets.

(Indoor Training Facility Photo -- US Presswire)



TRAINING CAMP

The Washington Redskins will hold their 2015 Washington Redskins Training Camp beginning on Thursday, July 30. The schedule features a total of 23 public on-field sessions available to fans, highlighted by joint practices with the Houston Texans on Aug. 6-8 and Fan Appreciation Day on Saturday, Aug. 15.

The team will return to its state-of-the-art Bon Secours Washington Redskins Training Center, featuring two full-size natural grass fields, a natural grass drill field, spectator areas, locker rooms and a high-tech training room. The Bon Secours Virginia Health System ensures the facility serves as a valuable year-round resource for the community when camp is not in session. The facility serves as a full-service sports medicine rehabilitation and men's health center on the property throughout the year, in addition to offering men's health, fitness and education programs. The facility is also home to *movin' mania*, Bon Secours' healthy kids initiative.

Training camp is an annual ritual in the NFL, an opportunity for fans from all over the country to come see their favorite Redskins players in action on the practice field, and get a first glimpse of the newly signed free

agents and draft picks.

Announced practices are open to fans, free of charge, including joint practices on Aug. 6-8 and Fan Appreciation Day on Saturday, Aug. 15. Visitors are encouraged to bring lawn chairs or blankets, as they will be able to sit along the hill overlooking the playing fields. After each practice, fans will have the opportunity to gather autographs and take photos of their favorite players as they walk off the field to the locker rooms.

Credentialed media will have additional access to the players and practice areas, and can coordinate interviews through the Redskins Public Relations Department. All media attending Redskins Training Camp must obtain credentials to gain access to the grounds. For information about credential policies and procedures, media members should contact Alexia Grevious at greviousa@redskins.com.

Detailed training camp practice schedules and more information about the Bon Secours Washington Redskins Training Center can be found by visiting www.redskins.com/trainingcamp.



TRAINING CAMP LOCATIONS

Bon Secours Washington Redskins Training Center (Richmond, Va.)	2013-15
Redskins Park (Ashburn, Va.)	2003-12
Dickinson College (Carlisle, Pa.)	2001-02
Redskins Park (Ashburn, Va.)	2000
Frostburg State (Frostburg, Md.)	1995-99
Dickinson College (Carlisle, Pa.)	1963-94
Occidental College (Los Angeles, Calif.)	1946-62
Georgetown University (Washington, D.C.)	1945
Balboa Park (San Diego, Calif.)	1943-44
Brown Military Academy (San Diego, Calif.)	1941-42
Wandermere Resort (Spokane, Wash.)	1940
Eastern Washington University (Cheney, Wash.)	1939
Ballston Stadium (Arlington, Va.)	1938
Anacostia Park (Washington, D.C.)	1937
Municipal Field (Framingham, Mass.)	1936
Country Club (Waltham, Mass.)	1935
Rosebud Gardens (Wayland, Mass.)	1934
Northwestern University (Evanston, Ill.)	1933
City Stadium (Lynn, Mass.)	1932

TRAINING CAMP F.A.Q.

What is training camp?

Training camp is an annual ritual in the NFL, an opportunity for fans from all over the country to come see their favorite Redskins players in action on the practice field and get a first glimpse of the newly signed free agents and draft picks. Camp features several practices open to the public highlighted by Fan Appreciation Day.

Where is the Washington Redskins training camp?

The Washington Redskins will kick off the 2015 Training Camp at the world-class Bon Secours Washington Redskins Training Center in Richmond, Va. (2401 West Leigh Street, Richmond, Va. 23220).

What is the official name of the training center?

The official name of the Redskins training facility located in Richmond is the Bon Secours Washington Redskins Training Center.

Can I find the Bon Secours Washington Redskins Training Center logo?

To download logos and photos of the Bon Secours Washington Redskins Training Center, please visit www.redskins.com.

What are some of the Bon Secours Washington Redskins Training Center's features?

The state-of-the-art training center will feature two full-size natural grass fields, a natural grass drill field, spectator areas, locker rooms and a high-tech training room. The Bon Secours Virginia Health System ensures the facility serves as a valuable year-round resource for the community when camp is not in session. They operate the facility as a full-service sports medicine rehabilitation and men's health center on the property throughout the year, in addition to offering men's health, fitness and education programs. The facility is also home to movin' mania, Bon Secours' healthy kids initiative.

The Bon Secours Washington Redskins Training Center also includes a city park with a three-tier outdoor amphitheater and walking trails to enhance the benefits for residents as well as camp attendees.

The Training Center features *movin' mania*, Bon Secours' healthy kids initiative. For more information on the Bon Secours Washington Redskins Training Center, visit www.redskins.com/trainingcamp.

What does the Bon Secours Washington Redskins Training Center provide the surrounding community outside of the three-week training camp?

When the Washington Redskins are not conducting Training Camp at the site, Bon Secours Virginia Health System operates a full-service sports medicine and men's health center on the property. The City of Richmond has developed field utilization plans to ensure the facility is available for a variety of sporting events and other activities throughout the year. The fields are available for youth programming, tournaments and other uses that generate revenue and positive exposure for the City of Richmond when camp is not in session.

The Bon Secours Washington Redskins Training Center includes a city park with a three-tier outdoor amphitheater and walking trails to enhance the benefits for residents as well as camp attendees.

Bon Secours brings health-care services and educational programs to Richmond's underserved areas surrounding the facility, furthering the health system's long-established Healthy Communities initiative. Healthy Communities focuses activity in Richmond's East End and Church Hill neighborhoods and will now include communities around Leigh Street.

What is the team's 2015 training camp schedule?

Training camp begins on Thursday, July 30. A complete list of practice dates and time can be found on www.redskins.com/trainingcamp. The schedule is subject to change, so please check either website for the most up to date information on practice times, special events and giveaways.

Is there an admission fee?

Admission to training camp is free for all fans. Redskins fans are encouraged to fill out their free Washington Redskins Training Camp Fan Invitation, which will be available on www.redskins.com/trainingcamp. Fans should print out the invitation and bring it with them when they visit the Bon Secours Washington Redskins Training Center.

Where should fans park?

The City of Richmond will offer a variety of parking options for Redskins fans during training camp. All fees are flat rates for the day (with no in-out service). Available parking lots provided by the City of Richmond can be found by visiting www.redskins.com/trainingcamp.

Can I get player and coach autographs during camp?

Following practice, Redskins players and coaches will be made available to sign autographs and take pictures with fans, schedules permitting. There is no guarantee that you will have an opportunity to receive autographs during training camp. The Washington Redskins Cheerleaders will also be making appearances and signing autographs during training camp.

Can I take photos of the players and coaches during training camp practices?

Yes, however Redskins staff may request at any time that you cease using those devices.

Where can I buy Redskins merchandise at training camp?

The Redskins Team Store will have a tent onsite and will be the source for all the newest Redskins merchandise such as jerseys, hats, men's apparel, women's apparel, youth apparel, training camp gear, souvenirs and more.

Are food and beverages available at training camp?

Yes, there is a variety of food and non-alcoholic beverages that will be available for purchase on site.

Can I bring a cooler to training camp?

Outside beverages and food are allowed on the Bon Secours Washington Redskins Training Center premises. However, a variety of snacks and beverages from vendors on site will be available for purchase. Alcoholic beverages are not allowed.

Can I bring my pet to training camp?

No, pets are not permitted at the Bon Secours Washington Redskins Training Center (except for certified guide dogs assisting disabled guests).

Is seating provided for fans at training camp?

There will be no bleachers on-site; however, fans can watch practice from the three-tier outdoor amphitheater which is one of the numerous amenities fans can enjoy. Fans are encouraged to bring lawn chairs or blankets to sit on during practice, overlooking the practice fields. Bon Secours Washington Redskins Training Center's visitors can walk around designated areas outside the practice fields to watch their favorite players.

TRAINING CAMP F.A.Q.

What activities are offered at training camp?

In addition to the opportunity to watch practice, the Redskins will offer special events, giveaways and other unique fan experience destinations. Fans can also enjoy various interactive tents and purchase their favorite Redskins merchandise at the Redskins Team Store tent.

Is there an age limit for training camp attendees?

Training camp is open to children and adults of all ages. From Play 60 youth fitness obstacle courses and various interactive tents to special events, giveaways and other unique fan experience destinations, there are exciting opportunities for Redskins fans of all ages.

Are there special activities for kids at training camp?

The Redskins Kids Club will be on site and will have numerous activities and Play 60 youth fitness stations for children. For more information on Redskins training camp Kids Club events, please visit www.redskinskidclub.com.

Are there any WOW (Women of the Washington Redskins – the team’s official women’s fan club) events during training camp?

WOW, the Redskins official women’s club, will be on site and will have numerous events, giveaways and activities specially geared toward female fans. For more information on Redskins training camp WOW events, please visit www.wowredskins.com.

Where are the restrooms located at training camp?

Restrooms are located outside the Bon Secours Washington Redskins Training Center facility at various locations surrounding the complex.

What is security like at training camp?

For security purposes, all visitors and bags entering the Bon Secours Washington Redskins Training Center’s grounds are subject to search by team security.

Are any items prohibited from camp?

The following items are prohibited at Bon Secours Washington Redskins Training Center: alcohol and illegal drugs, weapons, firearms, glass bottles, video cameras and animals (except for certified guide dogs assisting disabled guests).

What if there is inclement weather?

In the event of inclement weather during a practice session open to the public, practice will close for the day. For up-to-the-minute information on weather issues that could interrupt practice, visit www.redskins.com/trainingcamp.

Will emergency services be at training camp?

In the case of an emergency, the Washington Redskins will have Emergency Medical Service technicians on the premises during all practices. Should an emergency arise, please inform security staff located throughout the Washington Redskins Bon Secours Training Center.

Directions to the Bon Secours Washington Redskins Training Center:

From the North:

Take I-95 South
Take exit 78 for Boulevard
Head to the right off the exit
Turn Left onto Moore Street
Continue onto Leigh Street
Turn Right onto DMV Drive to enter parking lot

From the South:

Take I-94 North
Take exit 78 for Boulevard
Head Left off the exit
Turn Left onto Hermitage Road
Turn Right onto Leigh Street
Turn Left onto DMV Drive to enter parking lot

From the East:

Take I-64 West
Take exit 78 for Boulevard
Keep left at the fork, follow signs for VA-161 S
Turn left onto Hermitage Road
Turn Right onto Leigh Street
Turn Left onto DMV Drive to enter parking lot

From the West:

Take I-64 East
Take exit 78 for Boulevard
Keep right at the fork, follow signs for VA-161 S
Continue on Boulevard
Turn Left onto Moore Street
Continue onto Leigh Street
Turn Right onto DMV Drive to enter parking lot

Where do I get more Redskins training camp information?

For more information on the Bon Secours Washington Redskins Training Center, please visit www.redskins.com/trainingcamp. For additional up-to-the-minute information, follow the Redskins on Twitter at @Redskins or on Facebook at [Facebook.com/redskins](https://www.facebook.com/redskins).



THE GAMEDAY EXPERIENCE

WASHINGTON REDSKINS MARCHING BAND


The Washington Redskins Marching Band has led sellout crowds in stirring renditions of the team's fight song, "Hail to the Redskins," for generations. The Redskins Marching Band celebrated its 75th anniversary in 2012, having entertained Redskins fans at home games from Griffith Stadium to RFK Stadium to FedExField.

The all-volunteer ensemble formed in 1937, when George Preston Marshall brought the team from Boston to Washington D.C. with the goal of entertaining fans from the moment they walked into the stadium until the time they exited.

For more than three quarters of a century, the Marching Band has taken great pleasure in entertaining fans with their pre-game and halftime shows.

Over the years, the group has marched between train stations and stadiums before notable games, down Broadway before a New York Giants game in the early 1960s, and around the concourse of Tampa Stadium during Super Bowl XVIII.

"Hail to the Redskins" made its debut as the official fight song of the Washington Redskins on Aug. 17, 1938. The song was written by renowned band leader Barnee Breeskin and the lyrics were penned by Hollywood movie star Corinne Griffith, Marshall's wife.



HAIL TO THE REDSKINS

*"Hail to the Redskins!
Hail Victory!
Braves on the warpath,
Fight for old D.C.!"*

*Run or pass and score,
we want a lot more.
Beat 'em, swamp 'em, touchdown,
let the points soar!*

*Fight on, fight on,
'til you have won,
Sons of Wash-ing-ton! (Rah! Rah! Rah!)"*



THE GAMEDAY EXPERIENCE

RING OF FAME

Hanging on the inside facade of FedExField are some of the most hallowed names in Redskins history. The names, encircling the playing field from above, pay tribute to 46 members of the organization whose contributions still resonate and reverberate through franchise history.

The Redskins Ring of Fame added its 46th member in 2014, inducting former quarterback Mark Rypien during halftime of the team's Alumni Homecoming Weekend win against the Tennessee Titans.

Originally selected by the Redskins out of Washington State in the sixth round (146th overall) of the 1986 NFL Draft, Rypien spent eight seasons in Washington from 1986-93, appearing in 77 games with 72 starts for the Redskins and completing 1,244-of-2,207 passes for 15,928 yards with 101 touchdowns and a passer rating of 80.2.

Rypien most notably led the Redskins to victory in Super Bowl XXVI, securing Super Bowl MVP honors for a performance in which he completed 18-of-33 passes for 292 yards with two touchdowns. Rypien helped the Redskins to a 24-0 third quarter lead en route to a 37-24 win against the Buffalo Bills, giving Washington its fifth world championship and third Super Bowl title in franchise history.

"Last night and throughout this day today, I get to honor those that I played with," Rypien said during the induction ceremony. "A piece of every one of those players is up there with me along with the 56,000 fans at RFK Stadium that cheered us to a Super Bowl and greatness. And to that, I say Hail To The Redskins!"

Beyond his efforts on the field, Rypien, a native of Calgary, Alberta, founded The Mark Rypien Foundation after losing his three-year-old son, Andrew, to cancer. In the wake of his difficult personal experiences, the Rypien Foundation was created with a commitment to provide hope for families battling childhood cancer in his home region of Spokane, Wash. Each year the foundation raises and provides funding to support unique programs and projects that help address the needs of children with cancer and foster a powerful healing environment for child cancer patients.

The announcement of Rypien's induction at the team's annual Welcome Home Luncheon came on the 16th anniversary of Andrew's passing.

"As excited as I am, it's a difficult day for me," he said. "So thank you from the bottom of my heart for picking my spirits up and I'll remember this day forever."



President Bruce Allen (left) and the Washington Redskins honored Mark Rypien (right) as the 46th member of the team's Ring of Fame during a halftime induction ceremony on Oct. 19, 2014.

REDSKINS RING OF FAME

George Allen	Head Coach, 1971-77
Cliff Battles	Running Back, 1932-37
Sammy Baugh	Quarterback, 1937-52
Gene Brito	Defensive End, 1951-53, 1955-58
Larry Brown	Running Back, 1969-76
Dave Butz	Defensive Tackle, 1975-88
Gary Clark	Wide Receiver, 1985-92
Jack Kent Cooke	Owner, 1961-97
Bill Dudley	Running Back, 1950-51, 1953
Wayne Curry	P.G. County Executive, 1994-2002
Pat Fischer	Cornerback, 1968-77
Joe Gibbs	Head Coach, 1981-92, 2004-07
Darrell Green	Cornerback, 1983-2002
Russ Grimm	Guard, 1981-91
Chris Hanburger	Linebacker, 1965-78
Ken Harvey	Linebacker, 1994-98
Len Hauss	Center, 1964-77
Phil Hochberg	P.A. Announcer, 1963-2000
Ken Houston	Safety, 1973-80
Sam Huff	Linebacker, 1964-67 / 1969
Joe Jacoby	Tackle/Guard, 1981-93
Dick James	Running Back, 1956-63
Sonny Jurgensen	Quarterback, 1964-74
Charlie Justice	Running Back, 1950, 1952-54
Billy Kilmer	Quarterback, 1971-78
Eddie LeBaron	Quarterback, 1952-53, 1955-59
Vince Lombardi	Head Coach, 1969
Dexter Manley	Defensive End, 1981-89
Charles Mann	Defensive End, 1983-93
George Preston Marshall	Team Founder, 1932-69
Wayne Millner	End, 1936-41, 1945
Bobby Mitchell	Flanker, 1962-68
Brian Mitchell	Running Back, 1990-99
Art Monk	Wide Receiver, 1980-1993
Mark Moseley	Kicker, 1974-86
Brig Owens	Defensive Back, 1966-77
Richie Petitbon.....	Safety, 1971-72, Coach, 1978-93
Vince Promuto	Guard, 1960-70
John Riggins	Running Back, 1976-79, 1981-85
Mark Rypien.....	Quarterback, 1986-93
Jerry Smith	Tight End, 1965-77
Charley Taylor	Wide Receiver, 1964-77
Sean Taylor	Safety, 2004-07
Joe Theismann	Quarterback, 1974-85
Lamar "Bubba" Tyer	Athletic Trainer, 1971-2002, 2004-08
Doug Williams	Quarterback, 1986-89



Meet The Captains



Rachel

Charo

Maigan

Maya

The "First Ladies of Football" have an exciting 2015 season ahead.

The most beautiful, talented and entertaining performers in professional sports just got even better!



This year Charo, Maigan, Maya and Rachel will be the four ladies heading up the Redskins Cheerleaders as line captains. The team added 14 new faces and created brand new signature uniforms. They also created the most unique and cutting-edge swimsuit calendar since production began 18 years ago. For field and stage, they added new sections to the already popular Variety Show, and have been rehearsing since April to bring the best performances to FedExField. You will be entertained by the world's most elite group who not only support the team, but also live, work and attend school in the Washington D.C. metro area. These educated women always find time to mentor youth in the area as well as volunteer to travel overseas to entertain our military men, women and families.



First Ladies of Football

50th Armed Forces Tour



This year marks the 53rd Anniversary of the Washington Redskins Cheerleaders!

**ARMED
FORCES
ENTERTAINMENT®**

They are the longest running NFL Cheerleading team in history!


This Fall The Cheerleaders will embark on their 50th overseas Military Appreciation tour with Armed Forces Entertainment. In July 1999, the Washington Redskins Cheerleaders took the world stage for the first time since 1984 and went on their first Armed Forces Entertainment (AFE) Tour to the Balkans. That trip was their opportunity to be the first entertainers to perform for troops in Kosovo just weeks after the war ended. Since that time they have regularly traveled to entertain the men and women of the U.S. Armed Forces in over 45 countries. While on tour, the Cheerleaders are able to meet thousands of troops and perform their entertaining Variety Show. The Variety Show is a 90-minute, 12-section, fully-costumed theatrical showcase and "Variety" is exactly what this show is: themed sections of rock, country, hip hop and Broadway songs. In 2007 the Variety Show included a new section "A Tribute to our Troops," with a complete replica uniform from the Army, Navy, Air Force, Coast Guard and Marines. In April 2008, 12 cheerleaders and two team choreographers traveled to Bangalore, India helping to bridge two cultures by creating the first ever Cheerleading squad in the country. The Redskins Cheerleaders traveled to Hong Kong, China, in January 2009 and 2014, to help celebrate the Chinese New Year.

To learn about upcoming First Ladies of Football appearances, visit www.redskins.com/cheerleaders/appearances.

2015 CHEERLEADERS




ADRIANA
5TH YEAR



ANNIE
2ND YEAR



AURA
ROOKIE



CAITLIN
ROOKIE



CHANTELLE
3RD YEAR




CHARO
5TH YEAR



CHELSEA
2ND YEAR




CHLOE
ROOKIE




CHRISTA
4TH YEAR



ERIKA
ROOKIE



FELICIA
ROOKIE




HEATHER
2ND YEAR



JACKIE
ROOKIE



JACLYN
ROOKIE




JADE
2ND YEAR




JADE K.
ROOKIE



JAVAI
ROOKIE



JENNIFER
2ND YEAR




JORDYN
2ND YEAR



KELLIE
ROOKIE




KIRSTEN
2ND YEAR



LATASHA
3RD YEAR




LEE
3RD YEAR



LONDON
2ND YEAR



MADISON
4TH YEAR




MAIGAN
5TH YEAR



MASAKO
3RD YEAR




MAYA
5TH YEAR




MEAG
2ND YEAR



MORGAN
3RD YEAR



RACHEL K.
3RD YEAR



RACHEL R.
4TH YEAR




STEPHANIE H.
ROOKIE




STEPHANIE R.
ROOKIE



TARYN Q.
2ND YEAR



TARYN W.
2ND YEAR



TAYLOR
ROOKIE



TEDI
3RD YEAR



TOONEE
ROOKIE

REDSKINS RADIO NETWORK

Live broadcasts of Washington Redskins games can be heard in the Washington, D.C. area on ESPN980 (980 AM, 92.7FM and 94.3FM). ESPN980 serves as the home of the Washington Redskins all season long.

Redskins fans are invited to join Pro Football Hall of Famer Sonny Jurgensen and Redskin greats Chris Cooley and Doc Walker for all the analysis as Larry Michael calls the action throughout the season.

The Washington Redskins Radio network provides wall-to-wall coverage with an information-packed pre-game show, halftime analysis with former Redskins great Brian Mitchell, a recap driven post game show and all the play-by-play in-game action.

The games can be heard online on ESPN 980, Home of the Redskins. Outside of the Washington, D.C., metropolitan area, the Redskins Radio Broadcast Network covers six states: Virginia, Maryland, North Carolina, South Carolina, Texas and West Virginia.



The screenshot shows the ESPN 980 website interface. It includes a 'COMBINE' promotion for the Redskins game on July 12th at Redskins Park, presented by comparenow. There are sections for 'ON-AIR NOW' featuring Doc Walker and Brian Mitchell, 'LISTEN LIVE' with a phone number (832-999-1980), and 'TOP FEATURED' audio clips from Orioles and Tony Kornheiser. A sidebar advertisement for Ackerman Real Security offers a free trial for home security monitoring.



RADIO AFFILIATES

Flagship Station	Call Letters	Frequency
Washington, D.C. Area	WTEM-AM	980
Maryland		
Prince Frederick	WWXT-FM	92.7
Hagerstown/Frederick	WWEG-FM	106.9
Cumberland	WCBC-AM	1270
MD and DE Beaches	WGBG-FM	98.5
MD and DE Beaches	WKHI-FM	107.7
North Carolina		
Raleigh	WAUG-AM	750
New Bern	WWNB-AM	1490
New Bern	WWNB-FM	103.9
Winterville	WECU-AM	1570
Gastonia	WGNC-AM	1450
Weldon	WSMY-AM	1400
Nags Head	WOBX-FM	98.1
South Carolina		
Conway	WJXY-FM	93.9
Georgetown	WXJY-FM	93.7
Texas		
Waco	KRZI-AM	1660
Waco	KRZI-FM	99.1
Virginia		
Richmond	WXGI-AM	950
Richmond	WZEZ-FM	100.5
Norfolk	WXTG-FM	102.1
Warrenton	WWXX-FM	94.3
Roanoke	WFIR-AM	960
Front Royal	WFQX-FM	99.3
Gloucester	WXGM-FM	99.1
Tappahannock	WRAR-FM	105.5
Staunton	WKDW-AM	900
Waynesboro	WKCI-AM	970
Fredericksburg	WGRQ-FM	95.9
Charlottesville	WKAV-AM	1400
Charlottesville	WCHV-AM*	1260
Harrisonburg	WSVA-AM	550
Lynchburg	WBRG-AM	1050
Lynchburg	WBRG-FM	104.5
Lynchburg	WLVA-AM*	580
Lynchburg	WLVA-FM*	94.1
Martinsville	WMVA-AM	1450
West Virginia		
Martinsburg	WRNR-AM	740
Fisher	WELD-AM	690

*in case of conflict

REDSKINS RADIO PERSONALITIES

Featuring a Pro Football Hall of Fame quarterback, two of the organization's most beloved tight ends and the team's broadcast voice, the Washington Redskins Radio Network is home to more than 100 combined years of professional broadcasting experience. Now entering their 12th season sharing the booth, play-by-play announcer Larry Michael will once again join Hall of Famer Sonny Jurgensen on the call. For the third straight season, the duo will be joined Redskins great Chris Cooley. Rick "Doc" Walker will be in his eighth season as the team's sideline reporter.

Larry Michael is the "Voice of the Washington Redskins." He also hosts *Redskins Nation* on a daily basis on Comcast SportsNet as well as *The Redskins Coach's Show with Jay Gruden* on NBC-4. He is a 10-time Emmy Award Winner who currently serves as the team's Senior Vice President and Executive Producer of Media. His responsibilities also include production of all video content for Redskins.com TV, as well as production of all Redskins Broadcast Network television shows and broadcasts.

Michael's recent hosting duties have also included WRC's *Inside the Redskins* and WTTG's *Redskins Game Time*. Michael has also showcased his vocal talent away from football, working as a part of HBO's *Boxing Beat* (1997-2003), Comcast SportsNet's *Ballroom Boxing* (1996-2006), as well as serving as the voice of the George Washington Colonials and as a play-by-play announcer for Westwood One. His resume includes eight Olympic Games, 21 U.S. Open Golf Championships, 12 Masters Tournaments and 12 Super Bowls.



Michael is active in area charities, including the Leukemia and Lymphoma Society, and serves as a member of the Board of Trustees for the Joe Gibbs Youth for Tomorrow Youth Home. A legend on the field and a legend in the booth, **Sonny Jurgensen** has been a part of the Washington Redskins family since 1964. Now entering his 35th season as the team's color analyst, he has called more than 600 games since 1981. Combining his tenures as a broadcaster and a player, Jurgensen has been involved in more than 800 games — including preseason and postseason — as part of the Redskins organization.

Jurgensen played 11 of his 18 NFL seasons in the burgundy and gold, ultimately earning induction into the Pro Football Hall of Fame in 1983. He currently shares the NFL record for most seasons leading the league in passing yards gained (five) and longest pass completion (99 yards against Chicago on Sept. 15, 1968). A five-time Pro Bowl selection, he is the highest-rated passer among qualified players in Redskins history (85.0), and holds team records for most 300-yard passing games (15), most touchdown passes in a season (31 in 1967) and most consecutive games with a touchdown pass (23).

Jurgensen won five passing titles in his career as the NFL's passing yardage leader. He continues to be regarded as one of the best pure passers in the history of the game, as legendary coach Vince Lombardi once called him "the best I have seen." His name resides in the Redskins Ring of Fame, and he was chosen as one of the 70 Greatest Redskins as part of the team's 70th anniversary in 2002, later expanded to the 80 Greatest Redskins during the team's 80th Anniversary celebration in 2012.

Now in his third season as part of the Redskins Radio Network is former Redskins great **Chris Cooley**. Selected by the Redskins in the third round of the 2004 NFL Draft, Cooley spent nine seasons in Washington from 2004-12. In that time, he became the most prolific tight end in team history, recording 429 receptions, surpassing the great Jerry Smith for the most receptions by a tight end in Redskins annals (421). For his career, Cooley appeared in 117 NFL games with 103 starts, all with the Redskins, gaining 4,711 receiving yards on 429 receptions with 33 receiving touchdowns.

The affable two-time Pro Bowler made three playoff appearances with the Redskins, starting all 16 regular season games during their 2005 and 2007 playoff campaigns and playing in nine games as Washington rattled off seven consecutive victories to secure an NFC East title to close the 2012 season.



Following his retirement from football, Cooley joined ESPN 980 during the 2013 offseason. In addition to his duties for game broadcasts, Cooley serves as co-host of "The Drive with Cooley and Czabe," which airs in drive time each weekday from 4-7 p.m. The former art major at Utah State is also an avid pottery enthusiast and owns The Cooley Gallery in Leesburg, Va.

Serving as the broadcasts' sideline reporter is **Rick "Doc" Walker**, whose name is synonymous with the "Fun Bunch," the "Hogs," and other pieces of Redskins lore. In addition to sideline reporting for radio broadcasts, Walker co-hosts *Inside the Locker Room* on ESPN 980 and hosts *Doc Walker's ProView* on MASN. His broadcast work past and present also includes college football analysis for ESPN, the Big East Network, Prime and Raycom Sports.

Walker appeared in 88 games with 55 starts in his seven-year playing career as a Redskin. His stat line with the team includes 56 receptions for 520 yards and six touchdowns from 1980-85. He helped the Redskins defeat the Miami Dolphins in Super Bowl XVII at the Rose Bowl in Pasadena, Calif., the same stadium in which he played college ball as a UCLA Bruin. Walker caught one pass for 27 yards and ran once for six yards in the Redskins' 27-17 Super Bowl victory.

On top of his broadcast duties, Walker is now an in-demand motivational speaker and hosts an annual golf tournament to help fight Alzheimer's.

REDSKINS BROADCAST NETWORK

The Emmy-Award-Winning Redskins Broadcast Network is the TV and Radio production department of the team. The content delivered by RBN includes preseason game broadcasts on NBC4 and Comcast SportsNet. In addition, RBN produces seven original TV shows each season, broadcast in the Washington, D.C. region:

* *The Redskins Coach's Show with Jay Gruden* on NBC4, where the Redskins' Head Coach breaks it down each week.

* *Redskins Chronicles* on NBC4, an in-depth look at an element of the team's history – told by some of the franchise's all-time great alumni.

* *Inside the Redskins* on NBC4, which includes all things Redskins including highlights, interviews and features on the team.

* *Redskins Game Time* on FOX 5, gets you set for kickoff each Sunday as the team is ready for Game Time.

* *Redskins Late Night* on NBC4, a fun-filled look at the team with player interviews and features.



* *Redskins Final* on NBC4, which wraps up the action each Sunday after Sunday Night Football.

* *Monday Morning Redskins Roundup* on CSN, airing the day after each Redskins game with analysis and highlights.



In addition, RBN and Comcast SportsNet produce *Redskins Nation*, which airs 365 days a year and features exclusive interviews and videos from Redskins Park in an effort to provide complete and immediate news and information to Redskins fans.

The Executive Producer of RBN is Larry Michael, the Voice of the Washington Redskins. His staff includes RBN veterans Charlie Broyhill, Coordinating Producer; Alex Diamond, Manager of Video Production; Luke LeSourd, Senior Producer; Jennifer Allshouse, Producer; and Darryl Johnson, Digital Media Producer. From the sideline to the locker room, Redskins Broadcast Network goes where no other media outlet can go, for the real story on the Washington Redskins, 365 days a year!



REDSKINS ONLINE

Redskins.com is your leading source for breaking news and complete coverage of everything Redskins. The Washington Redskins official team website provides fans and media with all of the latest news, features, photo galleries and statistics involving the Redskins and FedExField.

Redskins.com offers exclusive behind-the-scenes access, interviews with players, coaches, and team officials, an updated roster and depth chart, weekly game previews, a comprehensive history section and a section devoted to the Redskins Cheerleaders. Fans can also sign up for the Season Ticket Waiting List online and weekly e-newsletters, as well as register for team events, such as training camp.

In the Redskins Official Online Store, fans from near and far can shop for the latest team merchandise, from team jerseys and caps to Redskins card tables and chairs. Fans from all over the world can chat about the team on ExtremeSkins.com, a fan forum part of Redskins.com.

The Redskins have also been at the forefront of professional sports' charge into various social media platforms, in the process providing fans unprecedented access and insight into the lives and thoughts of their favorite Redskins players.


The Redskins became the first NFL team to work with Reddit to host a series of Reddit AMAs ("Ask Me Anything" chats) in 2012 and have continued to have players engage Redditors throughout the year. Pro Bowlers Ryan Kerrigan and running back Alfred Morris are among the many Redskins players to have welcomed fan questions on Reddit and other platforms.

The organization has also provided fans with access to Redskins personalities through the use of Google+. The team became one of the first professional sports franchises to host a Google+ hangout with active players in the spring of 2012, as quarterback Robert Griffin III chatted with fans via webcam at the team's annual Draft Day Party. In the 2014 offseason, fullback Darrel Young and wide receiver Pierre Garçon hosted a hangout specifically for members of the United States military as part of Military Appreciation Month.

The team's official Twitter account (@Redskins) provides up-to-the-minute updates, breaking personnel news, links to Redskins.com content and highlighted quotes from Redskins press conferences. The account, in conjunction with the team's Instagram (@Redskins) and Snapchat ("RedskinsSnap") accounts, offers fans a glimpse behind-the-scenes, including exclusive content at the NFL Draft, going inside the locker room on game day, and featured sneak peeks of the Washington Redskins Cheerleaders' annual photo shoots. The Redskins' Facebook page (Facebook.com/Redskins) gives fans a chance to sound off about their favorite players, vote in polls, see exclusive photos and win prizes.



PUBLIC RELATIONS



TONY WYLLIE

SENIOR VICE PRESIDENT,
COMMUNICATIONS

23RD NFL SEASON // 6TH WITH REDSKINS

Contact Wyllie for:

- » Official team comment
- » Inquiries related to Daniel M. Snyder
- » Interview requests for Bruce Allen, Scot McCloughan & Jay Gruden
- » Interview requests for Robert Griffin III

703-726-7135 // wylliet@redskins.com

Senior Vice President Tony Wyllie enters his sixth season with the Redskins in 2015 in the midst of his third decade of NFL service as a decorated communications professional.

He serves as an advisor to the principal owner on all issues related to public perception of the franchise. He shapes and molds the team image through all public contacts and publicity generation, serves as liaison between team and local and national media, oversees coordination of all interviews and serves as team spokesman.


Wyllie and his staffs have earned the Pete Rozelle Award, presented annually by Pro Football Writers of America to the best NFL public relations staff, five times during his career. He is the only executive in the NFL to have won the award with three different teams.

He has previously worked as an Assistant Director of Public Relations for the St. Louis Rams (1994-98), the Director of Public Relations for the Tennessee Titans (1998-2000), and Vice President of Communications for the Houston Texans (2000-10). The Brooklyn native began his NFL career as a game day intern with the Houston Oilers in 1991 before working as a summer intern with the San Diego Chargers PR department in 1992. He spent 1993 as an intern in the PR department with the Dallas Cowboys. Wyllie has helped promote 10 Pro Football Hall of Famers in his career.

Wyllie worked three years in the sports information department of Texas Southern University, where he received his degree in journalism. Wyllie received TSU's "Distinguished Alumnus" award in 2004, and in December 2013, delivered a commencement address at the university. He also earned an MBA from the Jones School of Business at Rice University.

In Houston, Wyllie served on numerous Boards of Directors including the Ensemble Theatre in Houston, the March of Dimes, and the Management Leadership for Tomorrow-Houston, John P. McGovern Museum of Health & Medical Science, the Houston Texans YMCA and the Touchdown Club of Houston. He is currently on the board at County Christian School in Ashburn, Va.

He and his wife, Natasha, are parents of son James Anthony and daughter Toni Simone. The family resides in Northern Virginia.



ROSS TAYLOR

DIRECTOR OF
COMMUNICATIONS

5TH NFL SEASON // 5TH WITH REDSKINS

Contact Taylor for:

- » Interview requests for Joe Barry and Sean McVay
- » Interview requests for position coaches
- » Media guide information
- » Historical research inquiries

703-726-7368 // taylorr@redskins.com

Ross Taylor is entering his fifth NFL season and his fifth with the Redskins' public relations staff in 2015. The Redskins promoted Taylor to Director of Communications during the 2015 offseason after he spent four years in various public relations capacities for the team across the 2011-14 seasons.

Taylor is responsible for football publicity efforts relating to the editing and design of media materials, including game releases, digital media guides, event releases, game notes, season in reviews, daily transcripts and more. He also serves as a liaison between the organization and members of the media, assists in shaping organizational messaging, and provides research expertise to football operations.

In addition, Taylor has twice been part of a select group chosen by the NFL to provide PR assistance on the league's behalf during NFC Championship weeks in 2013 and 2015.

Taylor first joined the Redskins as a public relations intern during the summer of 2010. He joined the team on a full-time basis directly following the conclusion of the NFL lockout in July 2011. Throughout his first three NFL seasons, he provided statistical research expertise to former Executive Vice President/Head Coach Mike Shanahan and football operations staff from 2011-13.

His background includes an internship with The Dallas Morning News in which he served as a staff writer for SportsDay in 2007. Before joining the Redskins, Taylor spent five months interning at the world headquarters of Fleishman-Hillard International Communications in St. Louis.

Taylor graduated magna cum laude from the esteemed School of Journalism at the University of Missouri in December 2010, earning a Bachelor's of Journalism with an emphasis in convergence journalism in three-and-a-half years. During his time at Mizzou, he completed assignments for a number of media organizations, including KBIA-FM (NPR), the Columbia Missourian, KOMU-TV (NBC) and The Maneater.

In addition, Taylor served as the play-by-play voice of the Missouri Tigers women's volleyball team for parts of 2009 and all of 2010, culminating in the team's run to the Sweet 16 of the 2010 NCAA Tournament. In his final semester, Taylor and a colleague launched KBIA Sports Extra, which was later integrated into the curriculum by convergence journalism faculty as the genesis of a new Multimedia Sports Journalism course.

Taylor is a native of Coppell, Texas. He currently resides in Northern Virginia.

PUBLIC RELATIONS



ZENA LEWIS

MEDIA SERVICES
COORDINATOR

1ST NFL SEASON // 1ST WITH REDSKINS

Contact Lewis for:

- » Interview requests for players

703-726-7422 // lewisz@redskins.com

Zena Lewis is entering his first season with the Washington Redskins as Media Services Coordinator after joining the team during the 2015 off-season.

Lewis is responsible for managing the media schedule and serves as the primary contact for media requests for Redskins players. He provides counsel and training for Redskins players as it pertains to media appearances and social media use.


Lewis enters the 2015 season with six years of game day media relations experience with various NFL organizations. He has contributed to the game day press operations of the Tennessee Titans (2009-10), Detroit Lions (2011), Miami Dolphins (2012 preseason) and Atlanta Falcons (2012-14). Lewis was responsible for coordinating and conducting interviews with visiting teams and helping contribute to other press box operations.

Prior to joining the Redskins, Lewis served as the Assistant Commissioner of Communications and New Media at the Southern Intercollegiate Athletic Conference, spearheading a redesign of the league's website. Before his time with the SIAC, Lewis served as Assistant Director of Media Relations for the Southwestern Athletic Conference, acting as the media liaison for the league office, its events and championships from 2012-14. In that role, he was the primary media contact for football, baseball, bowling, volleyball and women's basketball.

Lewis' background also includes experience as Assistant Director of Public and Media Relations for the women's basketball program at the University of Michigan, Assistant Director of Sports and Media Relations at Tennessee State University, Communications Assistant for the Women's Basketball Coaches Association and as Assistant Director of Sports Information and Media Relations at Clark Atlanta University.

Lewis earned his bachelor's degree from Florida A&M University, majoring in broadcast journalism and public relations. He also ran varsity track and field, earning MEAC championship rings as a member of Florida A&M's title teams in 1995 and 1997.

Lewis is a native of Brooklyn, N.Y., and attended Santaluces H.S. in Palm Beach County, Fla. He now resides in Northern Virginia with his wife, Saidah.



ALEXIA GREVIOUS

CORPORATE
COMMUNICATIONS MANAGER

1ST NFL SEASON // 1ST WITH REDSKINS

Contact Grevious for:

- » Credential requests
- » Corporate and community information

703-726-7077 // greviousa@redskins.com

Alexia Grevious is entering her first season as the Washington Redskins' Corporate Communications Manager after joining the team during the 2015 off-season.

Grevious is responsible for sustaining a strong corporate image through positive media coverage for the Redskins outside the traditional scope of football, as well as assisting with the implementation of the league's public relations policies. She helps promote Redskins' community relations and marketing events, finding ways to project the organizations' coaches and players in a positive light. Grevious develops, coordinates and implements strategic communication plans, including media advisories, press releases, fact sheets and press kits.

Grevious' NFL experience includes having worked as a member of game day staffs of the Atlanta Falcons and Indianapolis Colts during the 2013 and 2014 seasons, respectively.

Grevious first joined the Redskins as a summer public relations intern during the 2013 off-season. During that time, she helped facilitate interviews between media and Redskins personnel, helped edit the 2013 digital media guide and assisted with the compilation and distribution of daily news clips.

Prior to joining the Redskins full-time, Grevious spent 10 months with the NCAA in its web communications department at the organization's headquarters in Indianapolis. She helped communicate news and information through NCAA digital media platforms, creating video content and writing profile pieces for the website and Champion Magazine.

Grevious earned her undergraduate degree in communication studies from Clemson University in 2014. While at Clemson, she worked as a recruiting assistant for the football program from 2011-14, appearing on "Death Valley Live" and hosting a "100 Yards" interview segment for ClemsonTigers.com.

During her time as a student, she contributed to three case studies published in academic communications journals, including "Coach Verbal Aggression: A Case Study Examining Effects on Athletes Motivation and Perceptions of Coach Credibility," as well as other studies examining the self-presentation of sports broadcasters and the media framing of quarterbacks' injury decisions.

Grevious is a native of Fort Mill, S.C. She currently resides in Northern Virginia.

PUBLIC RELATIONS

2015 MEDIA INFORMATION

CREENTIAL POLICY

The Washington Redskins grant credentials and media access based on merit as guided by the priorities listed below. Because of the limited space available at Redskins Park and FedExField, these priority guidelines are intended to facilitate the most efficient use of space for working media covering the Washington Redskins and the NFL.

Full credential request policies are detailed below. For more information about obtaining media credentials, please contact Alexia Grevious at 703-726-7077 or by e-mail at greviousa@redskins.com.

The Redskins prioritize outlets in the following order:

1. Broadcast partners, including television and radio personnel responsible for live broadcasts of Washington Redskins games.
2. Local beat reporters who cover the team on a daily basis for large-scale local outlets, including newspapers, wire services, radio stations and television affiliates that cover the Washington Redskins and the NFL on a regular basis.
3. Large-scale national outlets, including national newspapers, magazines, television stations, websites and more.
4. Washington, D.C. metro area community publications and stations.
5. Out-of-town community outlets on specific assignment to cover Redskins personnel of unique interest to the outlet's market (e.g.: a player's hometown newspaper).
6. Blogs, internet radio and other independent outlets, whose merit and credential consideration is subject to the discretion of Redskins Public Relations.

Policies for visiting scouts are handled separately in accordance with the 2015 Scouting Policy as distributed to all NFL teams prior to the season.

The following guidelines will be observed in granting access:

1. Season credentials will be reserved for organizations that provide consistent and substantial coverage of the Washington Redskins. Please be advised that a season media credential does not guarantee working space in media work areas.
2. With the exception of seasonally credentialed Redskins beat reporters who produce daily on-site reports, all credentials at Redskins Park and FedExField are approved and issued on a daily and/or game-by-game basis.
3. Passes and credentials are transferable within the same media outlet for use by those serving an editorial function with proper notice and approval by Redskins Public Relations. Passes used by any member of a credentialed outlet without specific editorial assignment or by non-working members of the organization are subject to revocation and will affect all future credentialing decisions by Redskins Public Relations for that outlet.
4. As the result of limited work space, credentials will not be issued to freelance writers or photographers without a specific assignment received in writing by the assigning organization.
5. Credentials may be issued: a) to online entities that are affiliated with a national or regional media organization; or, b) to online entities that host a website that regularly and substantially reports on the National Football League or the Washington Redskins, and employs for that website at least one full-time permanent employee who writes a substantial majority of all material posted on the site. Priority for these sites will be based on potential audience at the discretion of Redskins Public Relations.
6. Redskins personnel may deny or revoke credentials without notice and an individual shall surrender his/her credential upon request for: noncompliance with the priorities or guidelines set out in this policy; noncompliance with health, safety, or security directives issued regarding Redskins events; and for conduct for which there are reasonable grounds to believe violate state or federal law, or constitute a breach of professional ethics. Any organization that wishes to contest a denial or revocation may: a) request Redskins Public Relations provide a written rationale for the denial or revocation; b) submit a written response to that rationale to the Senior Vice President of Communications.
7. Redskins Public Relations reserves the right to change this policy at any time.

CONTACT INFORMATION

Redskins Park:	703-726-7000
Tony Wyllie	703-726-7135
Ross Taylor	703-726-7368
Zena Lewis	703-726-7422
Alexia Grevious	703-726-7077
FedExField:	301-276-6000
Redskins PR (Game Day)	301-276-6718
Visiting PR (Game Day)	301-276-6818
Tickets	301-276-6050
E-mail Addresses:	
Tony Wyllie	wylliet@redskins.com
Ross Taylor	taylorr@redskins.com
Zena Lewis	lewisz@redskins.com
Alexia Grevious	greviousa@redskins.com
On the Web:	
Official Site	Redskins.com
Media Guide	media.redskins.com
Redskins PR Twitter (Private)	Twitter.com/RedskinsMedia

MEDIA PORTAL/MEDIA GUIDE

The Redskins' Public Relations department has a media website (media.redskins.com) designed to serve the needs of all media members who cover the organization. The site contains the annual media guide and weekly game guides including stats, rosters, personnel bios and much more. Media can also access the media website by visiting Redskins.com and clicking on "Media Guide" located at the bottom of the News & Events tab.

PRESS INFORMATION

All Redskins press releases and weekly media packets are distributed via e-mail. Please contact the Redskins Public Relations department to be added to the team's email distribution list for all press releases and media advisories.

The Redskins Public Relations department also utilizes the @RedskinsMedia Twitter account. @RedskinsMedia is a private account that is only accessible upon request for media members who cover the team on a daily basis who need information regarding scheduling changes and other sensitive information. Reporters with access to this account are encouraged to have @RedskinsMedia tweets pushed to their mobile phones to receive the most timely information on changes to media availability. Please contact Ross Taylor of Redskins Public Relations via email to be granted access to the @RedskinsMedia Twitter account.

Media can access the latest league press information from the NFL's media website at www.nflmedia.com. The NFL's official website is www.nfl.com.

MEDIA WORKROOM

The media workroom at Redskins Park is located inside the annex building adjacent to the main entrance. The room is available to working media throughout the week. Phones, rosters, game releases and other information will be available in this area.

VIDEO STREAMING

Media availabilities, open practice sessions and other team activities on club premises may not be broadcast live by an individual or media outlet without prior approval from the Washington Redskins. This includes the use of social media applications such as Periscope, Meerkat and UStream among others.

PUBLIC RELATIONS

2015 MEDIA INFORMATION (CONT.)

PRACTICE ACCESS

During the regular season, Wednesday-Friday practices will be open to local media who regularly cover the team for designated periods. Upon arrival at Redskins Park, please go to the media workroom where a member of the public relations staff will escort you to practice. To request a Redskins Park Media Credential, email Alexia Grevious (greviousa@redskins.com) at least one (1) day prior to your scheduled visit. Any media member without a Redskins Park Media Credential provided by the Washington Redskins Public Relations department will not be permitted access to the facilities. **NO INFORMATION FROM PRACTICE THAT MAY COMPROMISE THE TEAM'S COMPETITIVE ADVANTAGE IS ALLOWED TO BE DISTRIBUTED VIA ANY MEDIA PLATFORM.** This includes personnel groupings, formations, injury speculation, specific plays and more as judged by Redskins Public Relations. Failure to comply could lead to revocation of credentials.

JAY GRUDEN INTERVIEWS

Head Coach Jay Gruden will conduct a weekly news conference at 3 p.m. ET on Mondays in the team auditorium. He will also be available after practice on Wednesday, Thursday and Friday of each game week. One-on-one requests should be sent to Tony Wyllie (wylliet@redskins.com).

COORDINATOR INTERVIEWS

During the regular season, and Offensive Coordinator Sean McVay will be formally available coming off the field after practice on Fridays. Defensive Coordinator Joe Barry will be formally available at the podium after practice on Thursdays. Ross Taylor (taylorr@redskins.com) serves as the primary media contact for coordinators. All requests for coordinators, including Special Teams Coordinator Ben Kotwica, beyond that time will be evaluated on a case-by-case basis in accordance with the coaches' scheduling availability.

ASSISTANT COACH INTERVIEWS

All requests for assistants must be arranged through the Redskins Public Relations with at least 24 hours notice. Position coaches are available for questions on specific players and the position group only. No position coaches should be contacted directly by telephone (at an office line, at home or by cell phone), or by email. Ross Taylor (taylorr@redskins.com) serves as the primary media contact for assistant coaches.

PLAYER INTERVIEWS

The Redskins' locker room is open to accredited media for specific interview periods during the week. The locker room is generally open to the media from 11-11:45 a.m. on Mondays, from 11:15 a.m.-noon on Wednesdays and Thursdays, and for 45 minutes following practice on Fridays. All one-on-one requests should be arranged through the Redskins PR department at least 48 hours in advance. All interviews must be conducted inside the locker room unless additional permission is granted by a Redskins PR staff member. **NO B-ROLL, STILL PHOTOGRAPHY OR LIVE STREAMING IS ALLOWED INSIDE THE LOCKER ROOM.** Interviews to be conducted by phone must be arranged through Redskins PR prior to the day of the scheduled interview. All times are subject to change without prior notice.

GAME CREDENTIALS

Demand for credentials is high, and as such, the size and legitimacy of each media outlet requesting access will be considered on a case-by-case basis and subject to the discretion of Redskins Public Relations. Full details on credentialing decisions are available at the beginning of this policy.

For home games, all requests must be submitted through the team's online credentialing system located at www.redskins.com/credentials no later than 5 p.m. ET on Tuesday of that particular game week.

For away games, all requests must be e-mailed to Alexia Grevious (greviousa@redskins.com) and must include attending media members' name, job title, media affiliation and pick-up preference (Redskins Park or Media Will Call). All requests must be submitted 10 days in advance of the requested road game.

GAME DAY PARKING

There are a limited number of season-long parking passes at FedExField for media members to purchase. All media members are welcome to park, free of charge, at the Media Parking Lot at the Grey Lot at FedExField.

In addition, television trucks that provide satellite, uplink or microwave functions will be parked in Lot B1. Media that wish to bring a truck to a Redskins game must contact both Josh Epstein (epsteinj@redskins.com) and Alexia Grevious (greviousa@redskins.com) no later than Monday of that particular game week.

MEDIA ENTRANCE AND WILL CALL

The media entrance and Media Will Call are located at the South Field Tunnel by Gate B. All media members that have been confirmed by the Redskins Public Relations department must enter through the media entrance.

The appropriate game credential must be presented at the media entrance for admission into the stadium. For security purposes, the Redskins do not send out game-by-game credentials prior to game day. All media picking up credentials on game day must do so at Media Will Call.

A valid form of government-issued photo identification is required to pick up credentials. Media Will Call will open 3.5 hours prior to kickoff.

FREQUENCY COORDINATOR

All credentialed media members who will be using a wireless radio frequency device such as a wireless microphone, communications radio, etc. (cell phones excluded) on FedExField property must register their frequency information. To do so, please contact the NFL Game Day Coordinator, Bill Sien, via email at redskinsgdc@yahoo.com or by phone at 730-915-8501 no later than Tuesday of game week.

INTERNET AND PHONE LINES

FedExField features complimentary wireless internet in the press box and photo room. You will be supplied with access information in those areas. Media interested in setting up a game day phone line at FedExField should fill out a request form which can be obtained by emailing Alexia Grevious at greviousa@redskins.com no later than Monday of that particular game week.

PHOTOGRAPHERS

Photographers who are credentialed for sideline access will be required to wear a photo vest. Sideline access for NFL games is limited to photographers on assignment for recognized news organizations. No one except network television personnel and authorized game personnel will be admitted on the field without a camera. All field photographers must remain outside the bench areas and outside the yellow border surrounding the playing field.

POSTGAME INTERVIEWS AND LOCKER ROOM ACCESS

Members of the media needing to conduct post-game interviews will be given access to the Redskins' and visiting team's interview rooms after the game, as well as the home and visiting locker rooms. A Redskins PR representative will escort media down to the interview areas with four minutes remaining in the game. **NO B-ROLL, STILL PHOTOGRAPHY, LIVE STREAMING OR AUTOGRAPHS ARE ALLOWED IN THE REDSKINS LOCKER ROOM, AND NO INTERVIEWS ARE ALLOWED ON OR COMING OFF THE FIELD FOLLOWING THE GAME.** Following the customary 10-minute cooling off period at the conclusion of the game, the Redskins' and visiting team's locker rooms will be open to the media. Redskins Head Coach Jay Gruden will be available in the postgame interview room. To get there, take the stairs to the field level and follow the signs to the locker and interview rooms. Following Coach Gruden, additional players may be brought into the interview room. Press conferences will also be shown on the televisions in the press box as they occur.

WASHINGTON REDSKINS
CHARITABLE FOUNDATION



The mission of the Washington Redskins Charitable Foundation is to make a positive and measurable impact in the lives of children in our community. Since its start in 2000, the Foundation has given back more than \$16M to the community, focusing primarily in the areas of education, community outreach and health and wellness.



To give back to the community is such a big opportunity for us. Every Tuesday you'll always see a group of Redskins players out there, really trying to make a difference in these kids' lives, and the Redskins Charitable Foundation allows us to do that. Getting out in the community doesn't just mean a lot for the kids, it means a lot to us, too.

Darrel Young, Redskins Fullback



WASHINGTON REDSKINS
CHARITABLE FOUNDATION



2014 STATS:

94

WASHINGTON REDSKINS
 CHARITABLE FOUNDATION EVENTS
 AND PROGRAMS IN 2014

\$1.2+
 MILLION

GIVEN TO SUPPORT YOUTH
 DEVELOPMENT PROGRAMS

6,500+

TICKETS DONATED
 TO NON-PROFIT
 ORGANIZATIONS

250,000

Redskins Read
 Activity Books
 distributed
 in 2014

1,207

AUTOGRAPHED ITEMS DONATED
 TO SUPPORT COMMUNITY GROUPS

150,000+
 CHILDREN
 IMPACTED

